

# Alabama's 1<sup>st</sup> district & Canada

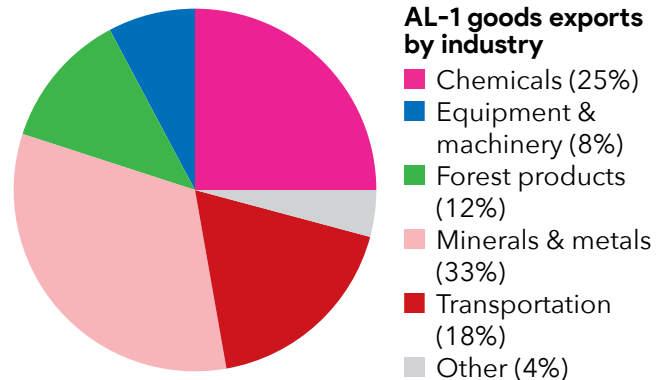
## An integrated economic & security partnership

1,820 people are employed at the 37 Canadian-owned businesses operating in AL-1

**AL-1**  
**exports \$301 million**  
 in goods to Canada annually

### Top AL-1 goods exports to Canada

Iron, steel & ferroalloys.....	\$79 million
Basic Chemicals.....	\$57 million
Aerospace products & parts.....	\$38 million
Pulp & Paperboard Mill Products.....	\$29 million
Motor Vehicles.....	\$17 million



**AL-1**  
**exports \$53 million**  
 in services to Canada annually

### Top AL-1 services exports to Canada

Travel (including for education).....	\$20 million
Business services.....	\$11 million
Charges for the use of intellectual property.....	\$9 million
Financial services.....	\$6 million
Maintenance & repair services.....	\$5 million

### Top Canadian-owned businesses in AL-1

- SMG Holdings
- Rpi Bel Air Mall
- Circle K
- Guardsmark
- West Fraser
- Cimco Refrigeration
- First Gulf Bank
- Trimac Transportation
- MWH Americas
- Canfor Southern Pine

**April 2024**

Sources: **Trade Partnership:** Goods exports (2023 data, 3/2024 release) and services exports (2022 data, 1/2024 release), calculated figures, based on U.S. Census Bureau and U.S. Bureau of Economic Analysis data at state and national levels. **Dun & Bradstreet:** Canadian-owned businesses (12/2023 release). Figures may not add up due to rounding. Produced by the Embassy of Canada in Washington, D.C.

# Alabama's 2<sup>nd</sup> district & Canada

## An integrated economic & security partnership

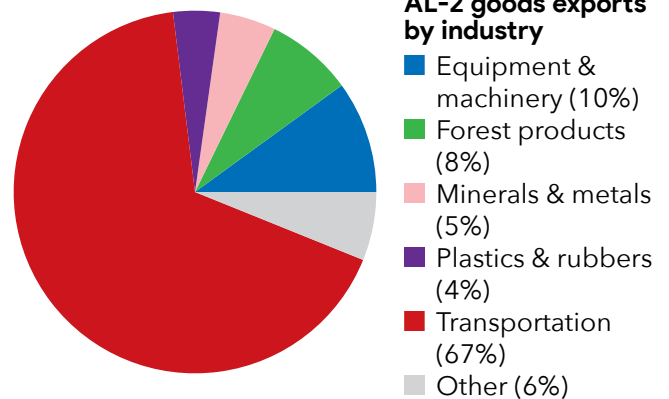
380 people are employed at the 17 Canadian-owned businesses operating in AL-2

### AL-2

**exports \$590 million**  
 in goods to Canada annually

#### Top AL-2 goods exports to Canada

■ Motor Vehicles.....	\$333 million
■ Pulp & Paperboard Mill Products.....	\$33 million
■ Motor Vehicle Bodies & Trailers.....	\$30 million
■ Aerospace products & parts.....	\$24 million
■ Navigational & measuring instruments.....	\$17 million



### AL-2

**exports \$43 million**  
 in services to Canada annually

#### Top AL-2 services exports to Canada

Travel (including for education).....	\$13 million
Financial services.....	\$10 million
Business services.....	\$9 million
Charges for the use of intellectual property.....	\$6 million
Maintenance & repair services.....	\$3 million

#### Top Canadian-owned businesses in AL-2

- Circle K
- Genesee & Wyoming
- Meridian & Bigbee Railroad
- WSP USA
- REF Alabama
- Trans World Ny Sub
- TForce
- Nutrien Ag Solutions
- CGI
- RBC

#### April 2024

Sources: **Trade Partnership:** Goods exports (2023 data, 3/2024 release) and services exports (2022 data, 1/2024 release), calculated figures, based on U.S. Census Bureau and U.S. Bureau of Economic Analysis data at state and national levels. **Dun & Bradstreet:** Canadian-owned businesses (12/2023 release). Figures may not add up due to rounding. Produced by the Embassy of Canada in Washington, D.C.

# Alabama's 3<sup>rd</sup> district & Canada

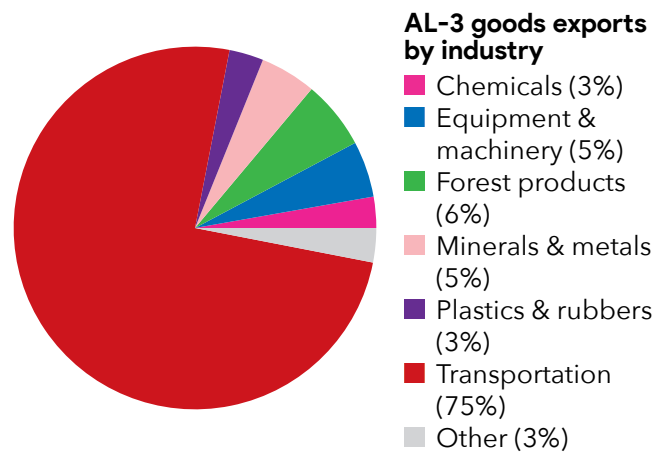
## An integrated economic & security partnership

700 people are employed at the 18 Canadian-owned businesses operating in AL-3

**AL-3**  
**exports \$795 million**  
 in goods to Canada annually

### Top AL-3 goods exports to Canada

■ Motor Vehicles.....	\$510 million
■ Motor Vehicle Parts.....	\$46 million
■ Pulp & Paperboard Mill Products.....	\$36 million
■ Railroad Rolling Stock.....	\$29 million
■ Rubber Products.....	\$14 million



**AL-3**  
**exports \$34 million**  
 in services to Canada annually

### Top AL-3 services exports to Canada

Travel (including for education).....	\$15 million
Financial services.....	\$7 million
Business services.....	\$5 million
Charges for the use of intellectual property.....	\$4 million
Maintenance & repair services.....	\$3 million

### Top Canadian-owned businesses in AL-3

- Norbord
- Circle K
- West Fraser
- New Flyer
- Popeyes Louisiana Kitchen
- MDS
- Agrium
- Trans World Ny Sub
- Eastern Alabama Railway
- Aftermarket Parts Company

**April 2024**

Sources: **Trade Partnership:** Goods exports (2023 data, 3/2024 release) and services exports (2022 data, 1/2024 release), calculated figures, based on U.S. Census Bureau and U.S. Bureau of Economic Analysis data at state and national levels. **Dun & Bradstreet:** Canadian-owned businesses (12/2023 release). Figures may not add up due to rounding. Produced by the Embassy of Canada in Washington, D.C.

# Alabama's 4<sup>th</sup> district & Canada

## An integrated economic & security partnership

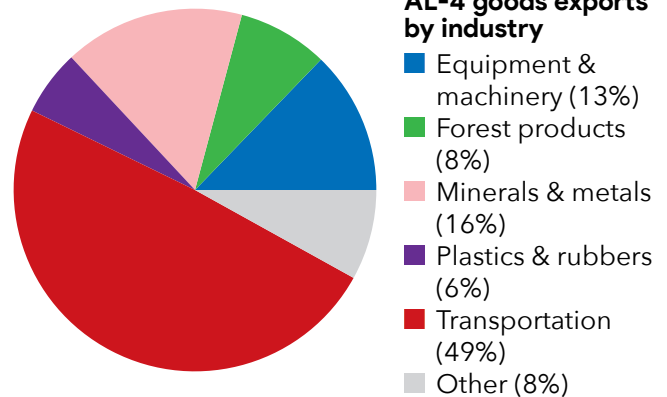
1,340 people are employed at the 14 Canadian-owned businesses operating in AL-4

### AL-4

**exports \$679 million**  
in goods to Canada annually

#### Top AL-4 goods exports to Canada

■ Motor Vehicles.....	\$283 million
■ Motor Vehicle Parts.....	\$44 million
■ Aluminum.....	\$38 million
■ Pulp & Paperboard Mill Products.....	\$37 million
■ Plastics Products.....	\$24 million



### AL-4

**exports \$31 million**  
in services to Canada annually

#### Top AL-4 services exports to Canada

Financial services.....	\$11 million
Travel (including for education).....	\$9 million
Business services.....	\$3 million
Charges for the use of intellectual property.....	\$3 million
Maintenance & repair services.....	\$3 million

#### Top Canadian-owned businesses in AL-4

- Gildan
- Circle K
- Mangas
- Prince Metal Stamping Usa
- Interfor
- Nutrien Ag Solutions
- Allied Crawford Steel
- Texas Eastern Transmission
- Samuel, Son & Co
- Trans World Ny Sub

#### April 2024

Sources: **Trade Partnership:** Goods exports (2023 data, 3/2024 release) and services exports (2022 data, 1/2024 release), calculated figures, based on U.S. Census Bureau and U.S. Bureau of Economic Analysis data at state and national levels. **Dun & Bradstreet:** Canadian-owned businesses (12/2023 release). Figures may not add up due to rounding. Produced by the Embassy of Canada in Washington, D.C.

# Alabama's 5<sup>th</sup> district & Canada

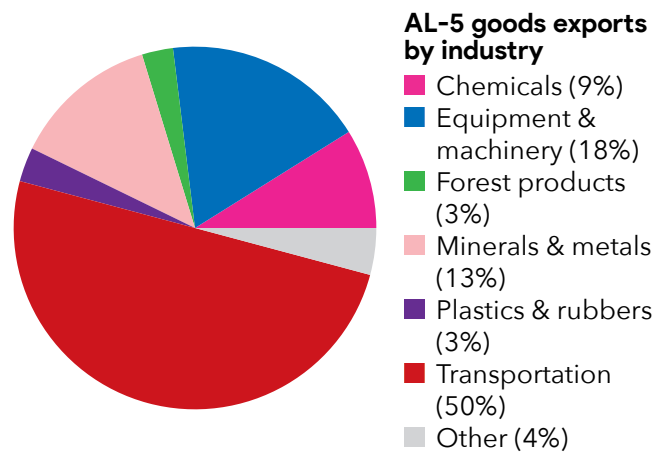
## An integrated economic & security partnership

4,440 people are employed at the 33 Canadian-owned businesses operating in AL-5

**AL-5**  
**exports \$656 million**  
 in goods to Canada annually

### Top AL-5 goods exports to Canada

■ Motor Vehicles.....	\$206 million
■ Aerospace products & parts.....	\$108 million
■ Resins & Synthetic Fibers.....	\$40 million
■ Communications Equipment.....	\$25 million
■ Aluminum.....	\$25 million



**AL-5**  
**exports \$95 million**  
 in services to Canada annually

### Top AL-5 services exports to Canada

Business services.....	\$32 million
Charges for the use of intellectual property.....	\$23 million
Travel (including for education).....	\$14 million
Transport.....	\$14 million
Financial services.....	\$10 million

### Top Canadian-owned businesses in AL-5

- Morgan Research Corporation
- Linamar
- Circle K
- CGI
- Mitchell Plastics
- Saputo Cheese
- Pesa
- Ultratec Sfx
- JMS Russel Metals
- PODS Enterprises

**April 2024**

Sources: **Trade Partnership:** Goods exports (2023 data, 3/2024 release) and services exports (2022 data, 1/2024 release), calculated figures, based on U.S. Census Bureau and U.S. Bureau of Economic Analysis data at state and national levels. **Dun & Bradstreet:** Canadian-owned businesses (12/2023 release). Figures may not add up due to rounding. Produced by the Embassy of Canada in Washington, D.C.

# Alabama's 6<sup>th</sup> district & Canada

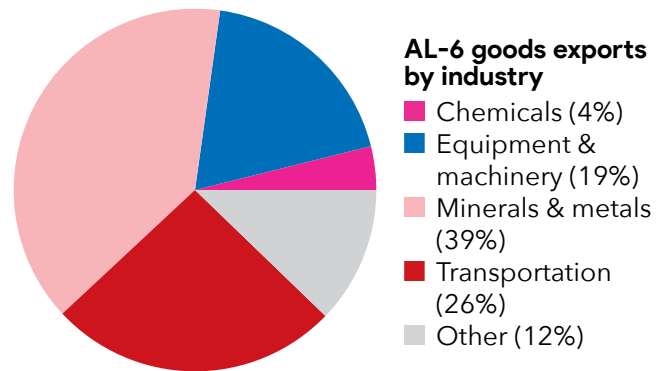
## An integrated economic & security partnership

1,570 people are employed at the 28 Canadian-owned businesses operating in AL-6

**AL-6**  
**exports \$159 million**  
 in goods to Canada annually

### Top AL-6 goods exports to Canada

Iron, steel & ferroalloys.....	\$46 million
Motor Vehicles.....	\$41 million
Agricultural & construction machinery.....	\$10 million
Foundry Products.....	\$7 million
Electrical equipment.....	\$5 million



**AL-6**  
**exports \$84 million**  
 in services to Canada annually

### Top AL-6 services exports to Canada

Financial services.....	\$32 million
Business services.....	\$19 million
Travel (including for education).....	\$11 million
Insurance services.....	\$10 million
Charges for the use of intellectual property.....	\$9 million

### Top Canadian-owned businesses in AL-6

- Kamtek
- Samuel, Son & Co
- Guardsmark
- Circle K
- MDS
- Sonics Associates
- FTEC
- Premier Salons
- Service Experts
- Stella-Jones

**April 2024**

Sources: **Trade Partnership:** Goods exports (2023 data, 3/2024 release) and services exports (2022 data, 1/2024 release), calculated figures, based on U.S. Census Bureau and U.S. Bureau of Economic Analysis data at state and national levels. **Dun & Bradstreet:** Canadian-owned businesses (12/2023 release). Figures may not add up due to rounding. Produced by the Embassy of Canada in Washington, D.C.

# Alabama's 7<sup>th</sup> district & Canada

## An integrated economic & security partnership

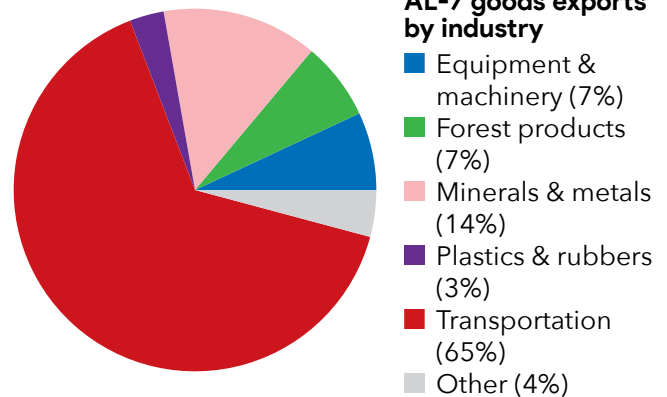
1,610 people are employed at the 33 Canadian-owned businesses operating in AL-7

### AL-7

**exports \$711 million**  
 in goods to Canada annually

#### Top AL-7 goods exports to Canada

■ Motor Vehicles.....	\$401 million
■ Iron, steel & ferroalloys.....	\$67 million
■ Aerospace products & parts.....	\$41 million
■ Pulp & Paperboard Mill Products.....	\$37 million
■ Motor Vehicle Parts.....	\$23 million



### AL-7

**exports \$60 million**  
 in services to Canada annually

#### Top AL-7 services exports to Canada

Travel (including for education).....	\$17 million
Financial services.....	\$16 million
Business services.....	\$13 million
Charges for the use of intellectual property.....	\$6 million
Maintenance & repair services.....	\$4 million

#### Top Canadian-owned businesses in AL-7

- US Security Associates
- Circle K
- iSpice Foods
- Magna Exteriors
- Canfor Southern Pine
- Martinrea Industries
- King Luminaire
- Refractory Sales & Svc
- Trimac Transportation
- Alabama Dumpster Service

**April 2024**

Sources: **Trade Partnership:** Goods exports (2023 data, 3/2024 release) and services exports (2022 data, 1/2024 release), calculated figures, based on U.S. Census Bureau and U.S. Bureau of Economic Analysis data at state and national levels. **Dun & Bradstreet:** Canadian-owned businesses (12/2023 release). Figures may not add up due to rounding. Produced by the Embassy of Canada in Washington, D.C.

# Arizona's 1<sup>st</sup> district & Canada

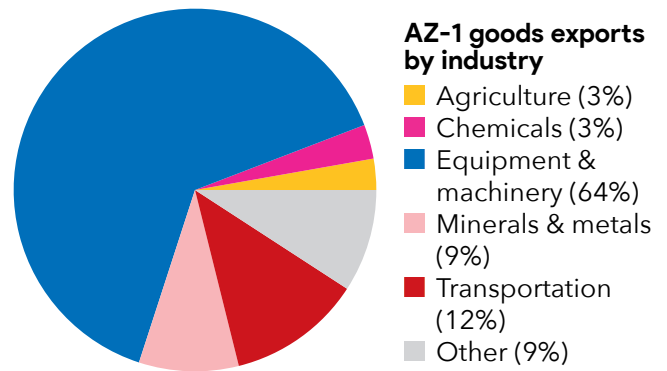
## An integrated economic & security partnership

3,610 people are employed at the 88 Canadian-owned businesses operating in AZ-1

**AZ-1**  
**exports \$416 million**  
 in goods to Canada annually

### Top AZ-1 goods exports to Canada

■ Semiconductors & Components.....	\$88 million
■ Engines & turbines.....	\$34 million
■ Communications Equipment.....	\$23 million
■ Electrical Equipment & Components.....	\$23 million
■ Motor Vehicles.....	\$22 million



**AZ-1**  
**exports \$334 million**  
 in services to Canada annually

### Top AZ-1 services exports to Canada

Business services.....	\$101 million
Financial services.....	\$64 million
Travel (including for education).....	\$61 million
Charges for the use of intellectual property.....	\$51 million
Telecommunications, computer & information services	\$24 million

### Top Canadian-owned businesses in AZ-1

- Circle K
- Kahala Brands
- Colliers International
- Equinox Payments
- Epcor
- Taco Time
- Cold Stone Creamery
- MWH Americas
- BMO Harris Bank
- US Security Associates

**April 2024**

Sources: **Trade Partnership:** Goods exports (2023 data, 3/2024 release) and services exports (2022 data, 1/2024 release), calculated figures, based on U.S. Census Bureau and U.S. Bureau of Economic Analysis data at state and national levels. **Dun & Bradstreet:** Canadian-owned businesses (12/2023 release). Figures may not add up due to rounding. Produced by the Embassy of Canada in Washington, D.C.



# Arizona's 2<sup>nd</sup> district & Canada

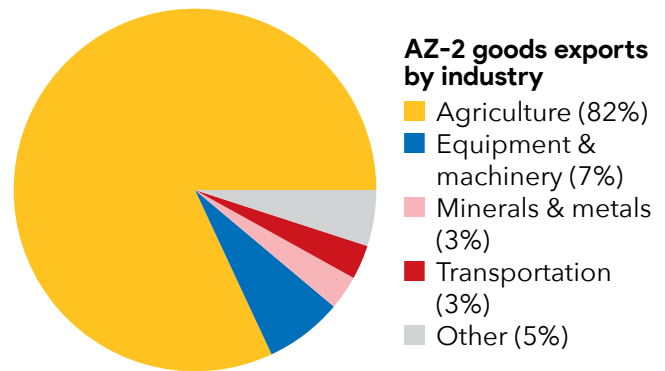
## An integrated economic & security partnership

860 people are employed at the 23 Canadian-owned businesses operating in AZ-2

**AZ-2**  
**exports \$480 million**  
 in goods to Canada annually

### Top AZ-2 goods exports to Canada

■ Vegetables & Melons.....	\$361 million
■ Fruits & Tree Nuts.....	\$22 million
■ Electrical Equipment & Components.....	\$14 million
■ Aerospace products & parts.....	\$6 million
■ Navigational & measuring instruments.....	\$5 million



**AZ-2**  
**exports \$48 million**  
 in services to Canada annually

### Top AZ-2 services exports to Canada

Travel (including for education).....	\$36 million
Business services.....	\$7 million
Charges for the use of intellectual property.....	\$3 million
Telecommunications, computer & information services	\$834,342
Financial services.....	\$656,985

### Top Canadian-owned businesses in AZ-2

- Circle K
- Carlota Copper
- BMO Harris Bank
- Billing Solutions
- Unisource Energy Services
- Tucson Electric Power
- CertaPro Painters
- Energy Fuels Resources
- TransCanada
- Nutrien Ag Solutions

**April 2024**

Sources: **Trade Partnership:** Goods exports (2023 data, 3/2024 release) and services exports (2022 data, 1/2024 release), calculated figures, based on U.S. Census Bureau and U.S. Bureau of Economic Analysis data at state and national levels. **Dun & Bradstreet:** Canadian-owned businesses (12/2023 release). Figures may not add up due to rounding. Produced by the Embassy of Canada in Washington, D.C.

# Arizona's 3<sup>rd</sup> district & Canada

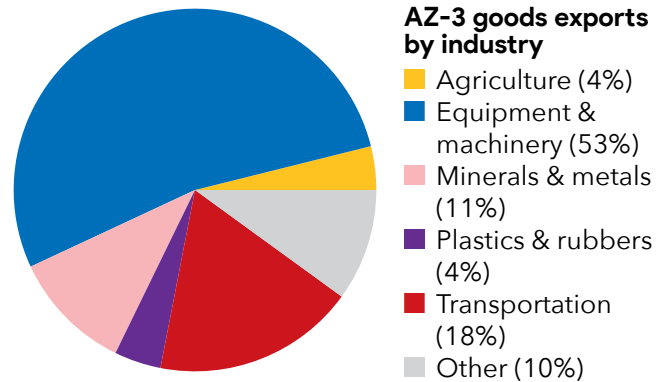
## An integrated economic & security partnership

3,140 people are employed at the 50 Canadian-owned businesses operating in AZ-3

**AZ-3**  
**exports \$255 million**  
 in goods to Canada annually

### Top AZ-3 goods exports to Canada

■ Semiconductors & Components.....	\$45 million
■ Engines & turbines.....	\$21 million
■ Aerospace products & parts.....	\$15 million
■ Motor Vehicles.....	\$13 million
■ Motor Vehicle Parts.....	\$11 million



**AZ-3**  
**exports \$148 million**  
 in services to Canada annually

### Top AZ-3 services exports to Canada

Financial services.....	\$36 million
Business services.....	\$34 million
Travel (including for education).....	\$30 million
Charges for the use of intellectual property.....	\$20 million
Transport.....	\$11 million

### Top Canadian-owned businesses in AZ-3

- Circle K
- Guardsmark
- Allied Universal
- Inter-Tel Technologies
- Magellan Aerospace
- Coreslab Structures
- Haley Holding Company Ltd
- Quadbridge
- TForce
- Winroc

**April 2024**

Sources: **Trade Partnership:** Goods exports (2023 data, 3/2024 release) and services exports (2022 data, 1/2024 release), calculated figures, based on U.S. Census Bureau and U.S. Bureau of Economic Analysis data at state and national levels. **Dun & Bradstreet:** Canadian-owned businesses (12/2023 release). Figures may not add up due to rounding. Produced by the Embassy of Canada in Washington, D.C.

# Arizona's 4<sup>th</sup> district & Canada

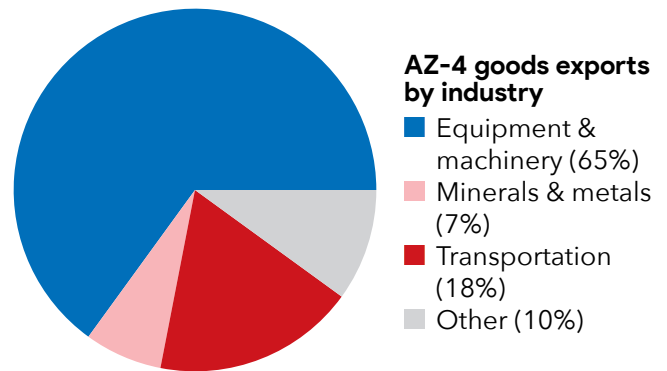
## An integrated economic & security partnership

8,830 people are employed at the 55 Canadian-owned businesses operating in AZ-4

**AZ-4**  
**exports \$462 million**  
 in goods to Canada annually

### Top AZ-4 goods exports to Canada

■ Semiconductors & Components.....	\$150 million
■ Motor Vehicles.....	\$43 million
■ Engines & turbines.....	\$34 million
■ Electrical Equipment & Components.....	\$33 million
■ Aerospace products & parts.....	\$25 million



**AZ-4**  
**exports \$197 million**  
 in services to Canada annually

### Top AZ-4 services exports to Canada

Travel (including for education).....	\$55 million
Business services.....	\$51 million
Charges for the use of intellectual property.....	\$30 million
Financial services.....	\$29 million
Telecommunications, computer & information services	\$13 million

### Top Canadian-owned businesses in AZ-4

- Mitel
- Circle K
- Allied Universal
- Stantec
- Inter-Tel Technologies
- Portland & Western Railroad
- WSP USA
- Hypertec
- PCL Construction
- Gerber Collision & Glass

**April 2024**

Sources: **Trade Partnership:** Goods exports (2023 data, 3/2024 release) and services exports (2022 data, 1/2024 release), calculated figures, based on U.S. Census Bureau and U.S. Bureau of Economic Analysis data at state and national levels. **Dun & Bradstreet:** Canadian-owned businesses (12/2023 release). Figures may not add up due to rounding. Produced by the Embassy of Canada in Washington, D.C.

# Arizona's 5<sup>th</sup> district & Canada

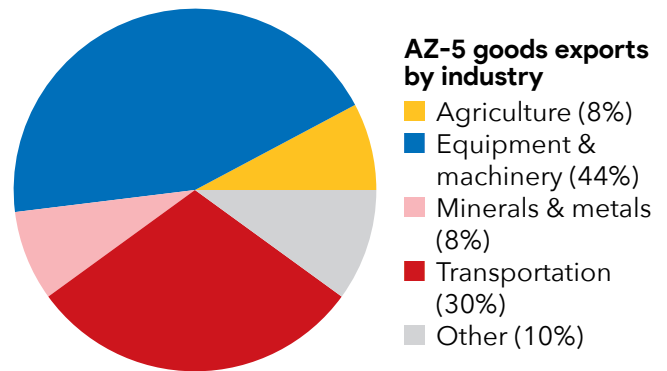
## An integrated economic & security partnership

540 people are employed at the 16 Canadian-owned businesses operating in AZ-5

**AZ-5**  
**exports \$163 million**  
 in goods to Canada annually

### Top AZ-5 goods exports to Canada

■ Motor Vehicles.....	\$26 million
■ Semiconductors & Components.....	\$21 million
■ Aerospace products & parts.....	\$17 million
■ Engines & turbines.....	\$9 million
■ Computer Equipment.....	\$8 million



**AZ-5**  
**exports \$70 million**  
 in services to Canada annually

### Top AZ-5 services exports to Canada

Business services.....	\$24 million
Travel (including for education).....	\$13 million
Charges for the use of intellectual property.....	\$12 million
Financial services.....	\$11 million
Telecommunications, computer & information services	\$4 million

### Top Canadian-owned businesses in AZ-5

- Circle K
- Passport Potash
- BMO Harris Bank
- Top Aces
- St Clair Technologies
- Heavens Medical Plc
- Enso Corporation
- Border Group Of Companies
- Aldo
- Electrameccanica Usa

**April 2024**

Sources: **Trade Partnership:** Goods exports (2023 data, 3/2024 release) and services exports (2022 data, 1/2024 release), calculated figures, based on U.S. Census Bureau and U.S. Bureau of Economic Analysis data at state and national levels. **Dun & Bradstreet:** Canadian-owned businesses (12/2023 release). Figures may not add up due to rounding. Produced by the Embassy of Canada in Washington, D.C.

# Arizona's 6<sup>th</sup> district & Canada

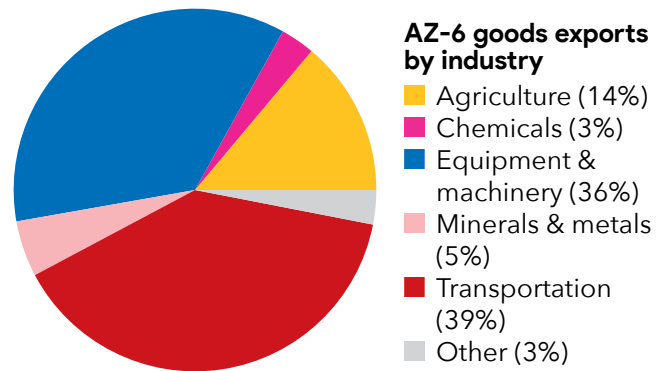
## An integrated economic & security partnership

1,520 people are employed at the 35 Canadian-owned businesses operating in AZ-6

**AZ-6**  
**exports \$335 million**  
 in goods to Canada annually

### Top AZ-6 goods exports to Canada

- Aerospace products & parts..... \$123 million
- Electrical equipment..... \$64 million
- Fruits & Tree Nuts..... \$30 million
- Navigational & measuring instruments..... \$11 million
- Agricultural & construction machinery..... \$10 million



**AZ-6**  
**exports \$59 million**  
 in services to Canada annually

### Top AZ-6 services exports to Canada

- Travel (including for education)..... \$28 million
- Business services..... \$13 million
- Charges for the use of intellectual property..... \$13 million
- Financial services..... \$1 million
- Telecommunications, computer & information services \$1 million

### Top Canadian-owned businesses in AZ-6

- Circle K
- Southwest Energy Solutions
- BMO Harris Bank
- Price Industries
- CGI
- Celestica
- Tucson Electric Power
- Car Wash Partners
- Trans World Ny Sub
- RBC

**April 2024**

Sources: **Trade Partnership:** Goods exports (2023 data, 3/2024 release) and services exports (2022 data, 1/2024 release), calculated figures, based on U.S. Census Bureau and U.S. Bureau of Economic Analysis data at state and national levels. **Dun & Bradstreet:** Canadian-owned businesses (12/2023 release). Figures may not add up due to rounding. Produced by the Embassy of Canada in Washington, D.C.

# Arizona's 7<sup>th</sup> district & Canada

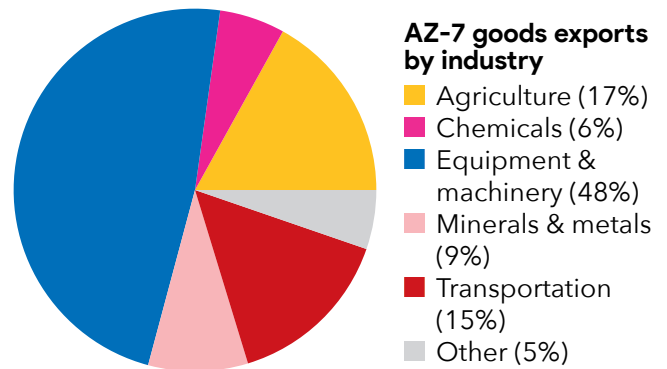
## An integrated economic & security partnership

3,500 people are employed at the 36 Canadian-owned businesses operating in AZ-7

**AZ-7**  
**exports \$263 million**  
 in goods to Canada annually

### Top AZ-7 goods exports to Canada

■ Aerospace products & parts.....	\$38 million
■ Electrical equipment.....	\$32 million
■ Fruits & Tree Nuts.....	\$24 million
■ Agricultural & construction machinery.....	\$17 million
■ Navigational & measuring instruments.....	\$16 million



**AZ-7**  
**exports \$69 million**  
 in services to Canada annually

### Top AZ-7 services exports to Canada

Travel (including for education).....	\$35 million
Transport.....	\$13 million
Business services.....	\$9 million
Charges for the use of intellectual property.....	\$7 million
Telecommunications, computer & information services	\$2 million

### Top Canadian-owned businesses in AZ-7

- Learjet
- Circle K
- UNS Energy
- Caid Industries
- Bombardier
- Allied Universal
- Tucson Electric Power
- Alpha Pro Tech
- California Closets
- Guardsmark

**April 2024**

Sources: **Trade Partnership:** Goods exports (2023 data, 3/2024 release) and services exports (2022 data, 1/2024 release), calculated figures, based on U.S. Census Bureau and U.S. Bureau of Economic Analysis data at state and national levels. **Dun & Bradstreet:** Canadian-owned businesses (12/2023 release). Figures may not add up due to rounding. Produced by the Embassy of Canada in Washington, D.C.

# Arizona's 8<sup>th</sup> district & Canada

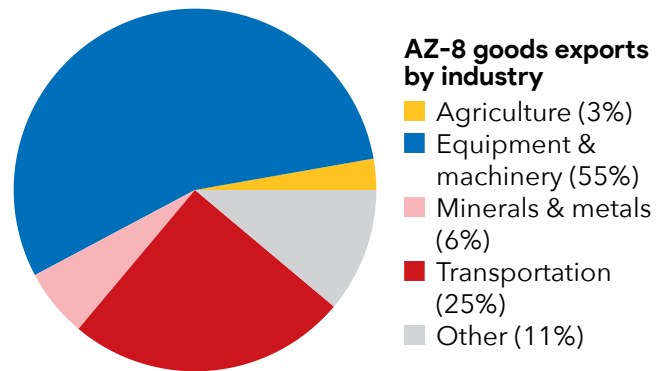
## An integrated economic & security partnership

1,140 people are employed at the 22 Canadian-owned businesses operating in AZ-8

**AZ-8**  
**exports \$206 million**  
 in goods to Canada annually

### Top AZ-8 goods exports to Canada

■ Motor Vehicles.....	\$35 million
■ Engines & turbines.....	\$25 million
■ Semiconductors & Components.....	\$25 million
■ Computer Equipment.....	\$10 million
■ Communications Equipment.....	\$9 million



**AZ-8**  
**exports \$127 million**  
 in services to Canada annually

### Top AZ-8 services exports to Canada

Business services.....	\$33 million
Financial services.....	\$31 million
Travel (including for education).....	\$25 million
Charges for the use of intellectual property.....	\$17 million
Telecommunications, computer & information services	\$8 million

### Top Canadian-owned businesses in AZ-8

- Circle K
- Enghouse Interactive
- California Closets
- BMO Harris Bank
- Service Experts
- IAT
- Trans World Ny Sub
- Aldo
- Gerber Collision & Glass
- Presence Technology

**April 2024**

Sources: **Trade Partnership:** Goods exports (2023 data, 3/2024 release) and services exports (2022 data, 1/2024 release), calculated figures, based on U.S. Census Bureau and U.S. Bureau of Economic Analysis data at state and national levels. **Dun & Bradstreet:** Canadian-owned businesses (12/2023 release). Figures may not add up due to rounding. Produced by the Embassy of Canada in Washington, D.C.

# Arizona's 9<sup>th</sup> district & Canada

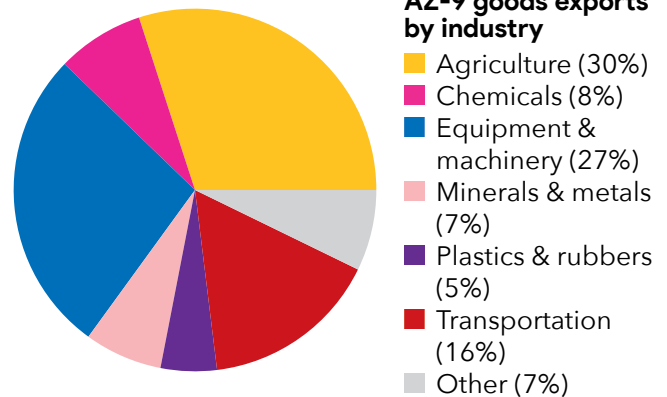
## An integrated economic & security partnership

750 people are employed at the 20 Canadian-owned businesses operating in AZ-9

**AZ-9**  
**exports \$107 million**  
 in goods to Canada annually

### Top AZ-9 goods exports to Canada

■ Fruits & Tree Nuts.....	\$22 million
■ Electrical Equipment & Components.....	\$8 million
■ Pesticides & Fertilizers.....	\$7 million
■ Aerospace products & parts.....	\$7 million
■ Vegetables & Melons.....	\$6 million



**AZ-9**  
**exports \$41 million**  
 in services to Canada annually

### Top AZ-9 services exports to Canada

Travel (including for education).....	\$17 million
Business services.....	\$10 million
Charges for the use of intellectual property.....	\$4 million
Financial services.....	\$3 million
Telecommunications, computer & information services	\$3 million

### Top Canadian-owned businesses in AZ-9

- Circle K
- Golden Vertex
- Difenda
- Liberty Utilities
- Nutrien Ag Solutions
- Simpson Norton Corporation
- Unisource Energy Services
- BMO Harris Bank
- Gerber Collision & Glass
- Lodging Enterprises

**April 2024**

Sources: **Trade Partnership:** Goods exports (2023 data, 3/2024 release) and services exports (2022 data, 1/2024 release), calculated figures, based on U.S. Census Bureau and U.S. Bureau of Economic Analysis data at state and national levels. **Dun & Bradstreet:** Canadian-owned businesses (12/2023 release). Figures may not add up due to rounding. Produced by the Embassy of Canada in Washington, D.C.



# Arkansas' 1<sup>st</sup> district & Canada

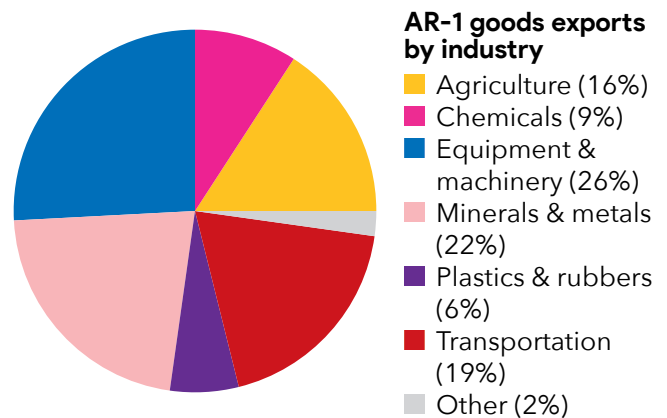
## An integrated economic & security partnership

690 people are employed at the 15 Canadian-owned businesses operating in AR-1

AR-1  
**exports \$701 million**  
 in goods to Canada annually

### Top AR-1 goods exports to Canada

Iron, steel & ferroalloys.....	\$119 million
Grain & Oilseed Milling Products.....	\$83 million
Motor Vehicle Parts.....	\$62 million
Agricultural & construction machinery.....	\$44 million
Aerospace products & parts.....	\$37 million



AR-1  
**exports \$39 million**  
 in services to Canada annually

### Top AR-1 services exports to Canada

Travel (including for education).....	\$13 million
Financial services.....	\$12 million
Business services.....	\$5 million
Maintenance & repair services.....	\$4 million
Charges for the use of intellectual property.....	\$4 million

### Top Canadian-owned businesses in AR-1

- Nutrien Ag Solutions
- Waste Connections
- Franchise Management Investors
- Centoco Manufacturing
- Central Wire
- MDS
- JMS Russel Metals
- Texas Eastern Transmission
- Actagro
- GFL Environmental

April 2024

Sources: **Trade Partnership:** Goods exports (2023 data, 3/2024 release) and services exports (2022 data, 1/2024 release), calculated figures, based on U.S. Census Bureau and U.S. Bureau of Economic Analysis data at state and national levels. **Dun & Bradstreet:** Canadian-owned businesses (12/2023 release). Figures may not add up due to rounding. Produced by the Embassy of Canada in Washington, D.C.

# Arkansas' 2<sup>nd</sup> district & Canada

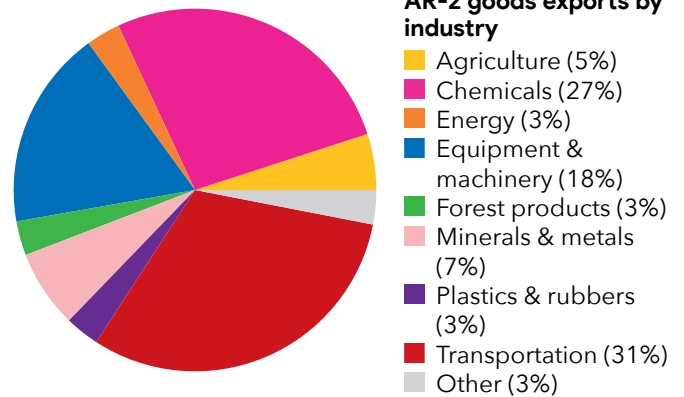
## An integrated economic & security partnership

1,070 people are employed at the 36 Canadian-owned businesses operating in AR-2

**AR-2**  
**exports \$210 million**  
 in goods to Canada annually

### Top AR-2 goods exports to Canada

■ Soaps, Cleaning Agents & Toiletries.....	\$45 million
■ Aerospace products & parts.....	\$43 million
■ Motor Vehicle Bodies & Trailers.....	\$17 million
■ Navigational & measuring instruments.....	\$11 million
■ Paints, Coatings & Adhesives.....	\$7 million



**AR-2**  
**exports \$72 million**  
 in services to Canada annually

### Top AR-2 services exports to Canada

Travel (including for education).....	\$19 million
Business services.....	\$16 million
Telecommunications, computer & information services	\$12 million
Financial services.....	\$8 million
Insurance services.....	\$8 million

### Top Canadian-owned businesses in AR-2

- Calfrac Well Services
- Guardsmark
- USFI
- Coreslab Structures
- Affirmative Risk Mgt
- Franchise Management Investors
- WSP USA
- Summerwood Petroleum
- Waste Connections
- Colliers International

**April 2024**

Sources: **Trade Partnership:** Goods exports (2023 data, 3/2024 release) and services exports (2022 data, 1/2024 release), calculated figures, based on U.S. Census Bureau and U.S. Bureau of Economic Analysis data at state and national levels. **Dun & Bradstreet:** Canadian-owned businesses (12/2023 release). Figures may not add up due to rounding. Produced by the Embassy of Canada in Washington, D.C.

# Arkansas' 3<sup>rd</sup> district & Canada

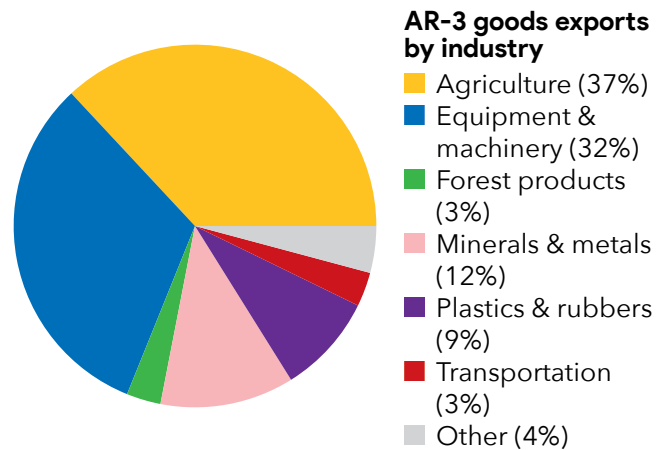
## An integrated economic & security partnership

420 people are employed at the 23 Canadian-owned businesses operating in AR-3

**AR-3**  
**exports \$288 million**  
 in goods to Canada annually

### Top AR-3 goods exports to Canada

■ Meat Products.....	\$45 million
■ HVAC & Refrigeration Equipment.....	\$24 million
■ Plastics Products.....	\$24 million
■ Electrical equipment.....	\$22 million
■ Electrical Equipment & Components.....	\$20 million



**AR-3**  
**exports \$66 million**  
 in services to Canada annually

### Top AR-3 services exports to Canada

Business services.....	\$29 million
Travel (including for education).....	\$20 million
Charges for the use of intellectual property.....	\$6 million
Financial services.....	\$5 million
Telecommunications, computer & information services	\$3 million

### Top Canadian-owned businesses in AR-3

- Lasonde Pappas & Co
- Pappas Foods
- Franchise Management Investors
- Chargeguard
- Guardsmark
- Empire District Electric
- Spectra Energy
- Cold Stone Creamery
- Aldo
- BSREP II

**April 2024**

Sources: **Trade Partnership:** Goods exports (2023 data, 3/2024 release) and services exports (2022 data, 1/2024 release), calculated figures, based on U.S. Census Bureau and U.S. Bureau of Economic Analysis data at state and national levels. **Dun & Bradstreet:** Canadian-owned businesses (12/2023 release). Figures may not add up due to rounding. Produced by the Embassy of Canada in Washington, D.C.

# Arkansas' 4<sup>th</sup> district & Canada

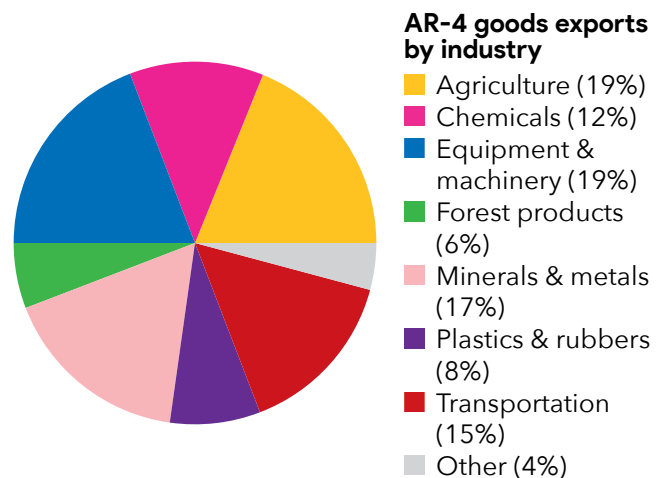
## An integrated economic & security partnership

2,090 people are employed at the 33 Canadian-owned businesses operating in AR-4

**AR-4**  
**exports \$422 million**  
 in goods to Canada annually

### Top AR-4 goods exports to Canada

■ Aerospace products & parts.....	\$43 million
■ HVAC & Refrigeration Equipment.....	\$26 million
■ Meat Products.....	\$25 million
■ Plastics Products.....	\$24 million
■ Soaps, Cleaning Agents & Toiletries.....	\$19 million



**AR-4**  
**exports \$41 million**  
 in services to Canada annually

### Top AR-4 services exports to Canada

Travel (including for education).....	\$15 million
Financial services.....	\$12 million
Maintenance & repair services.....	\$4 million
Business services.....	\$4 million
Charges for the use of intellectual property.....	\$4 million

### Top Canadian-owned businesses in AR-4

- West Fraser
- Anthony Forest Products
- Interfor
- Kansas City Southern Railway
- Uap Timberland
- Stella-Jones
- Hixson Lumber
- Nutrien Ag Solutions
- United Water Arkansas
- McFarland Cascade

**April 2024**

Sources: **Trade Partnership:** Goods exports (2023 data, 3/2024 release) and services exports (2022 data, 1/2024 release), calculated figures, based on U.S. Census Bureau and U.S. Bureau of Economic Analysis data at state and national levels. **Dun & Bradstreet:** Canadian-owned businesses (12/2023 release). Figures may not add up due to rounding. Produced by the Embassy of Canada in Washington, D.C.

# California's 1<sup>st</sup> district & Canada

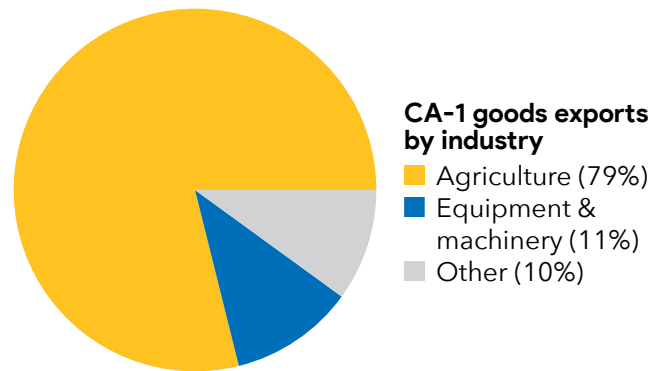
## An integrated economic & security partnership

410 people are employed at the 14 Canadian-owned businesses operating in CA-1

CA-1  
**exports \$458 million**  
 in goods to Canada annually

### Top CA-1 goods exports to Canada

- Fruits & Tree Nuts.....\$176 million
- Vegetables & Melons..... \$98 million
- Grain & Oilseed Milling Products..... \$41 million
- Agricultural & construction machinery..... \$23 million
- Preserves & Specialty Foods..... \$19 million



CA-1  
**exports \$64 million**  
 in services to Canada annually

### Top CA-1 services exports to Canada

- Travel (including for education)..... \$24 million
- Business services..... \$17 million
- Charges for the use of intellectual property..... \$11 million
- Financial services..... \$5 million
- Telecommunications, computer & information services\$3 million

### Top Canadian-owned businesses in CA-1

- Lassen Gold Mining
- Circle K
- WSP USA
- Waste Connections
- EpilogueIt
- BMO Harris Bank
- Stantec
- Trans World Ny Sub
- Premier Salons
- Nutrien Ag Solutions

April 2024

Sources: **Trade Partnership:** Goods exports (2023 data, 3/2024 release) and services exports (2022 data, 1/2024 release), calculated figures, based on U.S. Census Bureau and U.S. Bureau of Economic Analysis data at state and national levels. **Dun & Bradstreet:** Canadian-owned businesses (12/2023 release). Figures may not add up due to rounding. Produced by the Embassy of Canada in Washington, D.C.

# California's 2<sup>nd</sup> district & Canada

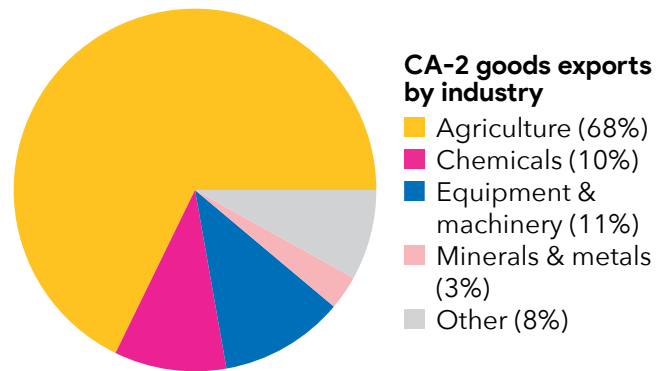
## An integrated economic & security partnership

680 people are employed at the 32 Canadian-owned businesses operating in CA-2

CA-2  
**exports \$499 million**  
 in goods to Canada annually

### Top CA-2 goods exports to Canada

■ Vegetables & Melons.....	\$111 million
■ Fruits & Tree Nuts.....	\$94 million
■ Beverages.....	\$69 million
■ Basic Chemicals.....	\$18 million
■ Pharmaceuticals & Medicines.....	\$18 million



CA-2  
**exports \$147 million**  
 in services to Canada annually

### Top CA-2 services exports to Canada

Business services.....	\$49 million
Charges for the use of intellectual property.....	\$38 million
Travel (including for education).....	\$38 million
Financial services.....	\$17 million
Telecommunications, computer & information services	\$2 million

### Top Canadian-owned businesses in CA-2

- Bausch Health
- Guardsmark
- Pacific Union Real Estate
- BMO Harris Bank
- Stantec
- Trans World Ny Sub
- Golder Associates
- Circle K
- Brookfield Properties
- Wood Environmental Infrastructure Solutions

**April 2024**

Sources: **Trade Partnership:** Goods exports (2023 data, 3/2024 release) and services exports (2022 data, 1/2024 release), calculated figures, based on U.S. Census Bureau and U.S. Bureau of Economic Analysis data at state and national levels. **Dun & Bradstreet:** Canadian-owned businesses (12/2023 release). Figures may not add up due to rounding. Produced by the Embassy of Canada in Washington, D.C.

# California's 3<sup>rd</sup> district & Canada

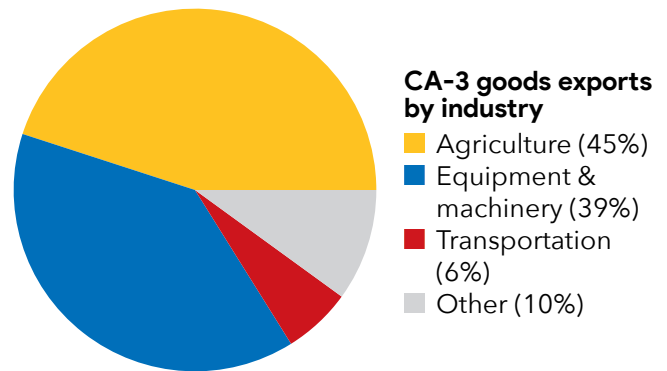
## An integrated economic & security partnership

1,250 people are employed at the 35 Canadian-owned businesses operating in CA-3

**CA-3**  
**exports \$217 million**  
 in goods to Canada annually

### Top CA-3 goods exports to Canada

■ Vegetables & Melons.....	\$62 million
■ Audio & Video Equipment.....	\$24 million
■ Computer Equipment.....	\$17 million
■ Fruits & Tree Nuts.....	\$12 million
■ Communications Equipment.....	\$12 million



**CA-3**  
**exports \$128 million**  
 in services to Canada annually

### Top CA-3 services exports to Canada

Business services.....	\$49 million
Travel (including for education).....	\$33 million
Charges for the use of intellectual property.....	\$22 million
Financial services.....	\$13 million
Telecommunications, computer & information services	\$7 million

### Top Canadian-owned businesses in CA-3

- Algonquin Gas Transmission
- Bear Valley Mountain Resort
- Stantec
- BMO Harris Bank
- Circle K
- Zenith Insurance Company
- Mammoth Disposal
- WSP USA
- Buron Healthcare
- Taiga Building Products

**April 2024**

Sources: **Trade Partnership:** Goods exports (2023 data, 3/2024 release) and services exports (2022 data, 1/2024 release), calculated figures, based on U.S. Census Bureau and U.S. Bureau of Economic Analysis data at state and national levels. **Dun & Bradstreet:** Canadian-owned businesses (12/2023 release). Figures may not add up due to rounding. Produced by the Embassy of Canada in Washington, D.C.

# California's 4<sup>th</sup> district & Canada

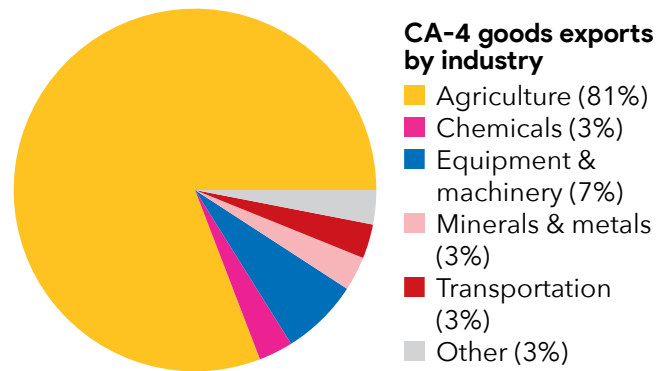
## An integrated economic & security partnership

730 people are employed at the 28 Canadian-owned businesses operating in CA-4

**CA-4**  
**exports \$634 million**  
 in goods to Canada annually

### Top CA-4 goods exports to Canada

■ Beverages.....	\$149 million
■ Fruits & Tree Nuts.....	\$142 million
■ Vegetables & Melons.....	\$124 million
■ Preserves & Specialty Foods.....	\$50 million
■ Grain & Oilseed Milling Products.....	\$23 million



**CA-4**  
**exports \$94 million**  
 in services to Canada annually

### Top CA-4 services exports to Canada

Travel (including for education).....	\$51 million
Business services.....	\$25 million
Charges for the use of intellectual property.....	\$10 million
Financial services.....	\$6 million
Telecommunications, computer & information services	\$1 million

### Top Canadian-owned businesses in CA-4

- Guardsmark
- BMO Harris Bank
- Barrick Gold
- TForce
- Pacific Union Real Estate
- Pacific Cycle
- Trans World Ny Sub
- TIG Insurance
- Crum & Forster
- Circle K

**April 2024**

Sources: **Trade Partnership:** Goods exports (2023 data, 3/2024 release) and services exports (2022 data, 1/2024 release), calculated figures, based on U.S. Census Bureau and U.S. Bureau of Economic Analysis data at state and national levels. **Dun & Bradstreet:** Canadian-owned businesses (12/2023 release). Figures may not add up due to rounding. Produced by the Embassy of Canada in Washington, D.C.



# California's 5<sup>th</sup> district & Canada

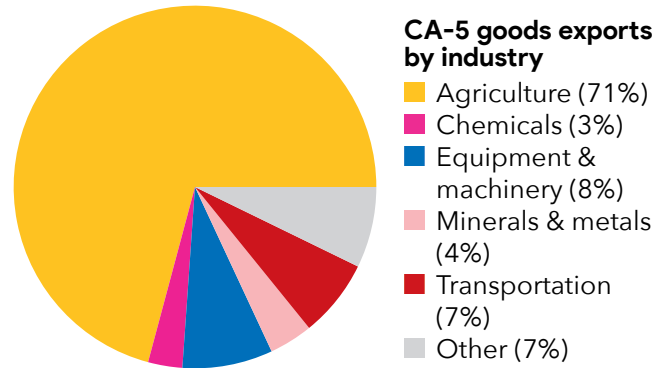
## An integrated economic & security partnership

720 people are employed at the 26 Canadian-owned businesses operating in CA-5

CA-5  
**exports \$462 million**  
 in goods to Canada annually

### Top CA-5 goods exports to Canada

■ Fruits & Tree Nuts.....	\$119 million
■ Vegetables & Melons.....	\$87 million
■ Beverages.....	\$41 million
■ Preserves & Specialty Foods.....	\$30 million
■ Motor Vehicles.....	\$14 million



CA-5  
**exports \$75 million**  
 in services to Canada annually

### Top CA-5 services exports to Canada

Travel (including for education).....	\$36 million
Business services.....	\$23 million
Charges for the use of intellectual property.....	\$7 million
Financial services.....	\$5 million
Telecommunications, computer & information services	\$2 million

### Top Canadian-owned businesses in CA-5

- Meridian Gold
- Stantec
- Guardsmark
- BMO Harris Bank
- Zenith Insurance Company
- Nutrien Ag Solutions
- Waste Connections
- Amador County Landfill
- Sunfresh
- Cold Stone Creamery

**April 2024**

Sources: **Trade Partnership:** Goods exports (2023 data, 3/2024 release) and services exports (2022 data, 1/2024 release), calculated figures, based on U.S. Census Bureau and U.S. Bureau of Economic Analysis data at state and national levels. **Dun & Bradstreet:** Canadian-owned businesses (12/2023 release). Figures may not add up due to rounding. Produced by the Embassy of Canada in Washington, D.C.

# California's 6<sup>th</sup> district & Canada

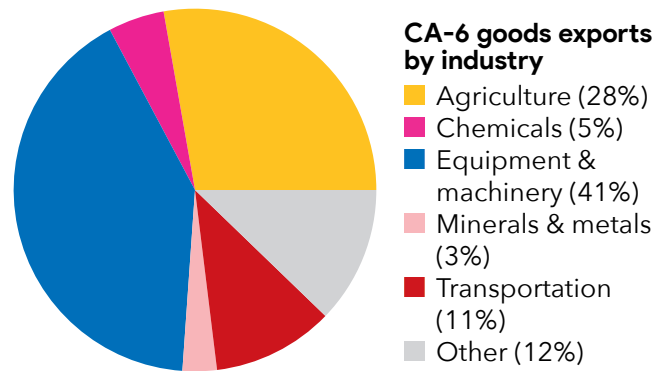
## An integrated economic & security partnership

510 people are employed at the 24 Canadian-owned businesses operating in CA-6

**CA-6**  
**exports \$165 million**  
 in goods to Canada annually

### Top CA-6 goods exports to Canada

■ Computer Equipment.....	\$43 million
■ Vegetables & Melons.....	\$27 million
■ Motor Vehicles.....	\$18 million
■ Audio & Video Equipment.....	\$15 million
■ Medical Equipment & Supplies.....	\$9 million



**CA-6**  
**exports \$145 million**  
 in services to Canada annually

### Top CA-6 services exports to Canada

Business services.....	\$71 million
Travel (including for education).....	\$27 million
Charges for the use of intellectual property.....	\$22 million
Financial services.....	\$10 million
Telecommunications, computer & information services	\$9 million

### Top Canadian-owned businesses in CA-6

- Guardsmark
- Circle K
- Synergex
- BMO Harris Bank
- Stantec
- Mitel
- Independent Order of Foresters
- Hardwoods Specialty Products
- Project Sutter Holdings
- Lion Electric Co Usa

**April 2024**

Sources: **Trade Partnership:** Goods exports (2023 data, 3/2024 release) and services exports (2022 data, 1/2024 release), calculated figures, based on U.S. Census Bureau and U.S. Bureau of Economic Analysis data at state and national levels. **Dun & Bradstreet:** Canadian-owned businesses (12/2023 release). Figures may not add up due to rounding. Produced by the Embassy of Canada in Washington, D.C.

# California's 7<sup>th</sup> district & Canada

## An integrated economic & security partnership

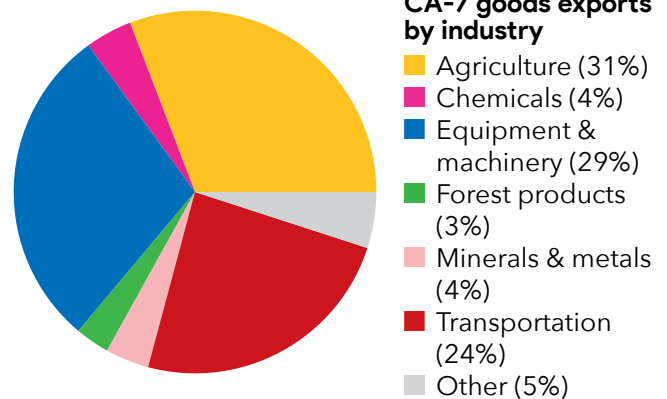
1,030 people are employed at the 32 Canadian-owned businesses operating in CA-7

### CA-7

**exports \$232 million**  
 in goods to Canada annually

#### Top CA-7 goods exports to Canada

■ Motor Vehicles.....	\$46 million
■ Computer Equipment.....	\$20 million
■ Vegetables & Melons.....	\$18 million
■ Beverages.....	\$16 million
■ Electrical Equipment & Components.....	\$11 million



### CA-7

**exports \$115 million**  
 in services to Canada annually

#### Top CA-7 services exports to Canada

Business services.....	\$56 million
Travel (including for education).....	\$25 million
Charges for the use of intellectual property.....	\$17 million
Telecommunications, computer & information services	\$8 million
Financial services.....	\$7 million

#### Top Canadian-owned businesses in CA-7

- California Cascade Industries
- Stantec
- Colliers International
- TForce
- CGI
- MWH Americas
- BMO Harris Bank
- Circle K
- Nutrien Ag Solutions
- C M & R

#### April 2024

Sources: **Trade Partnership:** Goods exports (2023 data, 3/2024 release) and services exports (2022 data, 1/2024 release), calculated figures, based on U.S. Census Bureau and U.S. Bureau of Economic Analysis data at state and national levels. **Dun & Bradstreet:** Canadian-owned businesses (12/2023 release). Figures may not add up due to rounding. Produced by the Embassy of Canada in Washington, D.C.

# California's 8<sup>th</sup> district & Canada

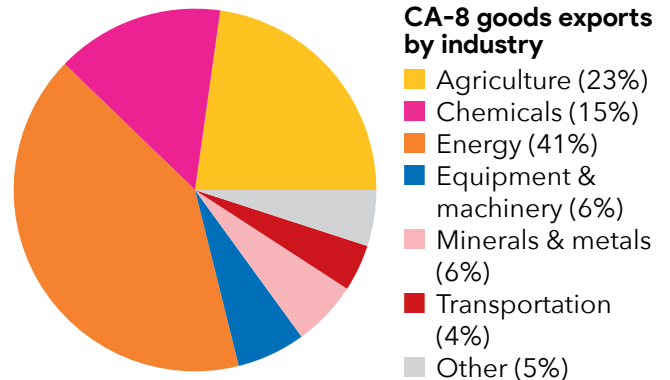
## An integrated economic & security partnership

660 people are employed at the 27 Canadian-owned businesses operating in CA-8

CA-8  
**exports \$208 million**  
 in goods to Canada annually

### Top CA-8 goods exports to Canada

■ Petroleum & coal products.....	\$85 million
■ Basic Chemicals.....	\$18 million
■ Vegetables & Melons.....	\$10 million
■ Fruits & Tree Nuts.....	\$9 million
■ Preserves & Specialty Foods.....	\$9 million



CA-8  
**exports \$64 million**  
 in services to Canada annually

### Top CA-8 services exports to Canada

Business services.....	\$21 million
Travel (including for education).....	\$17 million
Charges for the use of intellectual property.....	\$10 million
Financial services.....	\$9 million
Transport.....	\$2 million

### Top Canadian-owned businesses in CA-8

- TForce
- AMPORTS
- QRS Corporation
- BMO Harris Bank
- Freschi Air Systems
- Chemtrade
- Pacific Power & Systems
- WSP USA
- Benicia Industries
- Potrero Hills Landfill

April 2024

Sources: **Trade Partnership:** Goods exports (2023 data, 3/2024 release) and services exports (2022 data, 1/2024 release), calculated figures, based on U.S. Census Bureau and U.S. Bureau of Economic Analysis data at state and national levels. **Dun & Bradstreet:** Canadian-owned businesses (12/2023 release). Figures may not add up due to rounding. Produced by the Embassy of Canada in Washington, D.C.

# California's 9<sup>th</sup> district & Canada

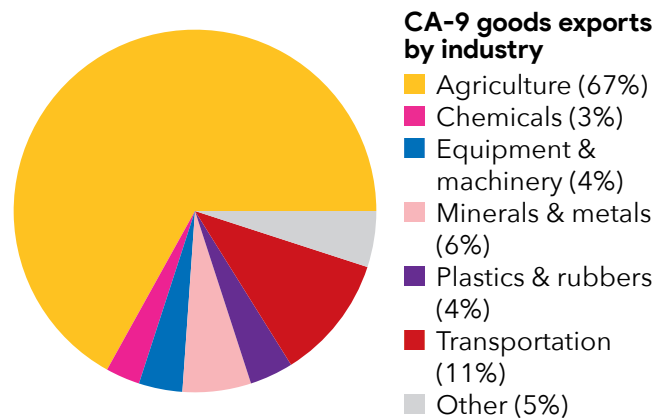
## An integrated economic & security partnership

860 people are employed at the 20 Canadian-owned businesses operating in CA-9

CA-9  
**exports \$385 million**  
 in goods to Canada annually

### Top CA-9 goods exports to Canada

■ Fruits & Tree Nuts.....	\$100 million
■ Vegetables & Melons.....	\$37 million
■ Motor Vehicles.....	\$32 million
■ Preserves & Specialty Foods.....	\$27 million
■ Grain & Oilseed Milling Products.....	\$26 million



CA-9  
**exports \$44 million**  
 in services to Canada annually

### Top CA-9 services exports to Canada

Business services.....	\$16 million
Travel (including for education).....	\$14 million
Telecommunications, computer & information services	\$5 million
Charges for the use of intellectual property.....	\$4 million
Financial services.....	\$3 million

### Top Canadian-owned businesses in CA-9

- SMG Holdings
- BMO Harris Bank
- US Security Associates
- TForce
- Circle K
- WSP USA
- Premier Salons
- Canary Renewables
- Nutrien Ag Solutions
- Lodi Gas Storage

**April 2024**

Sources: **Trade Partnership:** Goods exports (2023 data, 3/2024 release) and services exports (2022 data, 1/2024 release), calculated figures, based on U.S. Census Bureau and U.S. Bureau of Economic Analysis data at state and national levels. **Dun & Bradstreet:** Canadian-owned businesses (12/2023 release). Figures may not add up due to rounding. Produced by the Embassy of Canada in Washington, D.C.

# California's 10<sup>th</sup> district & Canada

## An integrated economic & security partnership

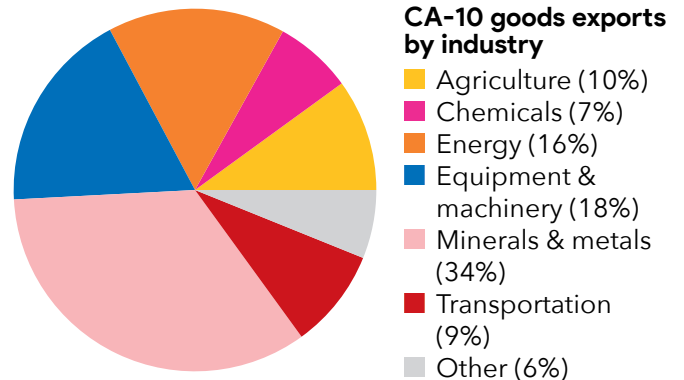
1,100 people are employed at the 44 Canadian-owned businesses operating in CA-10

### CA-10

**exports \$65 million**  
 in goods to Canada annually

#### Top CA-10 goods exports to Canada

Nonferrous metal products.....	\$17 million
Petroleum & coal products.....	\$11 million
Motor Vehicles.....	\$6 million
Basic Chemicals.....	\$4 million
Sugar & Confectionery Products.....	\$3 million



### CA-10

**exports \$115 million**  
 in services to Canada annually

#### Top CA-10 services exports to Canada

Business services.....	\$46 million
Financial services.....	\$27 million
Charges for the use of intellectual property.....	\$23 million
Travel (including for education).....	\$12 million
Telecommunications, computer & information services	\$4 million

#### Top Canadian-owned businesses in CA-10

- Stantec
- Good Technology Corporation
- BMO Harris Bank
- Cylance
- Pacific Union Real Estate
- Blackberry Corporation
- Athoc
- Inovis
- Raybern Quality Foods
- Allied Universal

#### April 2024

Sources: **Trade Partnership:** Goods exports (2023 data, 3/2024 release) and services exports (2022 data, 1/2024 release), calculated figures, based on U.S. Census Bureau and U.S. Bureau of Economic Analysis data at state and national levels. **Dun & Bradstreet:** Canadian-owned businesses (12/2023 release). Figures may not add up due to rounding. Produced by the Embassy of Canada in Washington, D.C.

# California's 11<sup>th</sup> district & Canada

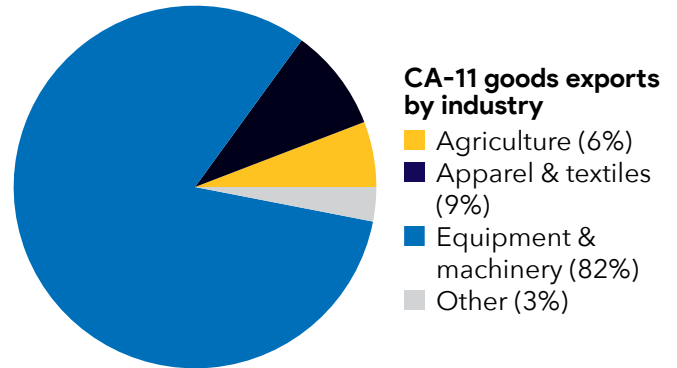
## An integrated economic & security partnership

3,690 people are employed at the 108 Canadian-owned businesses operating in CA-11

CA-11  
**exports \$101 million**  
 in goods to Canada annually

### Top CA-11 goods exports to Canada

■ Communications Equipment.....	\$46 million
■ Household Appliances.....	\$23 million
■ Computer Equipment.....	\$12 million
■ Footwear.....	\$6 million
■ Household & Institutional Furniture.....	\$2 million



CA-11  
**exports \$1.5 billion**  
 in services to Canada annually

### Top CA-11 services exports to Canada

Business services.....	\$430 million
Charges for the use of intellectual property....	\$414 million
Telecommunications, computer & information services	\$341 million
Financial services.....	\$164 million
Travel (including for education).....	\$150 million

### Top Canadian-owned businesses in CA-11

- Coveo
- SMG Holdings
- WSP USA
- BMO Harris Bank
- Guardsmark
- Thomson Reuters
- Recomind
- Cowen
- Pacific Union Real Estate
- AtkinsRéalis

**April 2024**

Sources: **Trade Partnership:** Goods exports (2023 data, 3/2024 release) and services exports (2022 data, 1/2024 release), calculated figures, based on U.S. Census Bureau and U.S. Bureau of Economic Analysis data at state and national levels. **Dun & Bradstreet:** Canadian-owned businesses (12/2023 release). Figures may not add up due to rounding. Produced by the Embassy of Canada in Washington, D.C.

# California's 12<sup>th</sup> district & Canada

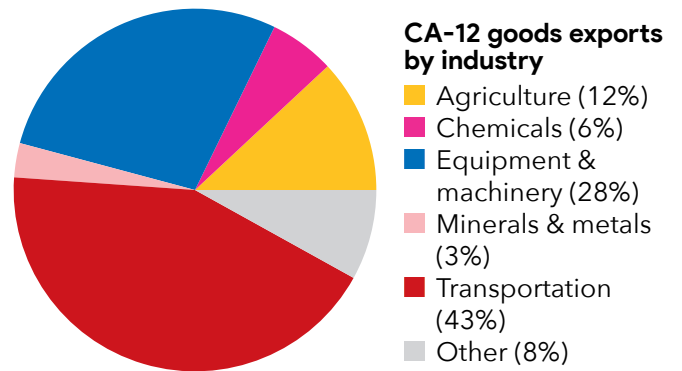
## An integrated economic & security partnership

1,240 people are employed at the 48 Canadian-owned businesses operating in CA-12

CA-12  
**exports \$503 million**  
 in goods to Canada annually

### Top CA-12 goods exports to Canada

■ Motor Vehicles.....	\$205 million
■ Medical Equipment & Supplies.....	\$29 million
■ Navigational & measuring instruments.....	\$22 million
■ Computer Equipment.....	\$20 million
■ Electrical Equipment & Components.....	\$19 million



CA-12  
**exports \$284 million**  
 in services to Canada annually

### Top CA-12 services exports to Canada

Business services.....	\$92 million
Charges for the use of intellectual property.....	\$85 million
Telecommunications, computer & information services	\$61 million
Travel (including for education).....	\$40 million
Financial services.....	\$3 million

### Top Canadian-owned businesses in CA-12

- Guardsmark
- Inovis
- Wood Environmental Infrastructure Solutions
- Thomson Reuters
- WSP USA
- BMO Harris Bank
- Global 360
- CGI
- Inter-Tel Technologies
- QuadraMed

**April 2024**

Sources: **Trade Partnership:** Goods exports (2023 data, 3/2024 release) and services exports (2022 data, 1/2024 release), calculated figures, based on U.S. Census Bureau and U.S. Bureau of Economic Analysis data at state and national levels. **Dun & Bradstreet:** Canadian-owned businesses (12/2023 release). Figures may not add up due to rounding. Produced by the Embassy of Canada in Washington, D.C.



# California's 13<sup>th</sup> district & Canada

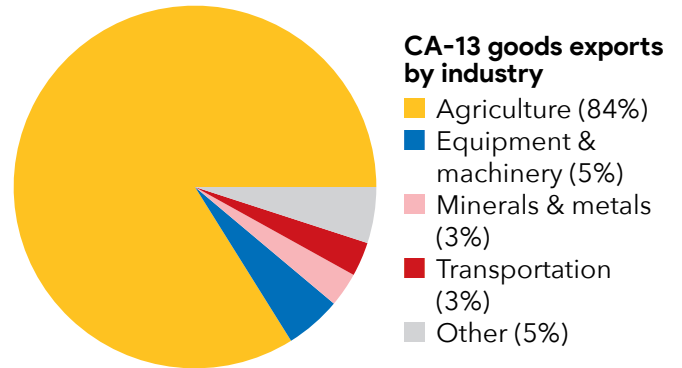
## An integrated economic & security partnership

810 people are employed at the 17 Canadian-owned businesses operating in CA-13

CA-13  
**exports \$656 million**  
 in goods to Canada annually

### Top CA-13 goods exports to Canada

■ Fruits & Tree Nuts.....	\$195 million
■ Vegetables & Melons.....	\$128 million
■ Preserves & Specialty Foods.....	\$95 million
■ Beverages.....	\$24 million
■ Dairy Products.....	\$24 million



CA-13  
**exports \$30 million**  
 in services to Canada annually

### Top CA-13 services exports to Canada

Travel (including for education).....	\$17 million
Business services.....	\$5 million
Financial services.....	\$3 million
Charges for the use of intellectual property.....	\$2 million
Transport.....	\$1 million

### Top Canadian-owned businesses in CA-13

- Saputo Cheese
- Nutrien Ag Solutions
- Madera Disposal Systems
- Circle K
- TForce
- Actagro
- BMO Harris Bank
- Belkorp Ag
- San Joaquin Equipment
- Precision Agri-Lab

**April 2024**

Sources: **Trade Partnership:** Goods exports (2023 data, 3/2024 release) and services exports (2022 data, 1/2024 release), calculated figures, based on U.S. Census Bureau and U.S. Bureau of Economic Analysis data at state and national levels. **Dun & Bradstreet:** Canadian-owned businesses (12/2023 release). Figures may not add up due to rounding. Produced by the Embassy of Canada in Washington, D.C.

# California's 14<sup>th</sup> district & Canada

## An integrated economic & security partnership

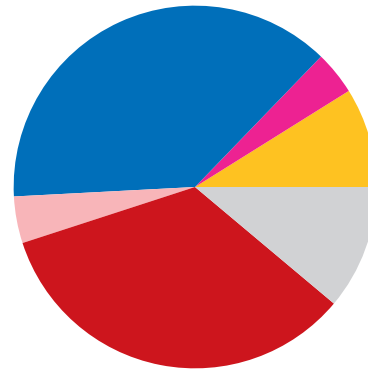
1,030 people are employed at the 38 Canadian-owned businesses operating in CA-14

### CA-14

**exports \$420 million**  
 in goods to Canada annually

#### Top CA-14 goods exports to Canada

- Motor Vehicles.....\$137 million
- Computer Equipment.....\$39 million
- Medical Equipment & Supplies.....\$31 million
- Navigational & measuring instruments.....\$22 million
- Communications Equipment.....\$12 million



#### CA-14 goods exports by industry

- Agriculture (9%)
- Chemicals (4%)
- Equipment & machinery (38%)
- Minerals & metals (4%)
- Transportation (34%)
- Other (11%)

### CA-14

**exports \$172 million**  
 in services to Canada annually

#### Top CA-14 services exports to Canada

- Charges for the use of intellectual property.....\$67 million
- Business services.....\$46 million
- Telecommunications, computer & information services\$36 million
- Travel (including for education).....\$14 million
- Transport.....\$5 million

#### Top Canadian-owned businesses in CA-14

- Guardsmark
- Solta Medical Distribution
- Zenith Insurance Company
- BMO Harris Bank
- purebeauty
- Vignette Corporation
- Samuel, Son & Co
- Mi9
- Movers International
- Birthright

#### April 2024

Sources: **Trade Partnership:** Goods exports (2023 data, 3/2024 release) and services exports (2022 data, 1/2024 release), calculated figures, based on U.S. Census Bureau and U.S. Bureau of Economic Analysis data at state and national levels. **Dun & Bradstreet:** Canadian-owned businesses (12/2023 release). Figures may not add up due to rounding. Produced by the Embassy of Canada in Washington, D.C.

# California's 15<sup>th</sup> district & Canada

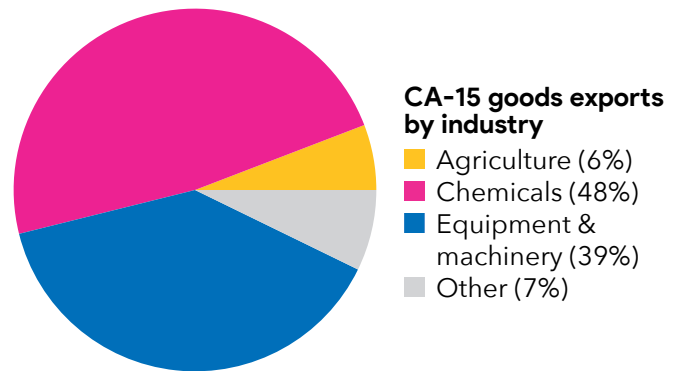
## An integrated economic & security partnership

800 people are employed at the 36 Canadian-owned businesses operating in CA-15

CA-15  
**exports \$188 million**  
 in goods to Canada annually

### Top CA-15 goods exports to Canada

■ Pharmaceuticals & Medicines.....	\$86 million
■ Computer Equipment.....	\$39 million
■ Navigational & measuring instruments.....	\$10 million
■ Sugar & Confectionery Products.....	\$7 million
■ Electrical equipment.....	\$6 million



CA-15  
**exports \$525 million**  
 in services to Canada annually

### Top CA-15 services exports to Canada

Charges for the use of intellectual property....	\$187 million
Telecommunications, computer & information services	\$186 million
Financial services.....	\$55 million
Business services.....	\$45 million
Travel (including for education).....	\$26 million

### Top Canadian-owned businesses in CA-15

- US Security Associates
- Guardsmark
- BMO Harris Bank
- WSP USA
- Trans World Ny Sub
- Cellmaniacom
- Colliers International
- Vignette Corporation
- AtkinsRéalis
- Drivewyze

**April 2024**

Sources: **Trade Partnership:** Goods exports (2023 data, 3/2024 release) and services exports (2022 data, 1/2024 release), calculated figures, based on U.S. Census Bureau and U.S. Bureau of Economic Analysis data at state and national levels. **Dun & Bradstreet:** Canadian-owned businesses (12/2023 release). Figures may not add up due to rounding. Produced by the Embassy of Canada in Washington, D.C.

# California's 16<sup>th</sup> district & Canada

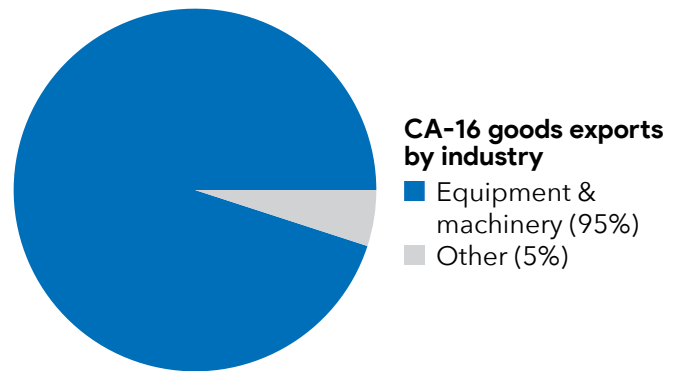
## An integrated economic & security partnership

1,340 people are employed at the 43 Canadian-owned businesses operating in CA-16

CA-16  
**exports \$1.0 billion**  
 in goods to Canada annually

### Top CA-16 goods exports to Canada

■ Computer Equipment.....	\$522 million
■ Communications Equipment.....	\$173 million
■ Navigational & measuring instruments.....	\$70 million
■ Semiconductors & Components.....	\$54 million
■ Audio & Video Equipment.....	\$44 million



CA-16  
**exports \$741 million**  
 in services to Canada annually

### Top CA-16 services exports to Canada

Charges for the use of intellectual property....	\$415 million
Telecommunications, computer & information services	\$203 million
Business services.....	\$65 million
Financial services.....	\$33 million
Travel (including for education).....	\$23 million

### Top Canadian-owned businesses in CA-16

- Guardsmark
- US Security Associates
- BMO Harris Bank
- OpenText
- Hardwoods Specialty Products
- Pacific Coast Tariff Bureau
- Dasher Technologies
- Premier Salons
- Watchdox
- Collins Stewart

**April 2024**

Sources: **Trade Partnership:** Goods exports (2023 data, 3/2024 release) and services exports (2022 data, 1/2024 release), calculated figures, based on U.S. Census Bureau and U.S. Bureau of Economic Analysis data at state and national levels. **Dun & Bradstreet:** Canadian-owned businesses (12/2023 release). Figures may not add up due to rounding. Produced by the Embassy of Canada in Washington, D.C.

# California's 17<sup>th</sup> district & Canada

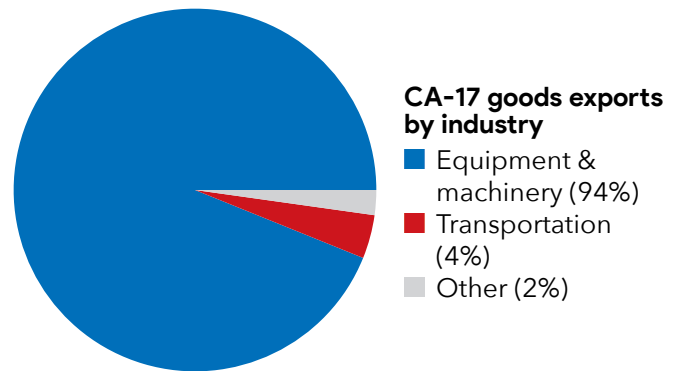
## An integrated economic & security partnership

1,890 people are employed at the 59 Canadian-owned businesses operating in CA-17

CA-17  
**exports \$2.1 billion**  
 in goods to Canada annually

### Top CA-17 goods exports to Canada

■ Computer Equipment.....	\$1.2 billion
■ Communications Equipment.....	\$307 million
■ Semiconductors & Components.....	\$164 million
■ Navigational & measuring instruments.....	\$109 million
■ Audio & Video Equipment.....	\$107 million



CA-17  
**exports \$514 million**  
 in services to Canada annually

### Top CA-17 services exports to Canada

Charges for the use of intellectual property....	\$337 million
Telecommunications, computer & information services	\$104 million
Business services.....	\$52 million
Travel (including for education).....	\$15 million
Financial services.....	\$6 million

### Top Canadian-owned businesses in CA-17

- Creation Technologies
- Waste Connections
- Celestica
- Transcontinental
- Enablece
- Silver Shield Security
- BMO Harris Bank
- Polyvore
- Trans World Ny Sub
- Mitel

**April 2024**

Sources: **Trade Partnership:** Goods exports (2023 data, 3/2024 release) and services exports (2022 data, 1/2024 release), calculated figures, based on U.S. Census Bureau and U.S. Bureau of Economic Analysis data at state and national levels. **Dun & Bradstreet:** Canadian-owned businesses (12/2023 release). Figures may not add up due to rounding. Produced by the Embassy of Canada in Washington, D.C.

# California's 18<sup>th</sup> district & Canada

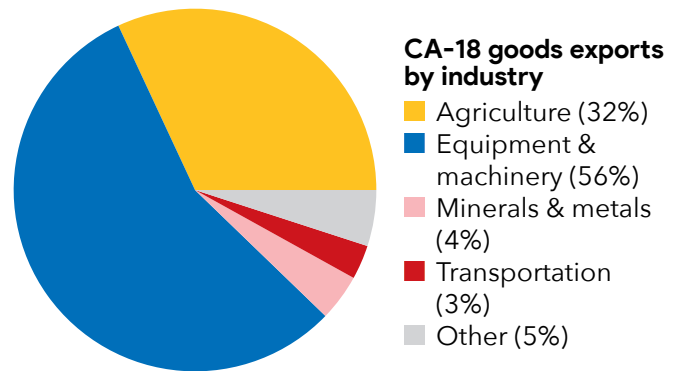
## An integrated economic & security partnership

450 people are employed at the 25 Canadian-owned businesses operating in CA-18

CA-18  
**exports \$381 million**  
 in goods to Canada annually

### Top CA-18 goods exports to Canada

■ Computer Equipment.....	\$116 million
■ Vegetables & Melons.....	\$51 million
■ Fruits & Tree Nuts.....	\$30 million
■ Electrical Equipment & Components.....	\$19 million
■ Audio & Video Equipment.....	\$16 million



CA-18  
**exports \$180 million**  
 in services to Canada annually

### Top CA-18 services exports to Canada

Charges for the use of intellectual property.....	\$72 million
Telecommunications, computer & information services	\$61 million
Travel (including for education).....	\$24 million
Business services.....	\$18 million
Financial services.....	\$5 million

### Top Canadian-owned businesses in CA-18

- Guardsmark
- TForce
- Nutrien Ag Solutions
- BMO Harris Bank
- AR Ecommerce
- Nubeva
- American Apparel
- City National Bank
- RBC
- MedMen

**April 2024**

Sources: **Trade Partnership:** Goods exports (2023 data, 3/2024 release) and services exports (2022 data, 1/2024 release), calculated figures, based on U.S. Census Bureau and U.S. Bureau of Economic Analysis data at state and national levels. **Dun & Bradstreet:** Canadian-owned businesses (12/2023 release). Figures may not add up due to rounding. Produced by the Embassy of Canada in Washington, D.C.

# California's 19<sup>th</sup> district & Canada

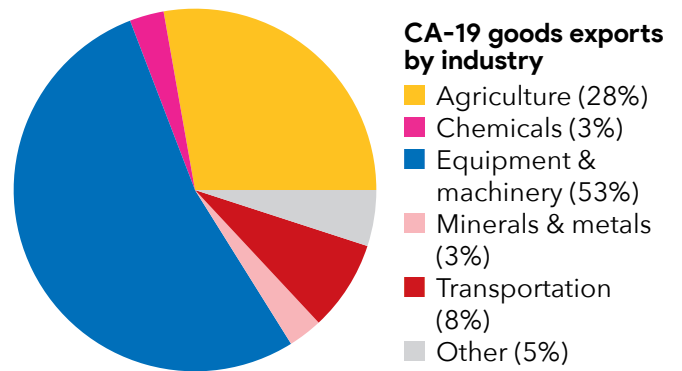
## An integrated economic & security partnership

460 people are employed at the 21 Canadian-owned businesses operating in CA-19

CA-19  
**exports \$440 million**  
 in goods to Canada annually

### Top CA-19 goods exports to Canada

■ Computer Equipment.....	\$120 million
■ Vegetables & Melons.....	\$35 million
■ Audio & Video Equipment.....	\$32 million
■ Fruits & Tree Nuts.....	\$32 million
■ Communications Equipment.....	\$25 million



CA-19  
**exports \$167 million**  
 in services to Canada annually

### Top CA-19 services exports to Canada

Charges for the use of intellectual property.....	\$53 million
Telecommunications, computer & information services	\$41 million
Travel (including for education).....	\$40 million
Business services.....	\$26 million
Financial services.....	\$6 million

### Top Canadian-owned businesses in CA-19

- Celestica
- Checkpoint Systems
- BMO Harris Bank
- QuadraMed
- Sun-Land Garden Products
- Circle K
- Aldo
- Nutrien Ag Solutions
- Fairfield Residential
- Firstservice Residential

April 2024

Sources: **Trade Partnership:** Goods exports (2023 data, 3/2024 release) and services exports (2022 data, 1/2024 release), calculated figures, based on U.S. Census Bureau and U.S. Bureau of Economic Analysis data at state and national levels. **Dun & Bradstreet:** Canadian-owned businesses (12/2023 release). Figures may not add up due to rounding. Produced by the Embassy of Canada in Washington, D.C.

# California's 20<sup>th</sup> district & Canada

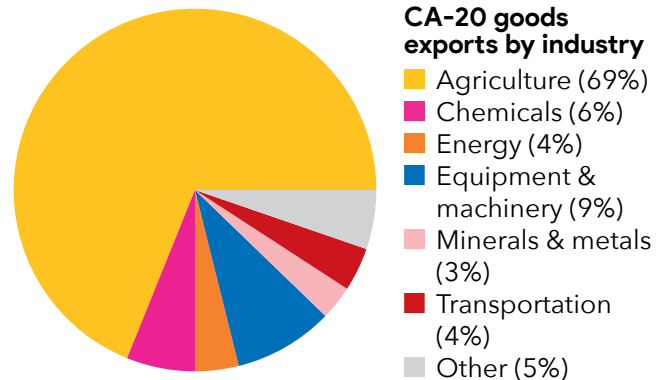
## An integrated economic & security partnership

960 people are employed at the 23 Canadian-owned businesses operating in CA-20

CA-20  
**exports \$320 million**  
 in goods to Canada annually

### Top CA-20 goods exports to Canada

■ Fruits & Tree Nuts.....	\$87 million
■ Vegetables & Melons.....	\$53 million
■ Preserves & Specialty Foods.....	\$33 million
■ Dairy Products.....	\$14 million
■ Basic Chemicals.....	\$12 million



CA-20  
**exports \$56 million**  
 in services to Canada annually

### Top CA-20 services exports to Canada

Business services.....	\$20 million
Travel (including for education).....	\$19 million
Charges for the use of intellectual property.....	\$5 million
Transport.....	\$4 million
Financial services.....	\$3 million

### Top Canadian-owned businesses in CA-20

- Stantec
- Guardsmark
- Ensign US Drilling
- Nutrien Ag Solutions
- Saputo Cheese
- BMO Harris Bank
- Wood Environmental Infrastructure Solutions
- Agrian
- Trans World Ny Sub
- Circle K

**April 2024**

Sources: **Trade Partnership:** Goods exports (2023 data, 3/2024 release) and services exports (2022 data, 1/2024 release), calculated figures, based on U.S. Census Bureau and U.S. Bureau of Economic Analysis data at state and national levels. **Dun & Bradstreet:** Canadian-owned businesses (12/2023 release). Figures may not add up due to rounding. Produced by the Embassy of Canada in Washington, D.C.



# California's 21<sup>st</sup> district & Canada

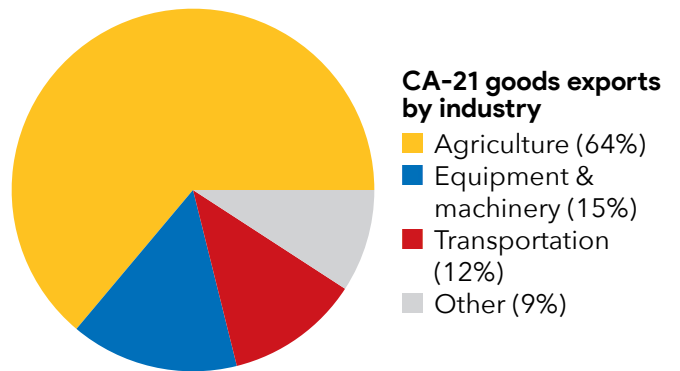
## An integrated economic & security partnership

660 people are employed at the 18 Canadian-owned businesses operating in CA-21

CA-21  
**exports \$492 million**  
 in goods to Canada annually

### Top CA-21 goods exports to Canada

- Fruits & Tree Nuts.....\$140 million
- Preserves & Specialty Foods..... \$58 million
- Motor Vehicle Bodies & Trailers..... \$39 million
- Vegetables & Melons..... \$37 million
- Meat Products..... \$25 million



CA-21  
**exports \$50 million**  
 in services to Canada annually

### Top CA-21 services exports to Canada

- Travel (including for education)..... \$22 million
- Business services..... \$13 million
- Telecommunications, computer & information services\$5 million
- Charges for the use of intellectual property..... \$4 million
- Financial services..... \$3 million

### Top Canadian-owned businesses in CA-21

- SMG Holdings
- TForce
- BMO Harris Bank
- Nutrien Ag Solutions
- Waste Connections
- Circle K
- Algonquin Power Sanger
- Premier Salons
- San Joaquin Valley Railroad
- Hardwoods Specialty Products

**April 2024**

Sources: **Trade Partnership:** Goods exports (2023 data, 3/2024 release) and services exports (2022 data, 1/2024 release), calculated figures, based on U.S. Census Bureau and U.S. Bureau of Economic Analysis data at state and national levels. **Dun & Bradstreet:** Canadian-owned businesses (12/2023 release). Figures may not add up due to rounding. Produced by the Embassy of Canada in Washington, D.C.

# California's 22<sup>nd</sup> district & Canada

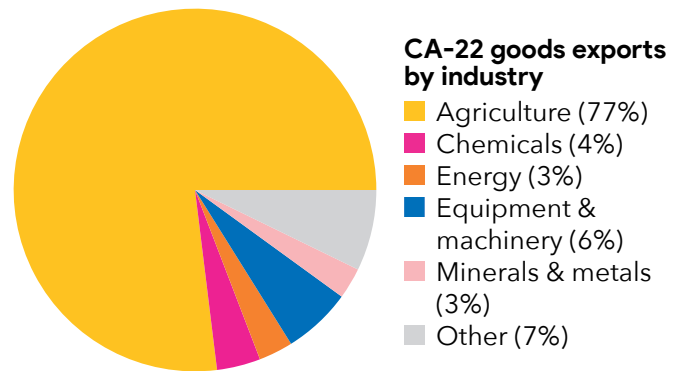
## An integrated economic & security partnership

690 people are employed at the 17 Canadian-owned businesses operating in CA-22

CA-22  
**exports \$242 million**  
 in goods to Canada annually

### Top CA-22 goods exports to Canada

■ Fruits & Tree Nuts.....	\$66 million
■ Vegetables & Melons.....	\$44 million
■ Preserves & Specialty Foods.....	\$15 million
■ Dairy Products.....	\$9 million
■ Petroleum & coal products.....	\$7 million



CA-22  
**exports \$41 million**  
 in services to Canada annually

### Top CA-22 services exports to Canada

Travel (including for education).....	\$16 million
Business services.....	\$8 million
Transport.....	\$7 million
Charges for the use of intellectual property.....	\$4 million
Financial services.....	\$2 million

### Top Canadian-owned businesses in CA-22

- Saputo Cheese
- Nutrien Ag Solutions
- TForce
- Circle K
- BMO Harris Bank
- Trans World Ny Sub
- Premier Salons
- Oaktree Capital Management
- Ritchie Bros Auctioneers
- Edo Japan

**April 2024**

Sources: **Trade Partnership:** Goods exports (2023 data, 3/2024 release) and services exports (2022 data, 1/2024 release), calculated figures, based on U.S. Census Bureau and U.S. Bureau of Economic Analysis data at state and national levels. **Dun & Bradstreet:** Canadian-owned businesses (12/2023 release). Figures may not add up due to rounding. Produced by the Embassy of Canada in Washington, D.C.

# California's 23<sup>rd</sup> district & Canada

## An integrated economic & security partnership

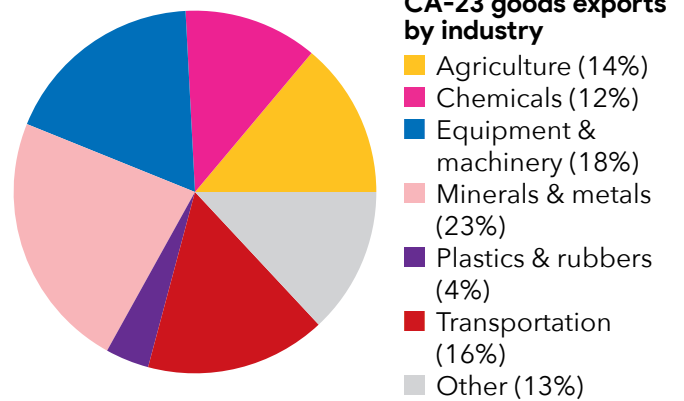
260 people are employed at the 12 Canadian-owned businesses operating in CA-23

### CA-23

**exports \$86 million**  
 in goods to Canada annually

#### Top CA-23 goods exports to Canada

■ Motor Vehicle Bodies & Trailers.....	\$6 million
■ Basic Chemicals.....	\$6 million
■ HVAC & Refrigeration Equipment.....	\$6 million
■ Electrical Equipment & Components.....	\$5 million
■ Iron, steel & ferroalloys.....	\$4 million



### CA-23

**exports \$28 million**  
 in services to Canada annually

#### Top CA-23 services exports to Canada

Business services.....	\$12 million
Travel (including for education).....	\$9 million
Charges for the use of intellectual property.....	\$4 million
Financial services.....	\$1 million
Maintenance & repair services.....	\$753,992

#### Top Canadian-owned businesses in CA-23

- Circle K
- Liberty Utilities
- Trans World Ny Sub
- Trans-West Intermodal
- Aldo
- Fort Cady Minerals Corporation
- Lodging Enterprises
- RBC
- Premier Food Services
- Insurance Auto Auctions

#### April 2024

Sources: **Trade Partnership:** Goods exports (2023 data, 3/2024 release) and services exports (2022 data, 1/2024 release), calculated figures, based on U.S. Census Bureau and U.S. Bureau of Economic Analysis data at state and national levels. **Dun & Bradstreet:** Canadian-owned businesses (12/2023 release). Figures may not add up due to rounding. Produced by the Embassy of Canada in Washington, D.C.

# California's 24<sup>th</sup> district & Canada

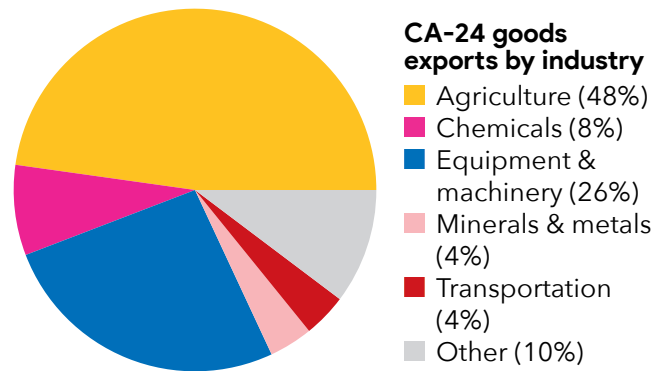
## An integrated economic & security partnership

590 people are employed at the 30 Canadian-owned businesses operating in CA-24

**CA-24**  
**exports \$480 million**  
 in goods to Canada annually

### Top CA-24 goods exports to Canada

- Vegetables & Melons.....\$104 million
- Fruits & Tree Nuts..... \$70 million
- Beverages.....\$36 million
- Navigational & measuring instruments..... \$19 million
- Electrical equipment..... \$19 million



**CA-24**  
**exports \$164 million**  
 in services to Canada annually

### Top CA-24 services exports to Canada

- Travel (including for education)..... \$59 million
- Charges for the use of intellectual property..... \$43 million
- Business services..... \$41 million
- Financial services.....\$13 million
- Telecommunications, computer & information services\$5 million

### Top Canadian-owned businesses in CA-24

- MWH Americas
- Stantec
- Circle K
- Nopomo Garbage
- Softshare
- Mission Country Disposal
- Colliers International
- Cold Canyon Land Fill
- Magna Electronics
- Nutrien Ag Solutions

**April 2024**

Sources: **Trade Partnership:** Goods exports (2023 data, 3/2024 release) and services exports (2022 data, 1/2024 release), calculated figures, based on U.S. Census Bureau and U.S. Bureau of Economic Analysis data at state and national levels. **Dun & Bradstreet:** Canadian-owned businesses (12/2023 release). Figures may not add up due to rounding. Produced by the Embassy of Canada in Washington, D.C.

# California's 25<sup>th</sup> district & Canada

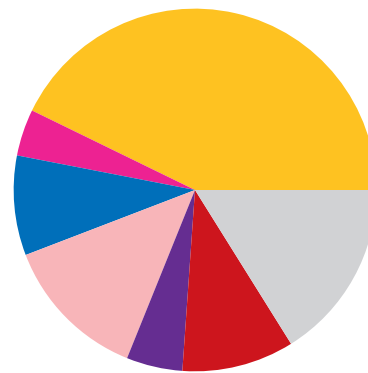
## An integrated economic & security partnership

370 people are employed at the 14 Canadian-owned businesses operating in CA-25

**CA-25**  
**exports \$120 million**  
 in goods to Canada annually

### Top CA-25 goods exports to Canada

■ Vegetables & Melons.....	\$20 million
■ Fruits & Tree Nuts.....	\$9 million
■ Motor Vehicle Bodies & Trailers.....	\$7 million
■ Preserves & Specialty Foods.....	\$5 million
■ Medical Equipment & Supplies.....	\$4 million



### CA-25 goods exports by industry

- Agriculture (43%)
- Chemicals (4%)
- Equipment & machinery (9%)
- Minerals & metals (13%)
- Plastics & rubbers (5%)
- Transportation (10%)
- Other (16%)

**CA-25**  
**exports \$42 million**  
 in services to Canada annually

### Top CA-25 services exports to Canada

Travel (including for education).....	\$21 million
Business services.....	\$15 million
Charges for the use of intellectual property.....	\$3 million
Financial services.....	\$2 million
Maintenance & repair services.....	\$895,315

### Top Canadian-owned businesses in CA-25

- Circle K
- Desert Princess
- Nutrien Ag Solutions
- Creation Technologies
- Western Mesquite Mines
- Blythe Energy
- At Designs Insignia
- Popeyes Louisiana Kitchen
- Trans World Ny Sub
- Aldo

**April 2024**

Sources: **Trade Partnership:** Goods exports (2023 data, 3/2024 release) and services exports (2022 data, 1/2024 release), calculated figures, based on U.S. Census Bureau and U.S. Bureau of Economic Analysis data at state and national levels. **Dun & Bradstreet:** Canadian-owned businesses (12/2023 release). Figures may not add up due to rounding. Produced by the Embassy of Canada in Washington, D.C.

# California's 26<sup>th</sup> district & Canada

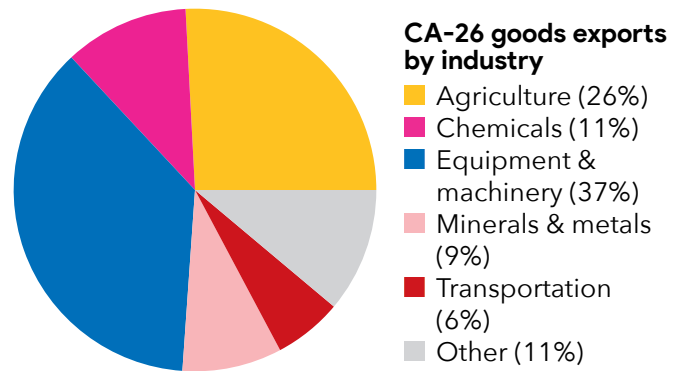
## An integrated economic & security partnership

940 people are employed at the 26 Canadian-owned businesses operating in CA-26

CA-26  
**exports \$392 million**  
 in goods to Canada annually

### Top CA-26 goods exports to Canada

- Fruits & Tree Nuts..... \$67 million
- Communications Equipment..... \$31 million
- Soaps, Cleaning Agents & Toiletries..... \$21 million
- Vegetables & Melons..... \$19 million
- HVAC & Refrigeration Equipment..... \$16 million



CA-26  
**exports \$140 million**  
 in services to Canada annually

### Top CA-26 services exports to Canada

- Business services..... \$46 million
- Charges for the use of intellectual property..... \$42 million
- Travel (including for education)..... \$26 million
- Financial services..... \$21 million
- Telecommunications, computer & information services \$4 million

### Top Canadian-owned businesses in CA-26

- Baja Fresh Westlake Village
- Andrews International
- Guardsmark
- TForce
- Nutrien Ag Solutions
- TIG Insurance
- Circle K
- Bankcard Usa Merchant Svcs
- City National Bank
- Stantec

**April 2024**

Sources: **Trade Partnership:** Goods exports (2023 data, 3/2024 release) and services exports (2022 data, 1/2024 release), calculated figures, based on U.S. Census Bureau and U.S. Bureau of Economic Analysis data at state and national levels. **Dun & Bradstreet:** Canadian-owned businesses (12/2023 release). Figures may not add up due to rounding. Produced by the Embassy of Canada in Washington, D.C.

# California's 27<sup>th</sup> district & Canada

## An integrated economic & security partnership

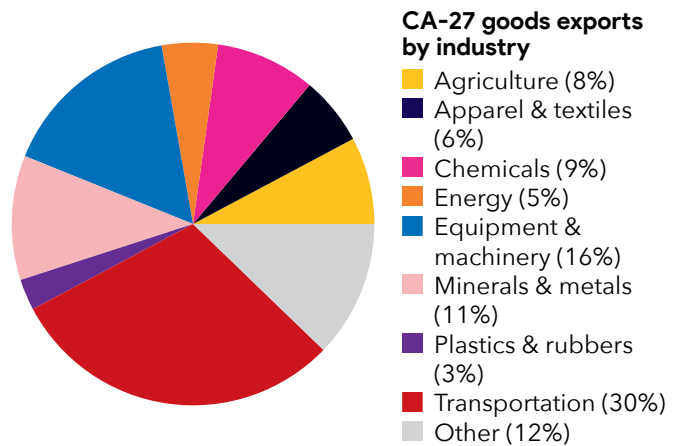
220 people are employed at the 16 Canadian-owned businesses operating in CA-27

### CA-27

**exports \$88 million**  
 in goods to Canada annually

#### Top CA-27 goods exports to Canada

- Aerospace products & parts..... \$21 million
- Petroleum & coal products.....\$4 million
- Motor Vehicle Bodies & Trailers..... \$3 million
- Household Appliances.....\$3 million
- Navigational & measuring instruments.....\$3 million



### CA-27

**exports \$133 million**  
 in services to Canada annually

#### Top CA-27 services exports to Canada

- Charges for the use of intellectual property..... \$48 million
- Business services..... \$44 million
- Travel (including for education)..... \$23 million
- Financial services..... \$8 million
- Telecommunications, computer & information services\$6 million

#### Top Canadian-owned businesses in CA-27

- Simex-Iwerks
- Chiquita Canyon Landfill
- Fresh Enterprises
- Trans World Ny Sub
- BMO Harris Bank
- purebeauty
- Fairfield Residential
- Aldo
- Colliers International
- Firstservice Residential

#### April 2024

Sources: **Trade Partnership:** Goods exports (2023 data, 3/2024 release) and services exports (2022 data, 1/2024 release), calculated figures, based on U.S. Census Bureau and U.S. Bureau of Economic Analysis data at state and national levels. **Dun & Bradstreet:** Canadian-owned businesses (12/2023 release). Figures may not add up due to rounding. Produced by the Embassy of Canada in Washington, D.C.

# California's 28<sup>th</sup> district & Canada

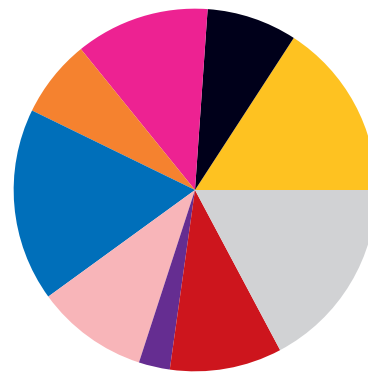
## An integrated economic & security partnership

1,160 people are employed at the 30 Canadian-owned businesses operating in CA-28

CA-28  
**exports \$202 million**  
 in goods to Canada annually

### Top CA-28 goods exports to Canada

- Petroleum & coal products..... \$14 million
- Basic Chemicals..... \$12 million
- Aerospace products & parts..... \$11 million
- Navigational & measuring instruments..... \$9 million
- Soaps, Cleaning Agents & Toiletries..... \$8 million



CA-28 goods exports by industry

- Agriculture (16%)
- Apparel & textiles (8%)
- Chemicals (12%)
- Energy (7%)
- Equipment & machinery (17%)
- Minerals & metals (10%)
- Plastics & rubbers (3%)
- Transportation (10%)
- Other (17%)

CA-28  
**exports \$343 million**  
 in services to Canada annually

### Top CA-28 services exports to Canada

- Business services..... \$131 million
- Charges for the use of intellectual property..... \$94 million
- Travel (including for education)..... \$58 million
- Financial services..... \$39 million
- Telecommunications, computer & information services \$14 million

### Top Canadian-owned businesses in CA-28

- Guidance Software
- MWH Americas
- Stantec
- Los Angeles Turf Club
- BMO Harris Bank
- Cascentral
- Brookfield DTLA
- Samuel, Son & Co
- Shawcor
- American Apparel

**April 2024**

Sources: **Trade Partnership:** Goods exports (2023 data, 3/2024 release) and services exports (2022 data, 1/2024 release), calculated figures, based on U.S. Census Bureau and U.S. Bureau of Economic Analysis data at state and national levels. **Dun & Bradstreet:** Canadian-owned businesses (12/2023 release). Figures may not add up due to rounding. Produced by the Embassy of Canada in Washington, D.C.



# California's 29<sup>th</sup> district & Canada

## An integrated economic & security partnership

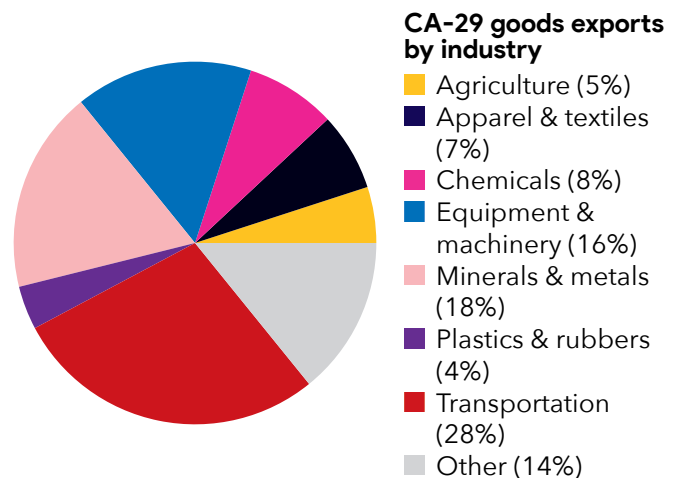
230 people are employed at the 10 Canadian-owned businesses operating in CA-29

### CA-29

**exports \$280 million**  
 in goods to Canada annually

#### Top CA-29 goods exports to Canada

■ Aerospace products & parts.....	\$56 million
■ Nonferrous metal products.....	\$27 million
■ Soaps, Cleaning Agents & Toiletries.....	\$15 million
■ Apparel.....	\$11 million
■ Motor Vehicle Bodies & Trailers.....	\$10 million



### CA-29

**exports \$279 million**  
 in services to Canada annually

#### Top CA-29 services exports to Canada

Charges for the use of intellectual property....	\$140 million
Business services.....	\$66 million
Travel (including for education).....	\$35 million
Transport.....	\$15 million
Financial services.....	\$11 million

#### Top Canadian-owned businesses in CA-29

- Independent Order of Foresters
- City National Bank
- West Publishing Corporation
- Trans World Ny Sub
- Thomson Reuters
- Vereker
- Premier Salons
- Softlink America
- Telsec Business Centres
- Insurance Auto Auctions

#### April 2024

Sources: **Trade Partnership:** Goods exports (2023 data, 3/2024 release) and services exports (2022 data, 1/2024 release), calculated figures, based on U.S. Census Bureau and U.S. Bureau of Economic Analysis data at state and national levels. **Dun & Bradstreet:** Canadian-owned businesses (12/2023 release). Figures may not add up due to rounding. Produced by the Embassy of Canada in Washington, D.C.

# California's 30<sup>th</sup> district & Canada

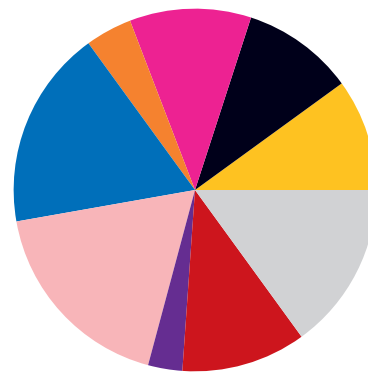
## An integrated economic & security partnership

2,580 people are employed at the 39 Canadian-owned businesses operating in CA-30

CA-30  
**exports \$307 million**  
 in goods to Canada annually

### Top CA-30 goods exports to Canada

Nonferrous metal products.....	\$37 million
Soaps, Cleaning Agents & Toiletries.....	\$21 million
Aerospace products & parts.....	\$21 million
Apparel.....	\$15 million
Petroleum & coal products.....	\$12 million



CA-30 goods exports by industry

- Agriculture (10%)
- Apparel & textiles (10%)
- Chemicals (11%)
- Energy (4%)
- Equipment & machinery (18%)
- Minerals & metals (18%)
- Plastics & rubbers (3%)
- Transportation (11%)
- Other (15%)

CA-30  
**exports \$880 million**  
 in services to Canada annually

### Top CA-30 services exports to Canada

Charges for the use of intellectual property....	\$506 million
Business services.....	\$221 million
Travel (including for education).....	\$93 million
Financial services.....	\$28 million
Telecommunications, computer & information services	\$27 million

### Top Canadian-owned businesses in CA-30

- Andrews International
- PCL Construction
- American Apparel
- Trans World Ny Sub
- SMG Holdings
- Avison Young
- Aldo
- Netwerk Music Group
- City National Bank
- BMO Harris Bank

April 2024

Sources: **Trade Partnership:** Goods exports (2023 data, 3/2024 release) and services exports (2022 data, 1/2024 release), calculated figures, based on U.S. Census Bureau and U.S. Bureau of Economic Analysis data at state and national levels. **Dun & Bradstreet:** Canadian-owned businesses (12/2023 release). Figures may not add up due to rounding. Produced by the Embassy of Canada in Washington, D.C.

# California's 31<sup>st</sup> district & Canada

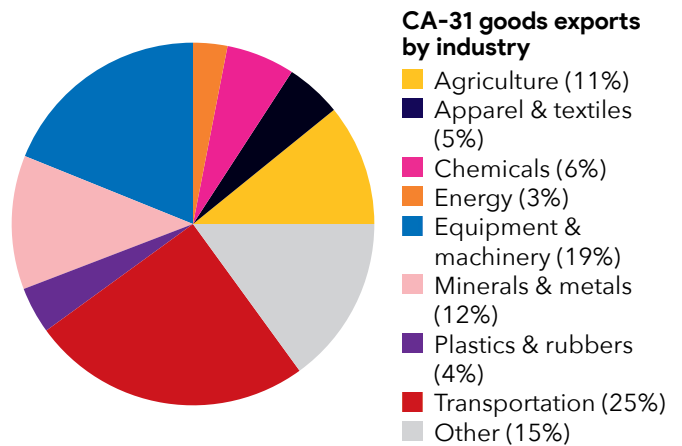
## An integrated economic & security partnership

710 people are employed at the 17 Canadian-owned businesses operating in CA-31

**CA-31**  
**exports \$177 million**  
 in goods to Canada annually

### Top CA-31 goods exports to Canada

■ Aerospace products & parts.....	\$29 million
■ Motor Vehicle Parts.....	\$8 million
■ Nonferrous metal products.....	\$7 million
■ Plastics Products.....	\$6 million
■ Apparel.....	\$5 million



**CA-31**  
**exports \$110 million**  
 in services to Canada annually

### Top CA-31 services exports to Canada

Business services.....	\$43 million
Travel (including for education).....	\$26 million
Charges for the use of intellectual property.....	\$21 million
Financial services.....	\$12 million
Telecommunications, computer & information services	\$5 million

### Top Canadian-owned businesses in CA-31

- Very Special Chocolats
- MWH Americas
- CCL Label
- Mcgrever Dnlee Very Spcial Chc
- Stantec
- Circle K
- Mckeever Danlee Confectionary
- BMO Harris Bank
- Adeco Logistics
- Dayton Superior

**April 2024**

Sources: **Trade Partnership:** Goods exports (2023 data, 3/2024 release) and services exports (2022 data, 1/2024 release), calculated figures, based on U.S. Census Bureau and U.S. Bureau of Economic Analysis data at state and national levels. **Dun & Bradstreet:** Canadian-owned businesses (12/2023 release). Figures may not add up due to rounding. Produced by the Embassy of Canada in Washington, D.C.

# California's 32<sup>nd</sup> district & Canada

## An integrated economic & security partnership

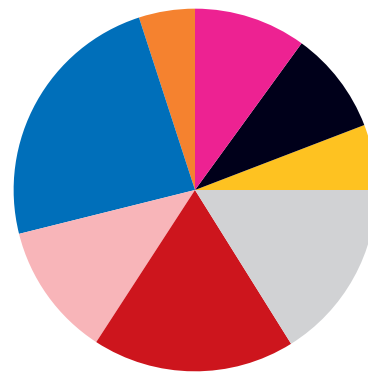
2,710 people are employed at the 51 Canadian-owned businesses operating in CA-32

### CA-32

**exports \$289 million**  
 in goods to Canada annually

#### Top CA-32 goods exports to Canada

■ Aerospace products & parts.....	\$39 million
■ Navigational & measuring instruments.....	\$18 million
■ Soaps, Cleaning Agents & Toiletries.....	\$16 million
■ Apparel.....	\$16 million
■ Petroleum & coal products.....	\$13 million



#### CA-32 goods exports by industry

- Agriculture (6%)
- Apparel & textiles (9%)
- Chemicals (10%)
- Energy (5%)
- Equipment & machinery (24%)
- Minerals & metals (12%)
- Transportation (18%)
- Other (16%)

### CA-32

**exports \$721 million**  
 in services to Canada annually

#### Top CA-32 services exports to Canada

Charges for the use of intellectual property....	\$359 million
Business services.....	\$216 million
Travel (including for education).....	\$71 million
Financial services.....	\$38 million
Telecommunications, computer & information services	\$25 million

#### Top Canadian-owned businesses in CA-32

- Zenith Insurance Company
- Kdc-One
- KDC/ONE
- Film Roman
- Shield Security
- FTG Circuits
- City National Bank
- Computrition
- Vignette Corporation
- American Apparel

#### April 2024

Sources: **Trade Partnership:** Goods exports (2023 data, 3/2024 release) and services exports (2022 data, 1/2024 release), calculated figures, based on U.S. Census Bureau and U.S. Bureau of Economic Analysis data at state and national levels. **Dun & Bradstreet:** Canadian-owned businesses (12/2023 release). Figures may not add up due to rounding. Produced by the Embassy of Canada in Washington, D.C.

# California's 33<sup>rd</sup> district & Canada

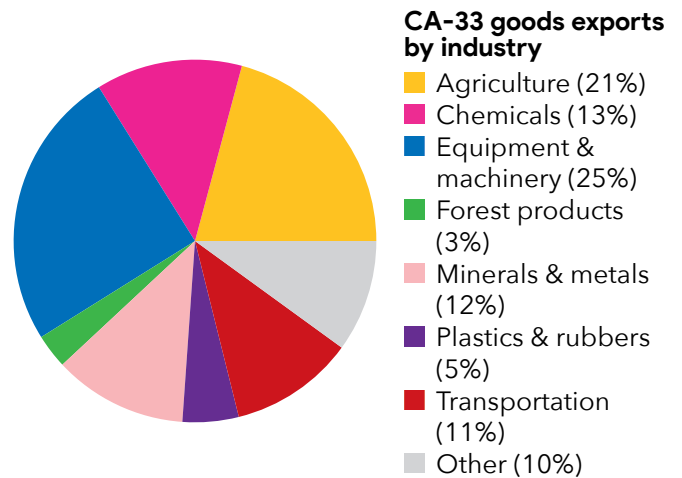
## An integrated economic & security partnership

360 people are employed at the 22 Canadian-owned businesses operating in CA-33

**CA-33**  
**exports \$144 million**  
 in goods to Canada annually

### Top CA-33 goods exports to Canada

■ Grain & Oilseed Milling Products.....	\$15 million
■ Basic Chemicals.....	\$14 million
■ HVAC & Refrigeration Equipment.....	\$10 million
■ Motor Vehicle Bodies & Trailers.....	\$9 million
■ Nonferrous metal products.....	\$7 million



**CA-33**  
**exports \$39 million**  
 in services to Canada annually

### Top CA-33 services exports to Canada

Business services.....	\$16 million
Travel (including for education).....	\$13 million
Charges for the use of intellectual property.....	\$5 million
Financial services.....	\$2 million
Maintenance & repair services.....	\$1 million

### Top Canadian-owned businesses in CA-33

- Circle K
- Winpak
- WSP USA
- Stantec
- American Apparel
- Laser Vision Centers
- Aldo
- Tree Island Wire
- Ramsoft Usa
- Insurance Auto Auctions

**April 2024**

Sources: **Trade Partnership:** Goods exports (2023 data, 3/2024 release) and services exports (2022 data, 1/2024 release), calculated figures, based on U.S. Census Bureau and U.S. Bureau of Economic Analysis data at state and national levels. **Dun & Bradstreet:** Canadian-owned businesses (12/2023 release). Figures may not add up due to rounding. Produced by the Embassy of Canada in Washington, D.C.

# California's 34<sup>th</sup> district & Canada

## An integrated economic & security partnership

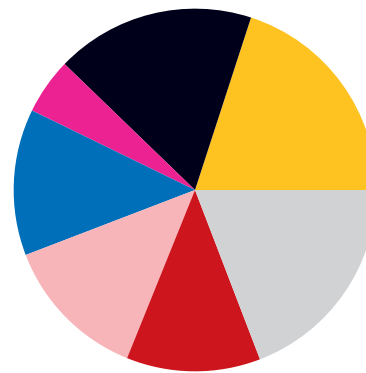
2,110 people are employed at the 49 Canadian-owned businesses operating in CA-34

### CA-34

**exports \$161 million**  
 in goods to Canada annually

#### Top CA-34 goods exports to Canada

■ Apparel.....	\$20 million
■ Household Appliances.....	\$8 million
■ Nonferrous metal products.....	\$8 million
■ Motor Vehicle Parts.....	\$8 million
■ Bakery & Tortilla Products.....	\$7 million



**CA-34 goods exports by industry**  
 ■ Agriculture (20%)  
 ■ Apparel & textiles (18%)  
 ■ Chemicals (5%)  
 ■ Equipment & machinery (13%)  
 ■ Minerals & metals (13%)  
 ■ Transportation (12%)  
 ■ Other (19%)

### CA-34

**exports \$233 million**  
 in services to Canada annually

#### Top CA-34 services exports to Canada

Business services.....	\$74 million
Charges for the use of intellectual property.....	\$64 million
Travel (including for education).....	\$53 million
Financial services.....	\$20 million
Telecommunications, computer & information services	\$11 million

#### Top Canadian-owned businesses in CA-34

- Oaktree Capital Management
- City National Bank
- Unity Courier Service
- Guardsmark
- WSP USA
- Brookfield DTLA
- Thomson Reuters
- BMO Harris Bank
- CGI
- Citizen Relations

#### April 2024

Sources: **Trade Partnership:** Goods exports (2023 data, 3/2024 release) and services exports (2022 data, 1/2024 release), calculated figures, based on U.S. Census Bureau and U.S. Bureau of Economic Analysis data at state and national levels. **Dun & Bradstreet:** Canadian-owned businesses (12/2023 release). Figures may not add up due to rounding. Produced by the Embassy of Canada in Washington, D.C.

# California's 35<sup>th</sup> district & Canada

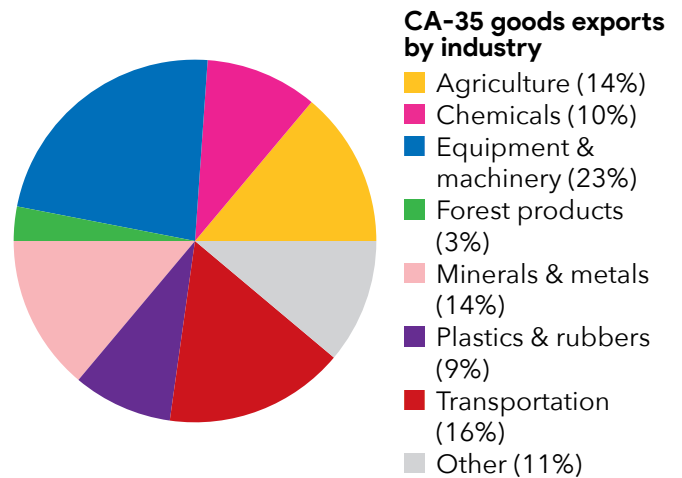
## An integrated economic & security partnership

1,520 people are employed at the 48 Canadian-owned businesses operating in CA-35

CA-35  
**exports \$476 million**  
 in goods to Canada annually

### Top CA-35 goods exports to Canada

■ Motor Vehicle Bodies & Trailers.....	\$41 million
■ Plastics Products.....	\$33 million
■ Basic Chemicals.....	\$26 million
■ Electrical Equipment & Components.....	\$23 million
■ Iron, steel & ferroalloys.....	\$23 million



CA-35  
**exports \$86 million**  
 in services to Canada annually

### Top CA-35 services exports to Canada

Business services.....	\$34 million
Travel (including for education).....	\$25 million
Charges for the use of intellectual property.....	\$16 million
Financial services.....	\$6 million
Transport.....	\$2 million

### Top Canadian-owned businesses in CA-35

- Celestica
- TForce
- Dayton Superior
- MWH Americas
- Lasonde Pappas & Co
- Firstservice Residential
- Crystal Internatl
- WSP USA
- Rokstad Power
- Circle K

April 2024

Sources: **Trade Partnership:** Goods exports (2023 data, 3/2024 release) and services exports (2022 data, 1/2024 release), calculated figures, based on U.S. Census Bureau and U.S. Bureau of Economic Analysis data at state and national levels. **Dun & Bradstreet:** Canadian-owned businesses (12/2023 release). Figures may not add up due to rounding. Produced by the Embassy of Canada in Washington, D.C.

# California's 36<sup>th</sup> district & Canada

## An integrated economic & security partnership

3,160 people are employed at the 86 Canadian-owned businesses operating in CA-36

### CA-36

**exports \$338 million**  
 in goods to Canada annually

#### Top CA-36 goods exports to Canada

- Aerospace products & parts..... \$46 million
- Soaps, Cleaning Agents & Toiletries..... \$26 million
- Petroleum & coal products..... \$24 million
- Navigational & measuring instruments..... \$21 million
- Apparel..... \$16 million



#### CA-36 goods exports by industry

- Agriculture (9%)
- Apparel & textiles (12%)
- Chemicals (14%)
- Energy (7%)
- Equipment & machinery (16%)
- Minerals & metals (9%)
- Transportation (17%)
- Other (16%)

### CA-36

**exports \$1.1 billion**  
 in services to Canada annually

#### Top CA-36 services exports to Canada

- Charges for the use of intellectual property....\$486 million
- Business services.....\$372 million
- Travel (including for education)..... \$112 million
- Financial services.....\$51 million
- Telecommunications, computer & information services\$42 million

#### Top Canadian-owned businesses in CA-36

- Artisan Entertainment
- Lions Gate Entertainment
- City National Bank
- Starz
- MWH Americas
- Thomson Reuters
- IMAX
- RBC
- Immigration Refugees
- Debmar/Mercury

#### April 2024

Sources: **Trade Partnership:** Goods exports (2023 data, 3/2024 release) and services exports (2022 data, 1/2024 release), calculated figures, based on U.S. Census Bureau and U.S. Bureau of Economic Analysis data at state and national levels. **Dun & Bradstreet:** Canadian-owned businesses (12/2023 release). Figures may not add up due to rounding. Produced by the Embassy of Canada in Washington, D.C.



# California's 37<sup>th</sup> district & Canada

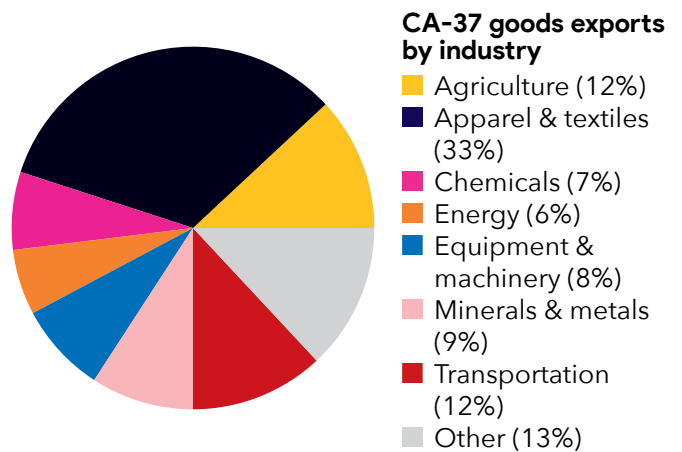
## An integrated economic & security partnership

3,180 people are employed at the 43 Canadian-owned businesses operating in CA-37

**CA-37**  
**exports \$257 million**  
 in goods to Canada annually

### Top CA-37 goods exports to Canada

■ Apparel.....	\$67 million
■ Petroleum & coal products.....	\$16 million
■ Motor Vehicle Parts.....	\$16 million
■ Aerospace products & parts.....	\$12 million
■ Soaps, Cleaning Agents & Toiletries.....	\$11 million



**CA-37**  
**exports \$374 million**  
 in services to Canada annually

### Top CA-37 services exports to Canada

Charges for the use of intellectual property....	\$148 million
Business services.....	\$116 million
Travel (including for education).....	\$72 million
Financial services.....	\$21 million
Telecommunications, computer & information services	\$15 million

### Top Canadian-owned businesses in CA-37

- John Hancock
- MedMen
- West Publishing Corporation
- American Apparel
- Guardsmark
- Colliers International
- Desert Hot Sprng Green Hrzn In
- Manlin I
- Spin Master
- Rubicon Resources

**April 2024**

Sources: **Trade Partnership:** Goods exports (2023 data, 3/2024 release) and services exports (2022 data, 1/2024 release), calculated figures, based on U.S. Census Bureau and U.S. Bureau of Economic Analysis data at state and national levels. **Dun & Bradstreet:** Canadian-owned businesses (12/2023 release). Figures may not add up due to rounding. Produced by the Embassy of Canada in Washington, D.C.

# California's 38<sup>th</sup> district & Canada

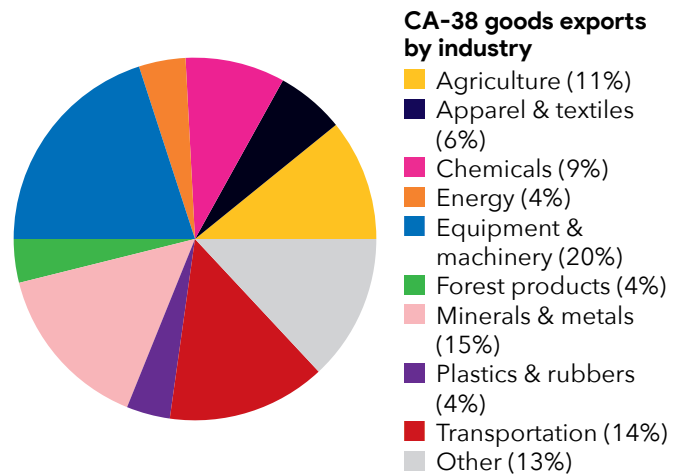
## An integrated economic & security partnership

760 people are employed at the 23 Canadian-owned businesses operating in CA-38

**CA-38**  
**exports \$159 million**  
 in goods to Canada annually

### Top CA-38 goods exports to Canada

Nonferrous metal products.....	\$12 million
Aerospace products & parts.....	\$10 million
Motor Vehicle Bodies & Trailers.....	\$8 million
Soaps, Cleaning Agents & Toiletries.....	\$7 million
Petroleum & coal products.....	\$6 million



**CA-38**  
**exports \$139 million**  
 in services to Canada annually

### Top CA-38 services exports to Canada

Business services.....	\$52 million
Travel (including for education).....	\$32 million
Charges for the use of intellectual property.....	\$29 million
Financial services.....	\$16 million
Telecommunications, computer & information services	\$6 million

### Top Canadian-owned businesses in CA-38

- Tree Island Wire
- TForce
- Liberty Linehaul West
- Cypress Private Security
- BMO Harris Bank
- Circle K
- Oyewan
- Collicutt Energy Services
- CGL Group
- Trans World Ny Sub

**April 2024**

Sources: **Trade Partnership:** Goods exports (2023 data, 3/2024 release) and services exports (2022 data, 1/2024 release), calculated figures, based on U.S. Census Bureau and U.S. Bureau of Economic Analysis data at state and national levels. **Dun & Bradstreet:** Canadian-owned businesses (12/2023 release). Figures may not add up due to rounding. Produced by the Embassy of Canada in Washington, D.C.

# California's 39<sup>th</sup> district & Canada

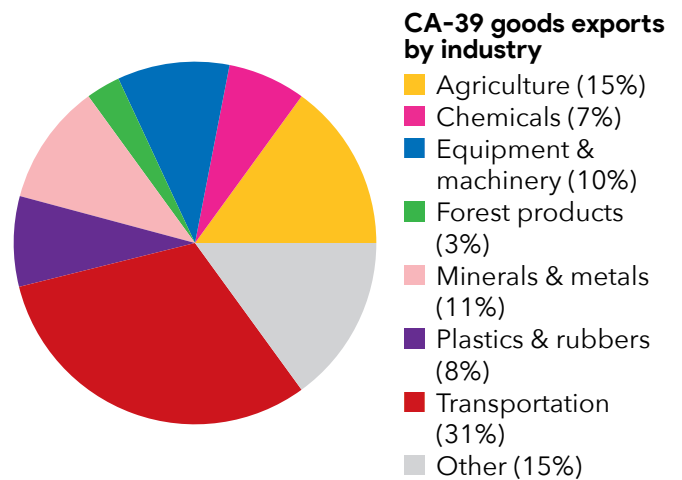
## An integrated economic & security partnership

1,440 people are employed at the 26 Canadian-owned businesses operating in CA-39

**CA-39**  
**exports \$230 million**  
 in goods to Canada annually

### Top CA-39 goods exports to Canada

■ Motor Vehicle Bodies & Trailers.....	\$43 million
■ Motor Vehicle Parts.....	\$20 million
■ Fruits & Tree Nuts.....	\$16 million
■ Plastics Products.....	\$13 million
■ Soaps, Cleaning Agents & Toiletries.....	\$10 million



**CA-39**  
**exports \$75 million**  
 in services to Canada annually

### Top CA-39 services exports to Canada

Travel (including for education).....	\$33 million
Business services.....	\$32 million
Charges for the use of intellectual property.....	\$6 million
Financial services.....	\$3 million
Maintenance & repair services.....	\$1 million

### Top Canadian-owned businesses in CA-39

- Alstyle Apparel
- Coreslab Structures
- Circle K
- Stromasys
- Dayton Superior
- City National Bank
- Hardwoods Specialty Products
- Luminex Software
- Wood Environmental Infrastructure Solutions
- Ritchie Bros Auctioneers

**April 2024**

Sources: **Trade Partnership:** Goods exports (2023 data, 3/2024 release) and services exports (2022 data, 1/2024 release), calculated figures, based on U.S. Census Bureau and U.S. Bureau of Economic Analysis data at state and national levels. **Dun & Bradstreet:** Canadian-owned businesses (12/2023 release). Figures may not add up due to rounding. Produced by the Embassy of Canada in Washington, D.C.

# California's 40<sup>th</sup> district & Canada

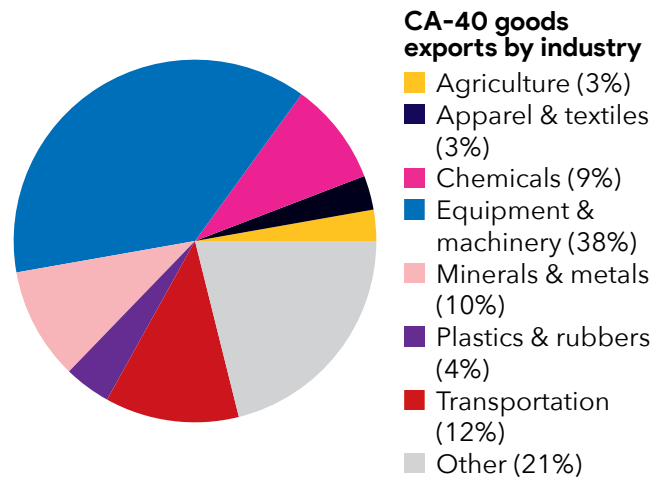
## An integrated economic & security partnership

840 people are employed at the 36 Canadian-owned businesses operating in CA-40

CA-40  
**exports \$467 million**  
 in goods to Canada annually

### Top CA-40 goods exports to Canada

Medical Equipment & Supplies.....	\$55 million
Navigational & measuring instruments.....	\$38 million
Electrical equipment.....	\$25 million
Electrical Equipment & Components.....	\$23 million
Semiconductors & Components.....	\$19 million



CA-40  
**exports \$315 million**  
 in services to Canada annually

### Top CA-40 services exports to Canada

Business services.....	\$140 million
Charges for the use of intellectual property.....	\$70 million
Travel (including for education).....	\$51 million
Financial services.....	\$45 million
Telecommunications, computer & information services	\$6 million

### Top Canadian-owned businesses in CA-40

- Avery Products
- Valeant Biomedicals
- Biovail
- Xerxes
- Circle K
- Aliron Marketing USA
- Sports Display
- Mitel
- Mosaic Laboratories
- BMO Harris Bank

**April 2024**

Sources: **Trade Partnership:** Goods exports (2023 data, 3/2024 release) and services exports (2022 data, 1/2024 release), calculated figures, based on U.S. Census Bureau and U.S. Bureau of Economic Analysis data at state and national levels. **Dun & Bradstreet:** Canadian-owned businesses (12/2023 release). Figures may not add up due to rounding. Produced by the Embassy of Canada in Washington, D.C.

# California's 41<sup>st</sup> district & Canada

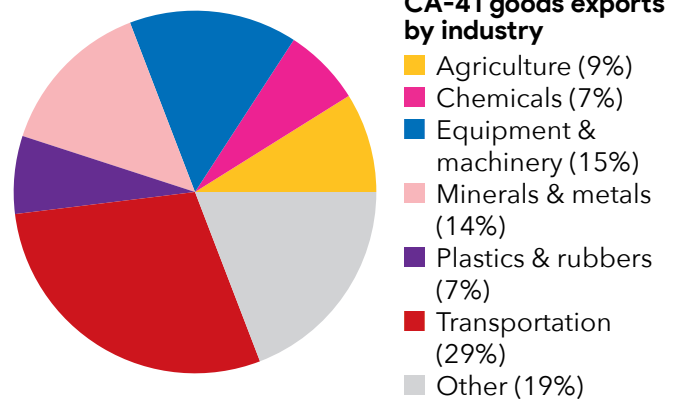
## An integrated economic & security partnership

3,320 people are employed at the 28 Canadian-owned businesses operating in CA-41

CA-41  
**exports \$277 million**  
 in goods to Canada annually

### Top CA-41 goods exports to Canada

■ Motor Vehicle Bodies & Trailers.....	\$33 million
■ Motor Vehicle Parts.....	\$29 million
■ Plastics Products.....	\$14 million
■ Railroad Rolling Stock.....	\$13 million
■ Fruits & Tree Nuts.....	\$9 million



CA-41  
**exports \$91 million**  
 in services to Canada annually

### Top CA-41 services exports to Canada

Business services.....	\$46 million
Travel (including for education).....	\$32 million
Charges for the use of intellectual property.....	\$7 million
Financial services.....	\$3 million
Maintenance & repair services.....	\$1 million

### Top Canadian-owned businesses in CA-41

- Alexander Dennis Incorporated
- QuadraMed
- Circle K
- Guardsmark
- Corona Tools
- SMG Holdings
- Johasee Rebar
- Trans World Ny Sub
- Stantec
- Lms Reinforcing Steel Group

**April 2024**

Sources: **Trade Partnership:** Goods exports (2023 data, 3/2024 release) and services exports (2022 data, 1/2024 release), calculated figures, based on U.S. Census Bureau and U.S. Bureau of Economic Analysis data at state and national levels. **Dun & Bradstreet:** Canadian-owned businesses (12/2023 release). Figures may not add up due to rounding. Produced by the Embassy of Canada in Washington, D.C.

# California's 42<sup>nd</sup> district & Canada

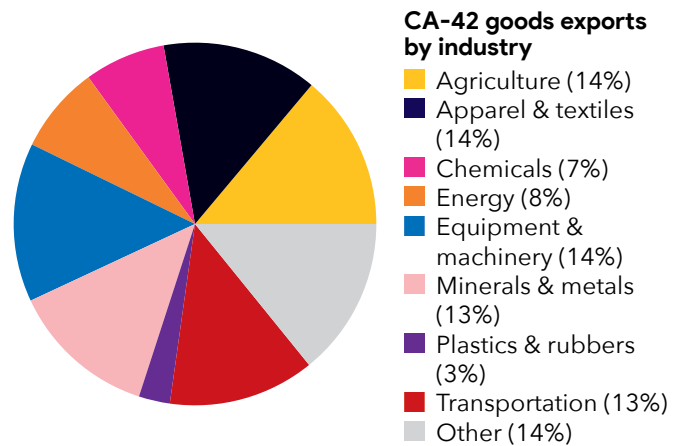
## An integrated economic & security partnership

710 people are employed at the 41 Canadian-owned businesses operating in CA-42

**CA-42**  
**exports \$215 million**  
 in goods to Canada annually

### Top CA-42 goods exports to Canada

■ Apparel.....	\$19 million
■ Petroleum & coal products.....	\$16 million
■ Aerospace products & parts.....	\$13 million
■ Nonferrous metal products.....	\$10 million
■ Motor Vehicle Parts.....	\$7 million



**CA-42**  
**exports \$182 million**  
 in services to Canada annually

### Top CA-42 services exports to Canada

Business services.....	\$67 million
Travel (including for education).....	\$42 million
Charges for the use of intellectual property.....	\$35 million
Financial services.....	\$14 million
Transport.....	\$13 million

### Top Canadian-owned businesses in CA-42

- Tarsco
- SMG Holdings
- Liberty Utilities
- PODS Enterprises
- Allied Universal
- Samuel, Son & Co
- City National Bank
- BMO Harris Bank
- Aldo
- Trans World Ny Sub

**April 2024**

Sources: **Trade Partnership:** Goods exports (2023 data, 3/2024 release) and services exports (2022 data, 1/2024 release), calculated figures, based on U.S. Census Bureau and U.S. Bureau of Economic Analysis data at state and national levels. **Dun & Bradstreet:** Canadian-owned businesses (12/2023 release). Figures may not add up due to rounding. Produced by the Embassy of Canada in Washington, D.C.

# California's 43<sup>rd</sup> district & Canada

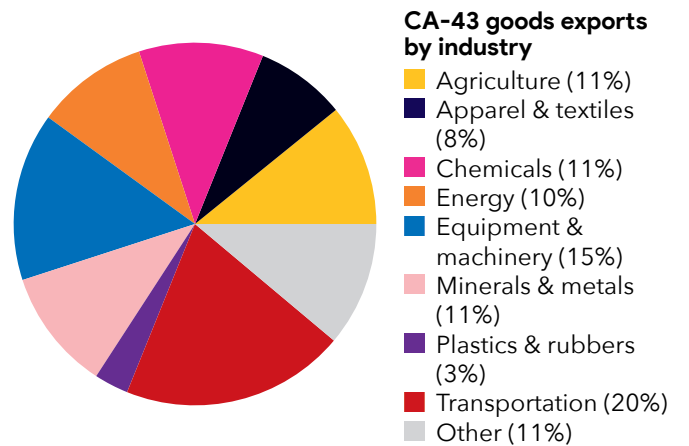
## An integrated economic & security partnership

220 people are employed at the 20 Canadian-owned businesses operating in CA-43

**CA-43**  
**exports \$223 million**  
 in goods to Canada annually

### Top CA-43 goods exports to Canada

■ Aerospace products & parts.....	\$30 million
■ Petroleum & coal products.....	\$22 million
■ Soaps, Cleaning Agents & Toiletries.....	\$17 million
■ Apparel.....	\$9 million
■ Household & Institutional Furniture.....	\$7 million



**CA-43**  
**exports \$186 million**  
 in services to Canada annually

### Top CA-43 services exports to Canada

Business services.....	\$62 million
Transport.....	\$40 million
Charges for the use of intellectual property.....	\$34 million
Travel (including for education).....	\$32 million
Financial services.....	\$10 million

### Top Canadian-owned businesses in CA-43

- Plh Aviation Services
- T S C Properties
- Trans World Ny Sub
- BMO Harris Bank
- Delmar International
- Horizon Travel Services
- Kubra
- Insurance Auto Auctions
- US Security Associates
- OliverMcMillan

**April 2024**

Sources: **Trade Partnership:** Goods exports (2023 data, 3/2024 release) and services exports (2022 data, 1/2024 release), calculated figures, based on U.S. Census Bureau and U.S. Bureau of Economic Analysis data at state and national levels. **Dun & Bradstreet:** Canadian-owned businesses (12/2023 release). Figures may not add up due to rounding. Produced by the Embassy of Canada in Washington, D.C.

# California's 44<sup>th</sup> district & Canada

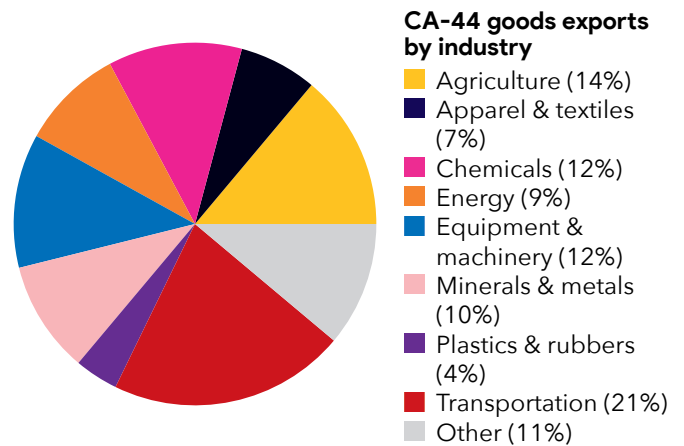
## An integrated economic & security partnership

1,240 people are employed at the 29 Canadian-owned businesses operating in CA-44

**CA-44**  
**exports \$221 million**  
 in goods to Canada annually

### Top CA-44 goods exports to Canada

■ Aerospace products & parts.....	\$29 million
■ Petroleum & coal products.....	\$21 million
■ Soaps, Cleaning Agents & Toiletries.....	\$10 million
■ Basic Chemicals.....	\$9 million
■ Motor Vehicle Bodies & Trailers.....	\$9 million



**CA-44**  
**exports \$119 million**  
 in services to Canada annually

### Top CA-44 services exports to Canada

Business services.....	\$45 million
Travel (including for education).....	\$30 million
Charges for the use of intellectual property.....	\$28 million
Financial services.....	\$9 million
Telecommunications, computer & information services	\$5 million

### Top Canadian-owned businesses in CA-44

- Shield Security
- Marine Terminals Corporation
- CCL Container
- Purolator International
- Guardsmark
- Hopkins Manufacturing
- Stantec
- Circle K
- Hammond Power Solutions
- BMO Harris Bank

**April 2024**

Sources: **Trade Partnership:** Goods exports (2023 data, 3/2024 release) and services exports (2022 data, 1/2024 release), calculated figures, based on U.S. Census Bureau and U.S. Bureau of Economic Analysis data at state and national levels. **Dun & Bradstreet:** Canadian-owned businesses (12/2023 release). Figures may not add up due to rounding. Produced by the Embassy of Canada in Washington, D.C.



# California's 45<sup>th</sup> district & Canada

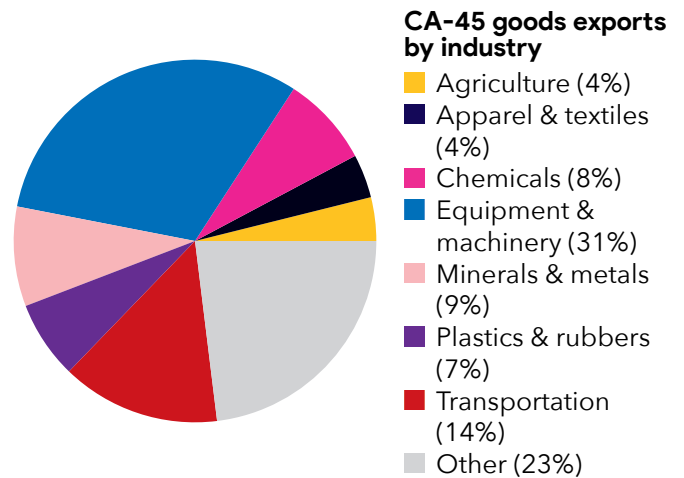
## An integrated economic & security partnership

560 people are employed at the 23 Canadian-owned businesses operating in CA-45

**CA-45**  
**exports \$380 million**  
 in goods to Canada annually

### Top CA-45 goods exports to Canada

Medical Equipment & Supplies.....	\$50 million
Aerospace products & parts.....	\$31 million
Audio & Video Equipment.....	\$21 million
Rubber Products.....	\$17 million
Household Appliances.....	\$13 million



**CA-45**  
**exports \$225 million**  
 in services to Canada annually

### Top CA-45 services exports to Canada

Business services.....	\$86 million
Travel (including for education).....	\$55 million
Charges for the use of intellectual property.....	\$41 million
Financial services.....	\$35 million
Telecommunications, computer & information services	\$5 million

### Top Canadian-owned businesses in CA-45

- Tri-Tech Logistics
- Tekworks
- AtkinsRéalis
- Circle K
- BMO Harris Bank
- Birthright
- Premier Salons
- Trans World Ny Sub
- Aldo
- UNS Energy

**April 2024**

Sources: **Trade Partnership:** Goods exports (2023 data, 3/2024 release) and services exports (2022 data, 1/2024 release), calculated figures, based on U.S. Census Bureau and U.S. Bureau of Economic Analysis data at state and national levels. **Dun & Bradstreet:** Canadian-owned businesses (12/2023 release). Figures may not add up due to rounding. Produced by the Embassy of Canada in Washington, D.C.

# California's 46<sup>th</sup> district & Canada

## An integrated economic & security partnership

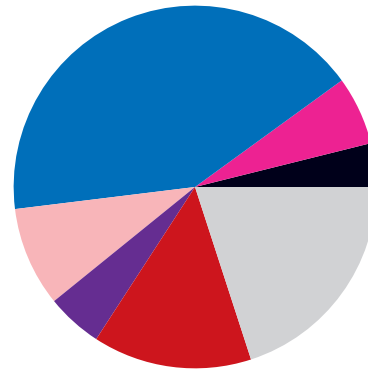
4,010 people are employed at the 37 Canadian-owned businesses operating in CA-46

### CA-46

**exports \$426 million**  
 in goods to Canada annually

#### Top CA-46 goods exports to Canada

■ Medical Equipment & Supplies.....	\$49 million
■ Audio & Video Equipment.....	\$37 million
■ Aerospace products & parts.....	\$30 million
■ Navigational & measuring instruments.....	\$25 million
■ Electrical Equipment & Components.....	\$25 million



**CA-46 goods exports by industry**

- Apparel & textiles (4%)
- Chemicals (6%)
- Equipment & machinery (42%)
- Minerals & metals (9%)
- Plastics & rubbers (5%)
- Transportation (14%)
- Other (20%)

### CA-46

**exports \$189 million**  
 in services to Canada annually

#### Top CA-46 services exports to Canada

Business services.....	\$64 million
Travel (including for education).....	\$47 million
Financial services.....	\$39 million
Charges for the use of intellectual property.....	\$35 million
Telecommunications, computer & information services	\$2 million

#### Top Canadian-owned businesses in CA-46

- Alstyle Apparel
- Shield Security
- TForce
- Impco
- Guardsmark
- Great Atlantic News
- BMO Harris Bank
- Circle K
- Trans World Ny Sub
- WSP USA

#### April 2024

Sources: **Trade Partnership:** Goods exports (2023 data, 3/2024 release) and services exports (2022 data, 1/2024 release), calculated figures, based on U.S. Census Bureau and U.S. Bureau of Economic Analysis data at state and national levels. **Dun & Bradstreet:** Canadian-owned businesses (12/2023 release). Figures may not add up due to rounding. Produced by the Embassy of Canada in Washington, D.C.

# California's 47<sup>th</sup> district & Canada

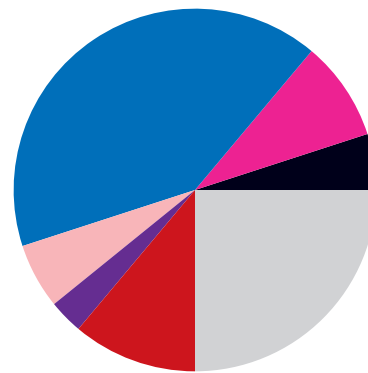
## An integrated economic & security partnership

3,190 people are employed at the 76 Canadian-owned businesses operating in CA-47

**CA-47**  
**exports \$422 million**  
 in goods to Canada annually

### Top CA-47 goods exports to Canada

Medical Equipment & Supplies.....	\$68 million
Audio & Video Equipment.....	\$44 million
Navigational & measuring instruments.....	\$30 million
Aerospace products & parts.....	\$25 million
Electrical equipment.....	\$17 million



**CA-47 goods exports by industry**

- Apparel & textiles (5%)
- Chemicals (9%)
- Equipment & machinery (41%)
- Minerals & metals (6%)
- Plastics & rubbers (3%)
- Transportation (11%)
- Other (25%)

**CA-47**  
**exports \$412 million**  
 in services to Canada annually

### Top CA-47 services exports to Canada

Business services.....	\$198 million
Travel (including for education).....	\$83 million
Charges for the use of intellectual property.....	\$63 million
Financial services.....	\$59 million
Telecommunications, computer & information services	\$5 million

### Top Canadian-owned businesses in CA-47

- Thomson Reuters
- Guardsmark
- Stantec
- Bausch + Lomb
- Firstservice Residential
- Allied Universal
- Brookfield Properties
- California Closets
- WSP USA
- CIBC

**April 2024**

Sources: **Trade Partnership:** Goods exports (2023 data, 3/2024 release) and services exports (2022 data, 1/2024 release), calculated figures, based on U.S. Census Bureau and U.S. Bureau of Economic Analysis data at state and national levels. **Dun & Bradstreet:** Canadian-owned businesses (12/2023 release). Figures may not add up due to rounding. Produced by the Embassy of Canada in Washington, D.C.

# California's 48<sup>th</sup> district & Canada

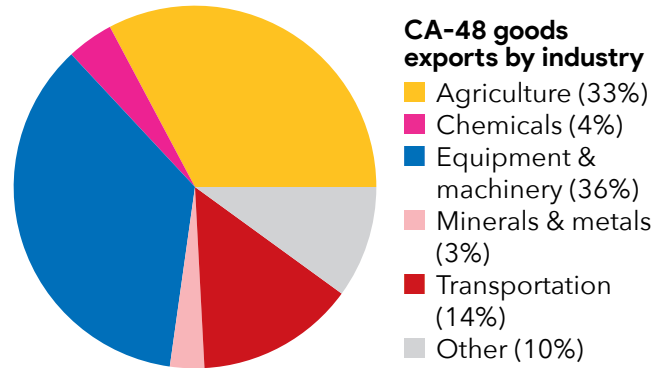
## An integrated economic & security partnership

350 people are employed at the 18 Canadian-owned businesses operating in CA-48

**CA-48**  
**exports \$444 million**  
 in goods to Canada annually

### Top CA-48 goods exports to Canada

■ Fruits & Tree Nuts.....	\$110 million
■ Communications Equipment.....	\$83 million
■ Railroad Rolling Stock.....	\$38 million
■ Beverages.....	\$22 million
■ Navigational & measuring instruments.....	\$18 million



**CA-48**  
**exports \$128 million**  
 in services to Canada annually

### Top CA-48 services exports to Canada

Business services.....	\$56 million
Travel (including for education).....	\$31 million
Charges for the use of intellectual property.....	\$28 million
Financial services.....	\$8 million
Telecommunications, computer & information services	\$3 million

### Top Canadian-owned businesses in CA-48

- Layfield Usa Corporation
- Circle K
- Slr Training Center
- Nutrien Ag Solutions
- Teck
- Trans World Ny Sub
- CertaPro Painters
- Insurance Auto Auctions
- Popeyes Louisiana Kitchen
- Morneau Shepell

**April 2024**

Sources: **Trade Partnership:** Goods exports (2023 data, 3/2024 release) and services exports (2022 data, 1/2024 release), calculated figures, based on U.S. Census Bureau and U.S. Bureau of Economic Analysis data at state and national levels. **Dun & Bradstreet:** Canadian-owned businesses (12/2023 release). Figures may not add up due to rounding. Produced by the Embassy of Canada in Washington, D.C.

# California's 49<sup>th</sup> district & Canada

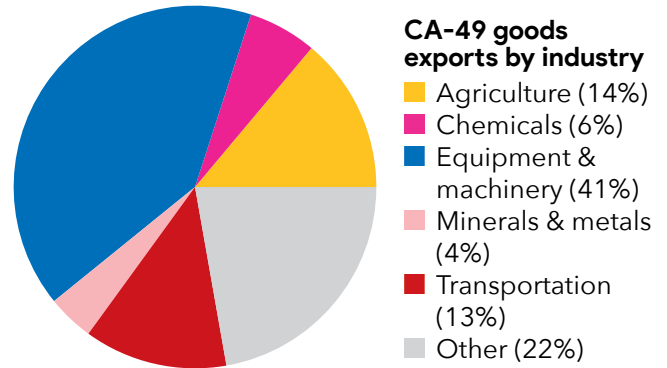
## An integrated economic & security partnership

910 people are employed at the 34 Canadian-owned businesses operating in CA-49

**CA-49**  
**exports \$408 million**  
 in goods to Canada annually

### Top CA-49 goods exports to Canada

■ Communications Equipment.....	\$46 million
■ Medical Equipment & Supplies.....	\$42 million
■ Fruits & Tree Nuts.....	\$39 million
■ Audio & Video Equipment.....	\$37 million
■ Navigational & measuring instruments.....	\$32 million



**CA-49**  
**exports \$232 million**  
 in services to Canada annually

### Top CA-49 services exports to Canada

Business services.....	\$96 million
Charges for the use of intellectual property.....	\$58 million
Travel (including for education).....	\$38 million
Financial services.....	\$30 million
Telecommunications, computer & information services	\$7 million

### Top Canadian-owned businesses in CA-49

- Rialto Bioenergy Facility
- Rpi Carlsbad Lp
- Circle K
- SMG Premier Food Services
- Mellace Family Brands Cal
- Colliers International
- Pluspharma Incorporated
- City National Bank
- Activepdf
- Z57

**April 2024**

Sources: **Trade Partnership:** Goods exports (2023 data, 3/2024 release) and services exports (2022 data, 1/2024 release), calculated figures, based on U.S. Census Bureau and U.S. Bureau of Economic Analysis data at state and national levels. **Dun & Bradstreet:** Canadian-owned businesses (12/2023 release). Figures may not add up due to rounding. Produced by the Embassy of Canada in Washington, D.C.

# California's 50<sup>th</sup> district & Canada

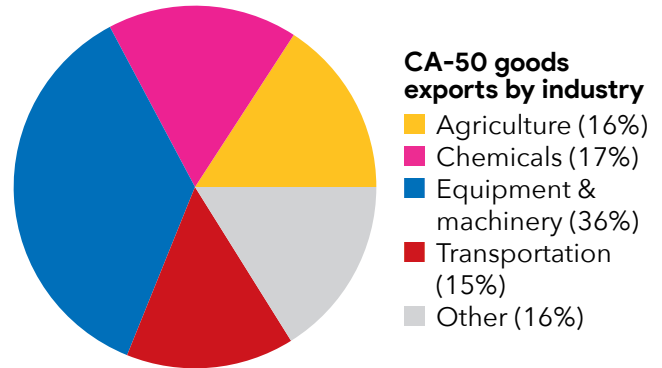
## An integrated economic & security partnership

1,280 people are employed at the 52 Canadian-owned businesses operating in CA-50

CA-50  
**exports \$320 million**  
 in goods to Canada annually

### Top CA-50 goods exports to Canada

■ Communications Equipment.....	\$62 million
■ Fruits & Tree Nuts.....	\$39 million
■ Pharmaceuticals & Medicines.....	\$34 million
■ Aerospace products & parts.....	\$30 million
■ Medical Equipment & Supplies.....	\$19 million



CA-50  
**exports \$272 million**  
 in services to Canada annually

### Top CA-50 services exports to Canada

Business services.....	\$103 million
Travel (including for education).....	\$70 million
Charges for the use of intellectual property.....	\$67 million
Financial services.....	\$20 million
Telecommunications, computer & information services	\$9 million

### Top Canadian-owned businesses in CA-50

- Brightcloud
- Shield Security
- Independent Order of Foresters
- OliverMcMillan
- Colliers International
- AtkinsRéalis
- City National Bank
- Trans World Ny Sub
- Circle K
- PCL Construction

**April 2024**

Sources: **Trade Partnership:** Goods exports (2023 data, 3/2024 release) and services exports (2022 data, 1/2024 release), calculated figures, based on U.S. Census Bureau and U.S. Bureau of Economic Analysis data at state and national levels. **Dun & Bradstreet:** Canadian-owned businesses (12/2023 release). Figures may not add up due to rounding. Produced by the Embassy of Canada in Washington, D.C.

# California's 51<sup>st</sup> district & Canada

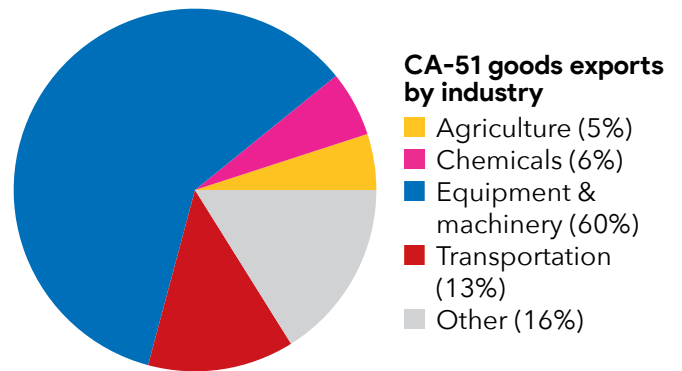
## An integrated economic & security partnership

1,730 people are employed at the 47 Canadian-owned businesses operating in CA-51

CA-51  
**exports \$616 million**  
 in goods to Canada annually

### Top CA-51 goods exports to Canada

■ Communications Equipment.....	\$185 million
■ Audio & Video Equipment.....	\$70 million
■ Aerospace products & parts.....	\$62 million
■ Navigational & measuring instruments.....	\$52 million
■ Medical Equipment & Supplies.....	\$35 million



CA-51  
**exports \$351 million**  
 in services to Canada annually

### Top CA-51 services exports to Canada

Business services.....	\$125 million
Charges for the use of intellectual property....	\$105 million
Travel (including for education).....	\$74 million
Financial services.....	\$30 million
Telecommunications, computer & information services	\$15 million

### Top Canadian-owned businesses in CA-51

- Wawanesa Insurance
- Independent Order of Foresters
- PC Specialists
- US Security Associates
- AtkinsRéalis
- Guardsmark
- TForce
- Stantec
- Wood Environmental Infrastructure Solutions
- Zenith Insurance Company

**April 2024**

Sources: **Trade Partnership:** Goods exports (2023 data, 3/2024 release) and services exports (2022 data, 1/2024 release), calculated figures, based on U.S. Census Bureau and U.S. Bureau of Economic Analysis data at state and national levels. **Dun & Bradstreet:** Canadian-owned businesses (12/2023 release). Figures may not add up due to rounding. Produced by the Embassy of Canada in Washington, D.C.

# California's 52<sup>nd</sup> district & Canada

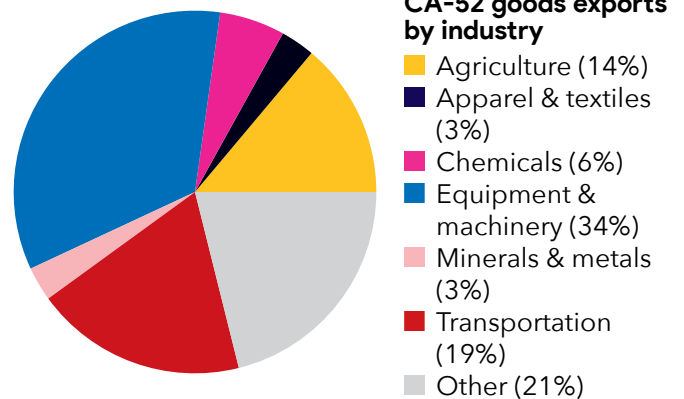
## An integrated economic & security partnership

340 people are employed at the 11 Canadian-owned businesses operating in CA-52

**CA-52**  
**exports \$116 million**  
 in goods to Canada annually

### Top CA-52 goods exports to Canada

■ Communications Equipment.....	\$10 million
■ Medical Equipment & Supplies.....	\$9 million
■ Ships & Boats.....	\$7 million
■ Fruits & Tree Nuts.....	\$7 million
■ Engines & turbines.....	\$6 million



**CA-52**  
**exports \$112 million**  
 in services to Canada annually

### Top CA-52 services exports to Canada

Travel (including for education).....	\$46 million
Business services.....	\$33 million
Charges for the use of intellectual property.....	\$21 million
Financial services.....	\$8 million
Telecommunications, computer & information services	\$3 million

### Top Canadian-owned businesses in CA-52

- Traffic Tech
- TForce
- Avery Products
- Aldo
- Trans World Ny Sub
- Circle K
- Insurance Auto Auctions
- Brookfield Properties
- Popeyes Louisiana Kitchen
- Hardwoods Specialty Products

**April 2024**

Sources: **Trade Partnership:** Goods exports (2023 data, 3/2024 release) and services exports (2022 data, 1/2024 release), calculated figures, based on U.S. Census Bureau and U.S. Bureau of Economic Analysis data at state and national levels. **Dun & Bradstreet:** Canadian-owned businesses (12/2023 release). Figures may not add up due to rounding. Produced by the Embassy of Canada in Washington, D.C.



# Colorado's 1<sup>st</sup> district & Canada

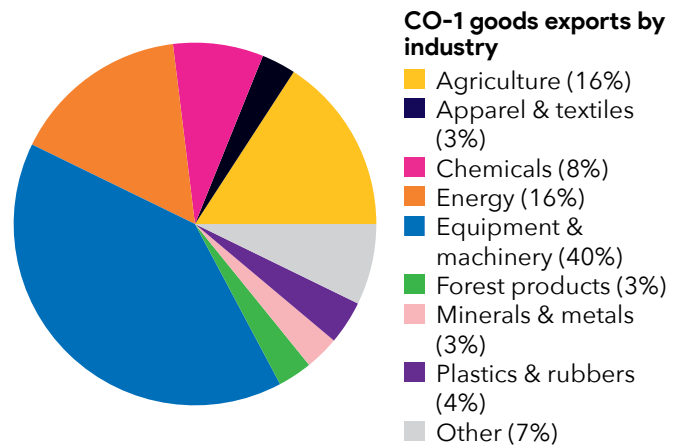
## An integrated economic & security partnership

3,050 people are employed at the 92 Canadian-owned businesses operating in CO-1

CO-1  
**exports \$121 million**  
 in goods to Canada annually

### Top CO-1 goods exports to Canada

Oil & Gas.....	\$20 million
Electrical equipment.....	\$10 million
Bakery & Tortilla Products.....	\$8 million
Pharmaceuticals & Medicines.....	\$6 million
Electric Lighting Equipment.....	\$5 million



CO-1  
**exports \$404 million**  
 in services to Canada annually

### Top CO-1 services exports to Canada

Business services.....	\$124 million
Charges for the use of intellectual property.....	\$82 million
Transport.....	\$81 million
Travel (including for education).....	\$60 million
Telecommunications, computer & information services	\$28 million

### Top Canadian-owned businesses in CO-1

- Dominion Voting Systems
- SMG Holdings
- PCL Construction
- Calfrac Well Services
- Stantec
- RBC
- Learjet
- AtkinsRéalis
- Thomson Reuters
- Enerplus Resources

**April 2024**

Sources: **Trade Partnership:** Goods exports (2023 data, 3/2024 release) and services exports (2022 data, 1/2024 release), calculated figures, based on U.S. Census Bureau and U.S. Bureau of Economic Analysis data at state and national levels. **Dun & Bradstreet:** Canadian-owned businesses (12/2023 release). Figures may not add up due to rounding. Produced by the Embassy of Canada in Washington, D.C.

# Colorado's 2<sup>nd</sup> district & Canada

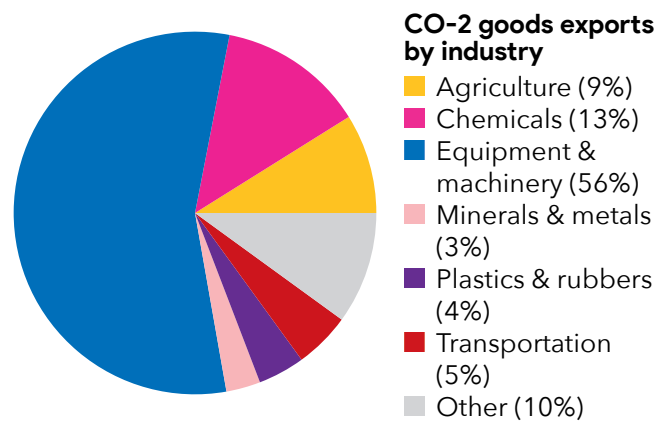
## An integrated economic & security partnership

1,760 people are employed at the 52 Canadian-owned businesses operating in CO-2

CO-2  
**exports \$387 million**  
 in goods to Canada annually

### Top CO-2 goods exports to Canada

■ Navigational & measuring instruments.....	\$57 million
■ Engines & turbines.....	\$55 million
■ Communications Equipment.....	\$27 million
■ Meat Products.....	\$21 million
■ Pharmaceuticals & Medicines.....	\$21 million



CO-2  
**exports \$196 million**  
 in services to Canada annually

### Top CO-2 services exports to Canada

Charges for the use of intellectual property.....	\$66 million
Business services.....	\$63 million
Travel (including for education).....	\$50 million
Telecommunications, computer & information services	\$10 million
Financial services.....	\$6 million

### Top Canadian-owned businesses in CO-2

- Arapahoe Basin Key Area
- Magna Exteriors
- BMO Harris Bank
- Stantec
- Match Marketing Corporation
- Solta Medical - Louisville
- PC Specialists
- Pawnee Leasing Corporation
- Meditation Studio
- Waste Connections

**April 2024**

Sources: **Trade Partnership:** Goods exports (2023 data, 3/2024 release) and services exports (2022 data, 1/2024 release), calculated figures, based on U.S. Census Bureau and U.S. Bureau of Economic Analysis data at state and national levels. **Dun & Bradstreet:** Canadian-owned businesses (12/2023 release). Figures may not add up due to rounding. Produced by the Embassy of Canada in Washington, D.C.

# Colorado's 3<sup>rd</sup> district & Canada

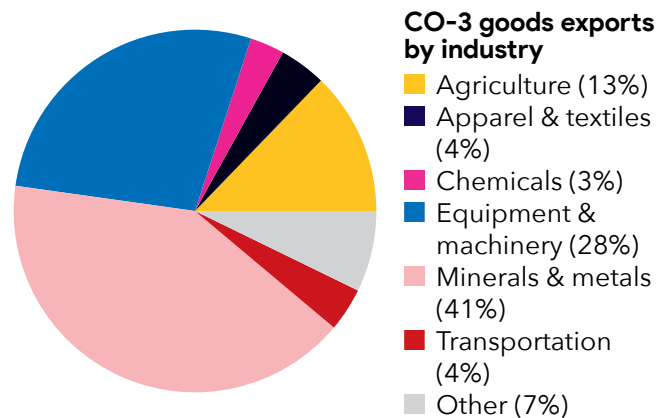
## An integrated economic & security partnership

930 people are employed at the 38 Canadian-owned businesses operating in CO-3

CO-3  
**exports \$180 million**  
 in goods to Canada annually

### Top CO-3 goods exports to Canada

Iron, steel & ferroalloys.....	\$58 million
Meat Products.....	\$11 million
Agricultural & construction machinery.....	\$9 million
Engines & turbines.....	\$7 million
HVAC & Refrigeration Equipment.....	\$6 million



CO-3  
**exports \$94 million**  
 in services to Canada annually

### Top CO-3 services exports to Canada

Travel (including for education).....	\$51 million
Business services.....	\$24 million
Charges for the use of intellectual property.....	\$8 million
Financial services.....	\$5 million
Maintenance & repair services.....	\$3 million

### Top Canadian-owned businesses in CO-3

- Calfrac Well Services
- PCL Construction
- Datalog Technology Usa
- BMO Harris Bank
- Mountain Waste & Recycling
- Ptw Energy Services
- Trans World Ny Sub
- AMEC Earth & Environmental
- Suncor Energy
- Energy Fuels Resources

April 2024

Sources: **Trade Partnership:** Goods exports (2023 data, 3/2024 release) and services exports (2022 data, 1/2024 release), calculated figures, based on U.S. Census Bureau and U.S. Bureau of Economic Analysis data at state and national levels. **Dun & Bradstreet:** Canadian-owned businesses (12/2023 release). Figures may not add up due to rounding. Produced by the Embassy of Canada in Washington, D.C.

# Colorado's 4<sup>th</sup> district & Canada

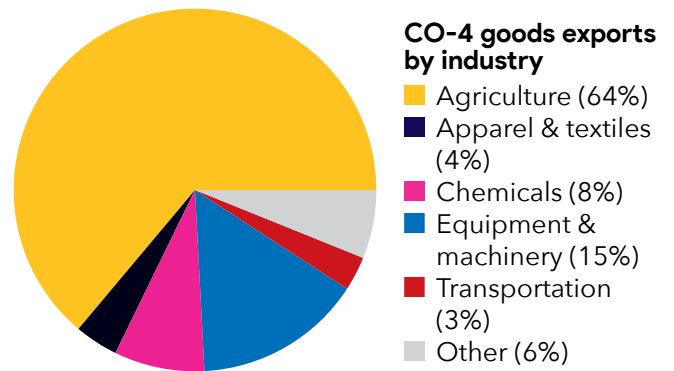
## An integrated economic & security partnership

2,280 people are employed at the 34 Canadian-owned businesses operating in CO-4

CO-4  
**exports \$366 million**  
 in goods to Canada annually

### Top CO-4 goods exports to Canada

■ Meat Products.....	\$211 million
■ Agricultural & construction machinery.....	\$15 million
■ Oilseeds & Grains.....	\$13 million
■ Basic Chemicals.....	\$12 million
■ Engines & turbines.....	\$10 million



CO-4  
**exports \$99 million**  
 in services to Canada annually

### Top CO-4 services exports to Canada

Business services.....	\$27 million
Charges for the use of intellectual property.....	\$26 million
Travel (including for education).....	\$21 million
Financial services.....	\$12 million
Telecommunications, computer & information services	\$9 million

### Top Canadian-owned businesses in CO-4

- Starz
- Nutrien Ag Solutions
- Platte Chemical
- Agrium
- Vignette Corporation
- Earls Restaurant
- BMO Harris Bank
- Intermap Technologies
- Loveland Products
- Circle K

**April 2024**

Sources: **Trade Partnership:** Goods exports (2023 data, 3/2024 release) and services exports (2022 data, 1/2024 release), calculated figures, based on U.S. Census Bureau and U.S. Bureau of Economic Analysis data at state and national levels. **Dun & Bradstreet:** Canadian-owned businesses (12/2023 release). Figures may not add up due to rounding. Produced by the Embassy of Canada in Washington, D.C.

# Colorado's 5<sup>th</sup> district & Canada

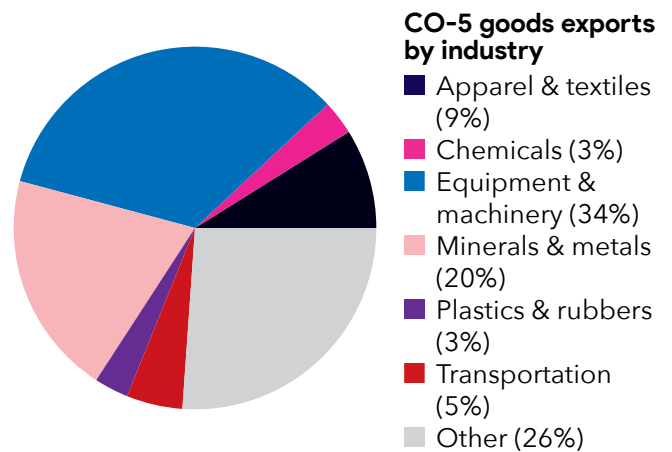
## An integrated economic & security partnership

1,170 people are employed at the 29 Canadian-owned businesses operating in CO-5

CO-5  
**exports \$70 million**  
 in goods to Canada annually

### Top CO-5 goods exports to Canada

Medical Equipment & Supplies.....	\$15 million
Navigational & measuring instruments.....	\$9 million
Semiconductors & Components.....	\$5 million
Hardware.....	\$4 million
Household Appliances.....	\$3 million



CO-5  
**exports \$140 million**  
 in services to Canada annually

### Top CO-5 services exports to Canada

Travel (including for education).....	\$45 million
Charges for the use of intellectual property.....	\$41 million
Business services.....	\$35 million
Financial services.....	\$11 million
Insurance services.....	\$4 million

### Top Canadian-owned businesses in CO-5

- CAE USA
- Global Affairs Canada
- US Security Associates
- TForce
- Waste Connections
- Guardsmark
- Trans World Ny Sub
- Stantec
- AtkinsRéalis
- Premier Salons

**April 2024**

Sources: **Trade Partnership:** Goods exports (2023 data, 3/2024 release) and services exports (2022 data, 1/2024 release), calculated figures, based on U.S. Census Bureau and U.S. Bureau of Economic Analysis data at state and national levels. **Dun & Bradstreet:** Canadian-owned businesses (12/2023 release). Figures may not add up due to rounding. Produced by the Embassy of Canada in Washington, D.C.

# Colorado's 6<sup>th</sup> district & Canada

## An integrated economic & security partnership

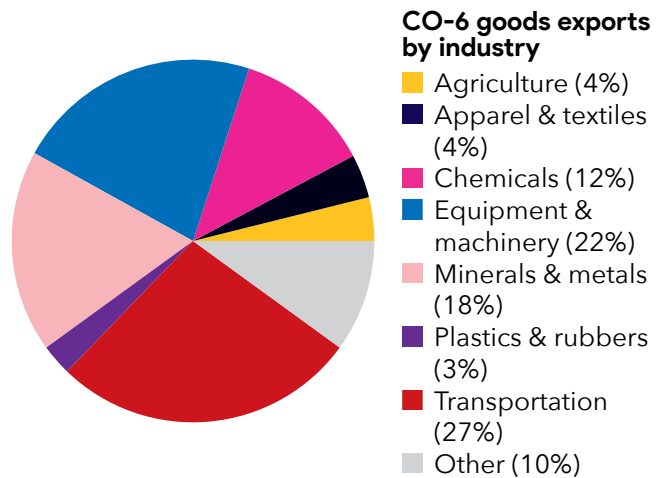
5,410 people are employed at the 64 Canadian-owned businesses operating in CO-6

### CO-6

**exports \$85 million**  
 in goods to Canada annually

#### Top CO-6 goods exports to Canada

- Aerospace products & parts..... \$20 million
- Clay & Refractory Products..... \$7 million
- Basic Chemicals..... \$5 million
- Medical Equipment & Supplies..... \$4 million
- Communications Equipment..... \$4 million



### CO-6

**exports \$208 million**  
 in services to Canada annually

#### Top CO-6 services exports to Canada

- Business services..... \$75 million
- Charges for the use of intellectual property..... \$58 million
- Telecommunications, computer & information services\$24 million
- Financial services.....\$22 million
- Travel (including for education)..... \$22 million

#### Top Canadian-owned businesses in CO-6

- Terrane Metals
- Thompson Creek Metals
- TForce
- Turban Health Analytics
- Advised Assets Group
- Empower
- Guardsmark
- BMO Harris Bank
- C & D Security
- Mitel

**April 2024**

Sources: **Trade Partnership:** Goods exports (2023 data, 3/2024 release) and services exports (2022 data, 1/2024 release), calculated figures, based on U.S. Census Bureau and U.S. Bureau of Economic Analysis data at state and national levels. **Dun & Bradstreet:** Canadian-owned businesses (12/2023 release). Figures may not add up due to rounding. Produced by the Embassy of Canada in Washington, D.C.

# Colorado's 7<sup>th</sup> district & Canada

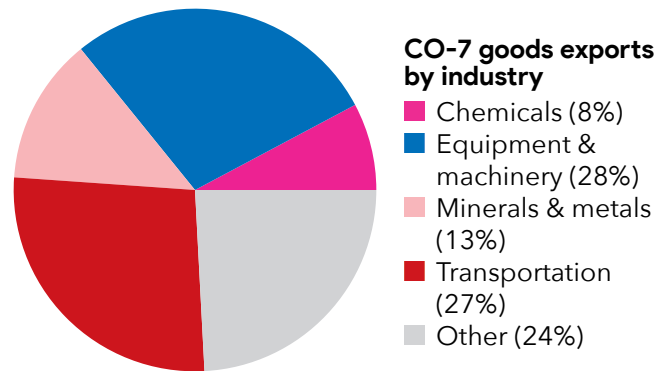
## An integrated economic & security partnership

1,870 people are employed at the 55 Canadian-owned businesses operating in CO-7

CO-7  
**exports \$221 million**  
 in goods to Canada annually

### Top CO-7 goods exports to Canada

- Aerospace products & parts..... \$59 million
- Medical Equipment & Supplies..... \$33 million
- Clay & Refractory Products.....\$13 million
- Basic Chemicals..... \$12 million
- Navigational & measuring instruments..... \$11 million



CO-7  
**exports \$146 million**  
 in services to Canada annually

### Top CO-7 services exports to Canada

- Business services..... \$53 million
- Charges for the use of intellectual property..... \$38 million
- Travel (including for education)..... \$30 million
- Telecommunications, computer & information services\$17 million
- Financial services..... \$6 million

### Top Canadian-owned businesses in CO-7

- MWH Americas
- Webroot
- Celestica
- WSP USA
- BMO Harris Bank
- US Security Associates
- Suncor Energy
- Four Seasons Sales USA
- Golder Associates
- Trans World Ny Sub

**April 2024**

Sources: **Trade Partnership:** Goods exports (2023 data, 3/2024 release) and services exports (2022 data, 1/2024 release), calculated figures, based on U.S. Census Bureau and U.S. Bureau of Economic Analysis data at state and national levels. **Dun & Bradstreet:** Canadian-owned businesses (12/2023 release). Figures may not add up due to rounding. Produced by the Embassy of Canada in Washington, D.C.

# Colorado's 8<sup>th</sup> district & Canada

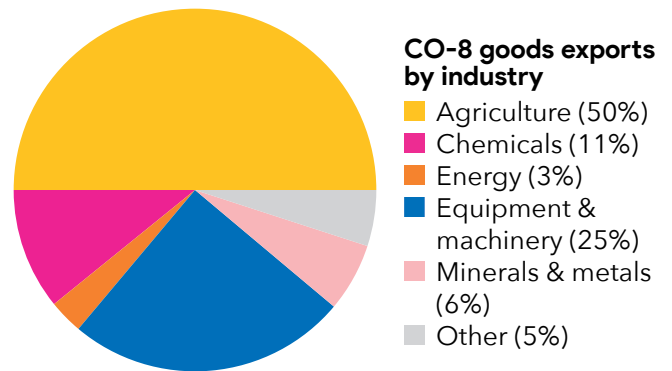
## An integrated economic & security partnership

4,630 people are employed at the 41 Canadian-owned businesses operating in CO-8

CO-8  
**exports \$411 million**  
 in goods to Canada annually

### Top CO-8 goods exports to Canada

■ Meat Products.....	\$179 million
■ Engines & turbines.....	\$38 million
■ Agricultural & construction machinery.....	\$26 million
■ Basic Chemicals.....	\$18 million
■ Communications Equipment.....	\$15 million



CO-8  
**exports \$50 million**  
 in services to Canada annually

### Top CO-8 services exports to Canada

Travel (including for education).....	\$23 million
Business services.....	\$16 million
Charges for the use of intellectual property.....	\$6 million
Maintenance & repair services.....	\$2 million
Financial services.....	\$2 million

### Top Canadian-owned businesses in CO-8

- AGU US Holdings
- Calfrac Well Services
- Flynn
- Suncor Energy
- TForce
- Ensign US Drilling
- Waste Connections
- BMO Harris Bank
- Trimac Transportation
- BURNCO

April 2024

Sources: **Trade Partnership:** Goods exports (2023 data, 3/2024 release) and services exports (2022 data, 1/2024 release), calculated figures, based on U.S. Census Bureau and U.S. Bureau of Economic Analysis data at state and national levels. **Dun & Bradstreet:** Canadian-owned businesses (12/2023 release). Figures may not add up due to rounding. Produced by the Embassy of Canada in Washington, D.C.



# Connecticut's 1<sup>st</sup> district & Canada

## An integrated economic & security partnership

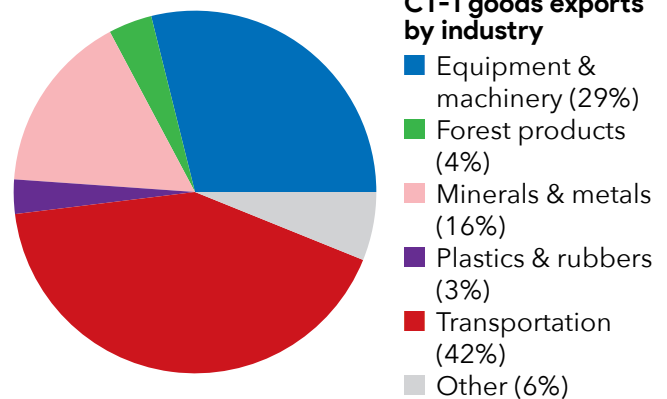
870 people are employed at the 43 Canadian-owned businesses operating in CT-1

### CT-1

**exports \$629 million**  
 in goods to Canada annually

#### Top CT-1 goods exports to Canada

■ Aerospace products & parts.....	\$247 million
■ Engines & turbines.....	\$42 million
■ Electrical Equipment & Components.....	\$41 million
■ Metalworking Machinery.....	\$34 million
■ Plastics Products.....	\$16 million



### CT-1

**exports \$251 million**  
 in services to Canada annually

#### Top CT-1 services exports to Canada

Business services.....	\$89 million
Insurance services.....	\$65 million
Telecommunications, computer & information services	\$26 million
Charges for the use of intellectual property.....	\$25 million
Travel (including for education).....	\$20 million

#### Top Canadian-owned businesses in CT-1

- Learjet
- TD Bank NA
- US Security Associates
- RBC
- Guardsmark
- Algonquin Gas Transmission
- Walter Surface Technologies
- Thomson Reuters
- Spectra Energy
- Scasco

#### April 2024

Sources: **Trade Partnership:** Goods exports (2023 data, 3/2024 release) and services exports (2022 data, 1/2024 release), calculated figures, based on U.S. Census Bureau and U.S. Bureau of Economic Analysis data at state and national levels. **Dun & Bradstreet:** Canadian-owned businesses (12/2023 release). Figures may not add up due to rounding. Produced by the Embassy of Canada in Washington, D.C.

# Connecticut's 2<sup>nd</sup> district & Canada

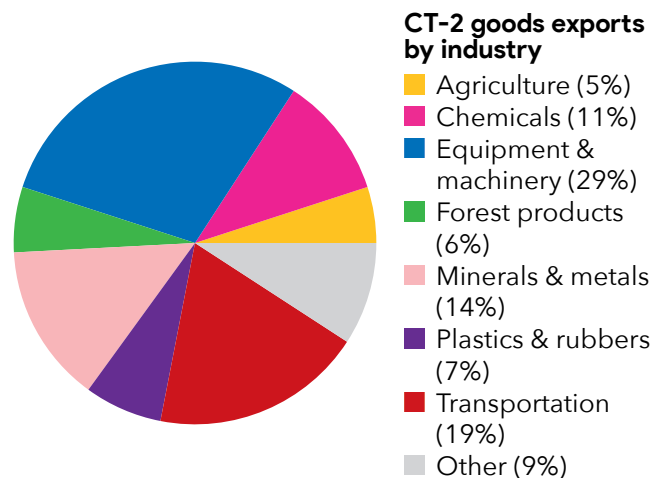
## An integrated economic & security partnership

350 people are employed at the 26 Canadian-owned businesses operating in CT-2

**CT-2**  
**exports \$400 million**  
 in goods to Canada annually

### Top CT-2 goods exports to Canada

■ Aerospace products & parts.....	\$63 million
■ Plastics Products.....	\$26 million
■ Electrical Equipment & Components.....	\$25 million
■ Basic Chemicals.....	\$22 million
■ Scrap Products.....	\$16 million



**CT-2**  
**exports \$81 million**  
 in services to Canada annually

### Top CT-2 services exports to Canada

Travel (including for education).....	\$25 million
Business services.....	\$23 million
Charges for the use of intellectual property.....	\$17 million
Insurance services.....	\$7 million
Financial services.....	\$6 million

### Top Canadian-owned businesses in CT-2

- Cogeco
- Colliers International
- Mac's Convenience Stores
- Trans World Ny Sub
- Metrocast
- Providence & Worcester Railroad
- WSP USA
- Louis Berger
- US Security Associates
- Birthright

**April 2024**

Sources: **Trade Partnership:** Goods exports (2023 data, 3/2024 release) and services exports (2022 data, 1/2024 release), calculated figures, based on U.S. Census Bureau and U.S. Bureau of Economic Analysis data at state and national levels. **Dun & Bradstreet:** Canadian-owned businesses (12/2023 release). Figures may not add up due to rounding. Produced by the Embassy of Canada in Washington, D.C.

# Connecticut's 3<sup>rd</sup> district & Canada

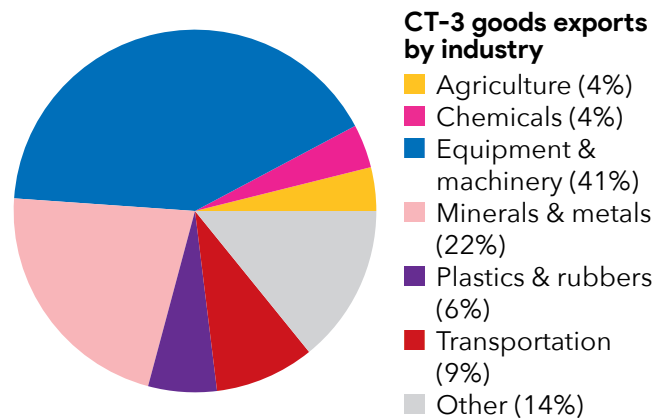
## An integrated economic & security partnership

760 people are employed at the 35 Canadian-owned businesses operating in CT-3

**CT-3**  
**exports \$353 million**  
 in goods to Canada annually

### Top CT-3 goods exports to Canada

■ Electrical equipment.....	\$23 million
■ Aerospace products & parts.....	\$23 million
■ Plastics Products.....	\$22 million
■ Navigational & measuring instruments.....	\$21 million
■ Nonferrous metal products.....	\$18 million



**CT-3**  
**exports \$124 million**  
 in services to Canada annually

### Top CT-3 services exports to Canada

Business services.....	\$47 million
Travel (including for education).....	\$33 million
Charges for the use of intellectual property.....	\$18 million
Financial services.....	\$14 million
Transport.....	\$8 million

### Top Canadian-owned businesses in CT-3

- CCL Label
- TD Bank NA
- Biohaven Pharmaceuticals
- Stantec
- Trans World Ny Sub
- USFI
- WSP USA
- Mac's Convenience Stores
- Scasco
- RBC

**April 2024**

Sources: **Trade Partnership:** Goods exports (2023 data, 3/2024 release) and services exports (2022 data, 1/2024 release), calculated figures, based on U.S. Census Bureau and U.S. Bureau of Economic Analysis data at state and national levels. **Dun & Bradstreet:** Canadian-owned businesses (12/2023 release). Figures may not add up due to rounding. Produced by the Embassy of Canada in Washington, D.C.

# Connecticut's 4<sup>th</sup> district & Canada

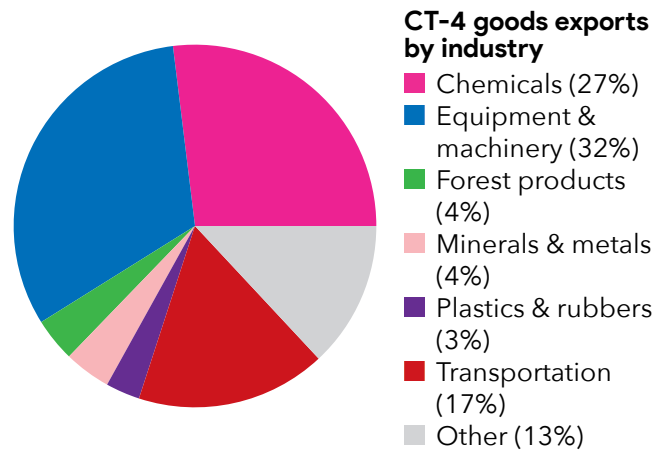
## An integrated economic & security partnership

3,090 people are employed at the 91 Canadian-owned businesses operating in CT-4

**CT-4**  
**exports \$196 million**  
 in goods to Canada annually

### Top CT-4 goods exports to Canada

■ Aerospace products & parts.....	\$30 million
■ Basic Chemicals.....	\$30 million
■ Navigational & measuring instruments.....	\$19 million
■ Resins & Synthetic Fibers.....	\$16 million
■ Electrical equipment.....	\$13 million



**CT-4**  
**exports \$348 million**  
 in services to Canada annually

### Top CT-4 services exports to Canada

Financial services.....	\$172 million
Business services.....	\$94 million
Charges for the use of intellectual property.....	\$52 million
Travel (including for education).....	\$24 million
Insurance services.....	\$3 million

### Top Canadian-owned businesses in CT-4

- Thomson Reuters
- Odyssey Group
- Cowen
- Andrews International
- Genesee & Wyoming
- TD Bank NA
- Cycling Sports Group
- RBC
- Atlumina
- Trans World Ny Sub

**April 2024**

Sources: **Trade Partnership:** Goods exports (2023 data, 3/2024 release) and services exports (2022 data, 1/2024 release), calculated figures, based on U.S. Census Bureau and U.S. Bureau of Economic Analysis data at state and national levels. **Dun & Bradstreet:** Canadian-owned businesses (12/2023 release). Figures may not add up due to rounding. Produced by the Embassy of Canada in Washington, D.C.

# Connecticut's 5<sup>th</sup> district & Canada

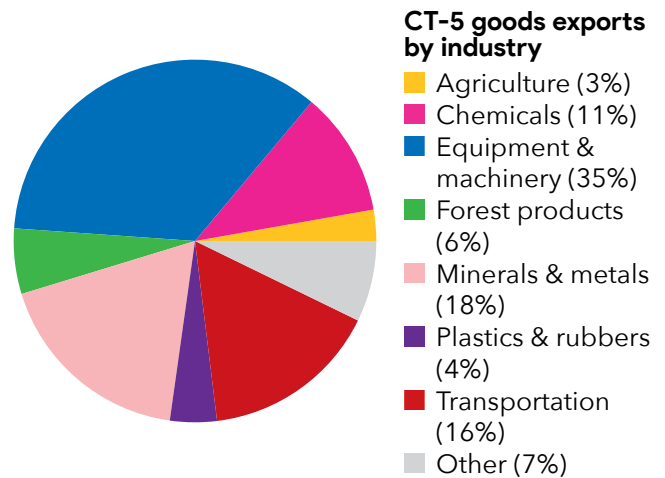
## An integrated economic & security partnership

1,140 people are employed at the 36 Canadian-owned businesses operating in CT-5

**CT-5**  
**exports \$398 million**  
 in goods to Canada annually

### Top CT-5 goods exports to Canada

■ Aerospace products & parts.....	\$45 million
■ Electrical equipment.....	\$26 million
■ Electrical Equipment & Components.....	\$23 million
■ Resins & Synthetic Fibers.....	\$19 million
■ Basic Chemicals.....	\$17 million



**CT-5**  
**exports \$129 million**  
 in services to Canada annually

### Top CT-5 services exports to Canada

Business services.....	\$45 million
Financial services.....	\$21 million
Charges for the use of intellectual property.....	\$20 million
Insurance services.....	\$20 million
Travel (including for education).....	\$16 million

### Top Canadian-owned businesses in CT-5

- FirstLight Power
- Aw Underwriters
- TD Bank NA
- Trans World Ny Sub
- Coreslab Structures
- Cascades
- Greenfield Global
- Allied World Assurance
- Threshold Visitor Mgt Systems
- Birthright

**April 2024**

Sources: **Trade Partnership:** Goods exports (2023 data, 3/2024 release) and services exports (2022 data, 1/2024 release), calculated figures, based on U.S. Census Bureau and U.S. Bureau of Economic Analysis data at state and national levels. **Dun & Bradstreet:** Canadian-owned businesses (12/2023 release). Figures may not add up due to rounding. Produced by the Embassy of Canada in Washington, D.C.

# Florida's 1<sup>st</sup> district & Canada

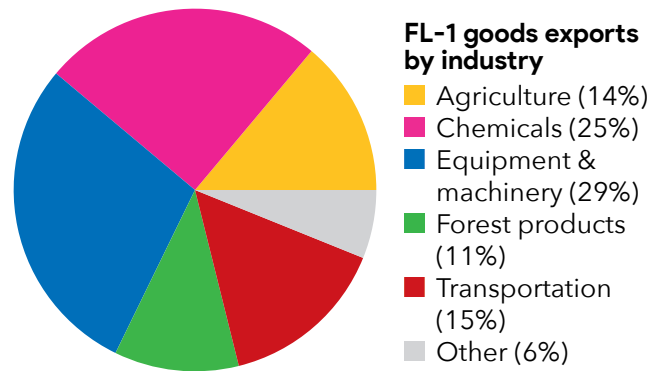
## An integrated economic & security partnership

4,700 people are employed at the 26 Canadian-owned businesses operating in FL-1

**FL-1**  
**exports \$219 million**  
 in goods to Canada annually

### Top FL-1 goods exports to Canada

■ Engines & turbines.....	\$50 million
■ Resins & Synthetic Fibers.....	\$26 million
■ Aerospace products & parts.....	\$23 million
■ Vegetables & Melons.....	\$23 million
■ Pulp & Paperboard Mill Products.....	\$23 million



**FL-1**  
**exports \$99 million**  
 in services to Canada annually

### Top FL-1 services exports to Canada

Travel (including for education).....	\$48 million
Business services.....	\$27 million
Charges for the use of intellectual property.....	\$14 million
Financial services.....	\$6 million
Maintenance & repair services.....	\$3 million

### Top Canadian-owned businesses in FL-1

- Securadyne Systems
- Circle K
- West Fraser
- AppRiver
- Pro Construction
- PC Specialists
- First Service Residential
- AtkinsRéalis
- Premier Salons
- Trans World Ny Sub

**April 2024**

Sources: **Trade Partnership:** Goods exports (2023 data, 3/2024 release) and services exports (2022 data, 1/2024 release), calculated figures, based on U.S. Census Bureau and U.S. Bureau of Economic Analysis data at state and national levels. **Dun & Bradstreet:** Canadian-owned businesses (12/2023 release). Figures may not add up due to rounding. Produced by the Embassy of Canada in Washington, D.C.

# Florida's 2<sup>nd</sup> district & Canada

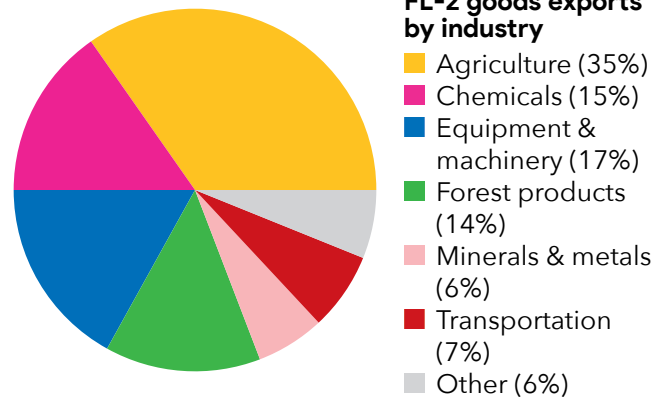
## An integrated economic & security partnership

1,360 people are employed at the 34 Canadian-owned businesses operating in FL-2

**FL-2**  
**exports \$207 million**  
 in goods to Canada annually

### Top FL-2 goods exports to Canada

Vegetables & Melons.....	\$48 million
Pulp & Paperboard Mill Products.....	\$26 million
Pesticides & Fertilizers.....	\$24 million
Fruits & Tree Nuts.....	\$11 million
Ships & Boats.....	\$10 million



**FL-2**  
**exports \$105 million**  
 in services to Canada annually

### Top FL-2 services exports to Canada

Travel (including for education).....	\$47 million
Business services.....	\$32 million
Charges for the use of intellectual property.....	\$11 million
Telecommunications, computer & information services	\$7 million
Insurance services.....	\$3 million

### Top Canadian-owned businesses in FL-2

- Gt Technologies I
- Rwb Florida
- Circle K
- AtkinsRéalisis
- Guardsmark
- Exp Energy Services
- WSP USA
- Bay Line Railroad
- Prbc
- Century Fire Protection

**April 2024**

Sources: **Trade Partnership:** Goods exports (2023 data, 3/2024 release) and services exports (2022 data, 1/2024 release), calculated figures, based on U.S. Census Bureau and U.S. Bureau of Economic Analysis data at state and national levels. **Dun & Bradstreet:** Canadian-owned businesses (12/2023 release). Figures may not add up due to rounding. Produced by the Embassy of Canada in Washington, D.C.

# Florida's 3<sup>rd</sup> district & Canada

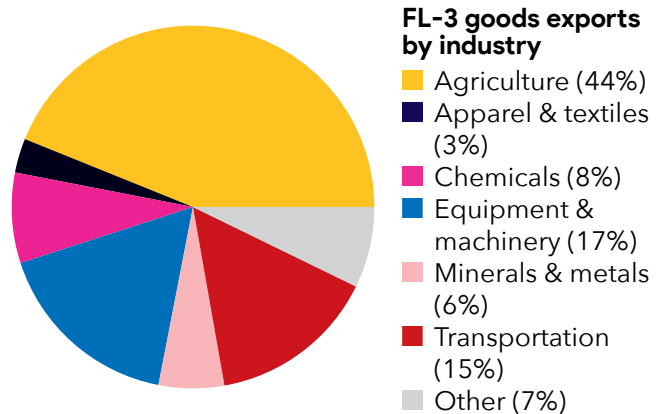
## An integrated economic & security partnership

1,840 people are employed at the 23 Canadian-owned businesses operating in FL-3

**FL-3**  
**exports \$324 million**  
 in goods to Canada annually

### Top FL-3 goods exports to Canada

Vegetables & Melons.....	\$80 million
Aerospace products & parts.....	\$21 million
Fruits & Tree Nuts.....	\$21 million
Navigational & measuring instruments.....	\$18 million
Pesticides & Fertilizers.....	\$18 million



**FL-3**  
**exports \$70 million**  
 in services to Canada annually

### Top FL-3 services exports to Canada

Travel (including for education).....	\$41 million
Business services.....	\$14 million
Charges for the use of intellectual property.....	\$8 million
Transport.....	\$2 million
Insurance services.....	\$2 million

### Top Canadian-owned businesses in FL-3

- Pcs Phosphate/White Springs
- Circle K
- WCA Waste Corporation
- TD Bank NA
- Wood Environmental Infrastructure Solutions
- Trans World Ny Sub
- Gerber Collision & Glass
- Avison Young
- PODS Enterprises
- Nutrien Ag Solutions

**April 2024**

Sources: **Trade Partnership:** Goods exports (2023 data, 3/2024 release) and services exports (2022 data, 1/2024 release), calculated figures, based on U.S. Census Bureau and U.S. Bureau of Economic Analysis data at state and national levels. **Dun & Bradstreet:** Canadian-owned businesses (12/2023 release). Figures may not add up due to rounding. Produced by the Embassy of Canada in Washington, D.C.



# Florida's 4<sup>th</sup> district & Canada

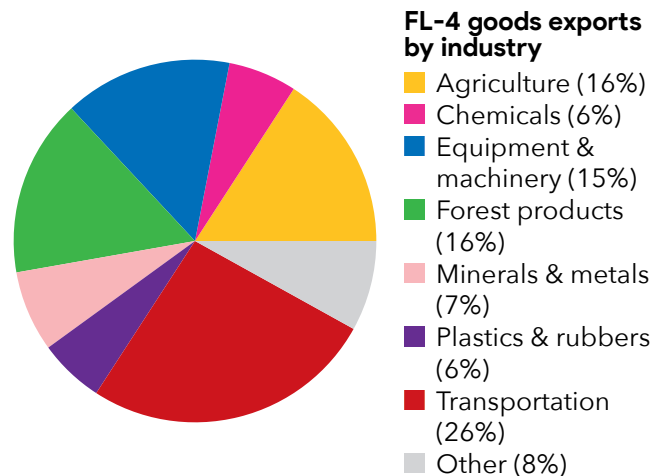
## An integrated economic & security partnership

1,470 people are employed at the 30 Canadian-owned businesses operating in FL-4

**FL-4**  
**exports \$228 million**  
 in goods to Canada annually

### Top FL-4 goods exports to Canada

■ Aerospace products & parts.....	\$47 million
■ Pulp & Paperboard Mill Products.....	\$31 million
■ Medical Equipment & Supplies.....	\$12 million
■ Vegetables & Melons.....	\$10 million
■ Soaps, Cleaning Agents & Toiletries.....	\$9 million



**FL-4**  
**exports \$106 million**  
 in services to Canada annually

### Top FL-4 services exports to Canada

Business services.....	\$36 million
Travel (including for education).....	\$27 million
Charges for the use of intellectual property.....	\$11 million
Insurance services.....	\$10 million
Financial services.....	\$9 million

### Top Canadian-owned businesses in FL-4

- Circle K
- Gilman Building Products
- Flash Foods
- West Fraser
- WSP USA
- TForce
- AMPORTS
- Roll Form Samuel Group
- QuadraMed
- Jsk

**April 2024**

Sources: **Trade Partnership:** Goods exports (2023 data, 3/2024 release) and services exports (2022 data, 1/2024 release), calculated figures, based on U.S. Census Bureau and U.S. Bureau of Economic Analysis data at state and national levels. **Dun & Bradstreet:** Canadian-owned businesses (12/2023 release). Figures may not add up due to rounding. Produced by the Embassy of Canada in Washington, D.C.

# Florida's 5<sup>th</sup> district & Canada

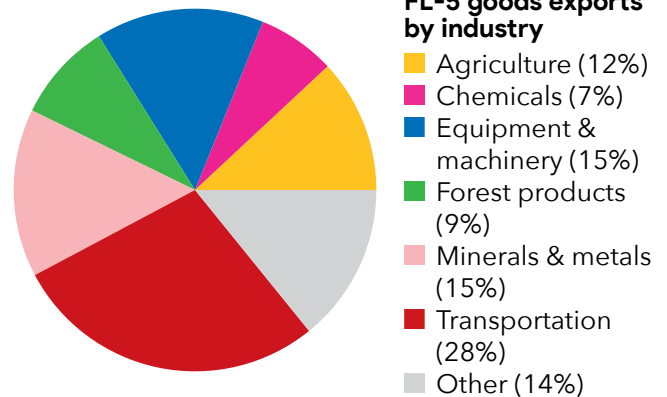
## An integrated economic & security partnership

1,980 people are employed at the 48 Canadian-owned businesses operating in FL-5

**FL-5**  
**exports \$199 million**  
 in goods to Canada annually

### Top FL-5 goods exports to Canada

■ Aerospace products & parts.....	\$48 million
■ Medical Equipment & Supplies.....	\$19 million
■ Pulp & Paperboard Mill Products.....	\$14 million
■ Iron, steel & ferroalloys.....	\$13 million
■ Marine products.....	\$12 million



**FL-5**  
**exports \$168 million**  
 in services to Canada annually

### Top FL-5 services exports to Canada

Business services.....	\$54 million
Travel (including for education).....	\$32 million
Charges for the use of intellectual property.....	\$26 million
Financial services.....	\$25 million
Insurance services.....	\$19 million

### Top Canadian-owned businesses in FL-5

- Circle K
- AMPORTS
- RailAmerica
- Fox Protective Service
- Atlas Railroad Construction
- Tampa Electric
- TD Bank NA
- Firehouse Restaurant Group
- Arnold Transportation
- Paul Davis Restoration

**April 2024**

Sources: **Trade Partnership:** Goods exports (2023 data, 3/2024 release) and services exports (2022 data, 1/2024 release), calculated figures, based on U.S. Census Bureau and U.S. Bureau of Economic Analysis data at state and national levels. **Dun & Bradstreet:** Canadian-owned businesses (12/2023 release). Figures may not add up due to rounding. Produced by the Embassy of Canada in Washington, D.C.

# Florida's 6<sup>th</sup> district & Canada

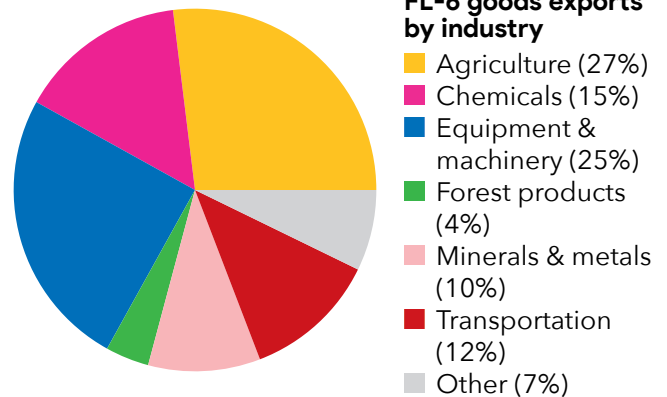
## An integrated economic & security partnership

1,060 people are employed at the 18 Canadian-owned businesses operating in FL-6

**FL-6**  
**exports \$223 million**  
 in goods to Canada annually

### Top FL-6 goods exports to Canada

■ Pesticides & Fertilizers.....	\$26 million
■ Vegetables & Melons.....	\$24 million
■ Electrical Equipment & Components.....	\$12 million
■ Navigational & measuring instruments.....	\$10 million
■ Greenhouse & Nursery Products.....	\$10 million



**FL-6**  
**exports \$64 million**  
 in services to Canada annually

### Top FL-6 services exports to Canada

Travel (including for education).....	\$38 million
Business services.....	\$15 million
Charges for the use of intellectual property.....	\$5 million
Financial services.....	\$1 million
Maintenance & repair services.....	\$1 million

### Top Canadian-owned businesses in FL-6

- Circle K
- Iatric Systems
- Premier Bathrooms Usa
- TD Bank NA
- Gerber Collision & Glass
- Service Experts
- Samuel, Son & Co
- TForce
- Nutrien Ag Solutions
- Tampa Electric

**April 2024**

Sources: **Trade Partnership:** Goods exports (2023 data, 3/2024 release) and services exports (2022 data, 1/2024 release), calculated figures, based on U.S. Census Bureau and U.S. Bureau of Economic Analysis data at state and national levels. **Dun & Bradstreet:** Canadian-owned businesses (12/2023 release). Figures may not add up due to rounding. Produced by the Embassy of Canada in Washington, D.C.

# Florida's 7<sup>th</sup> district & Canada

## An integrated economic & security partnership

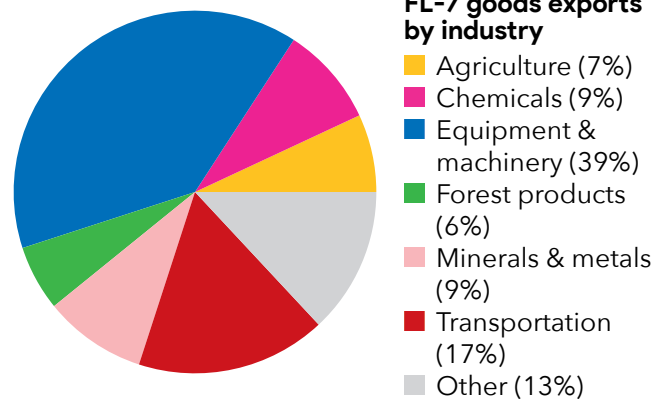
1,160 people are employed at the 37 Canadian-owned businesses operating in FL-7

### FL-7

**exports \$160 million**  
 in goods to Canada annually

#### Top FL-7 goods exports to Canada

■ Ships & Boats.....	\$19 million
■ Electrical equipment.....	\$13 million
■ Navigational & measuring instruments.....	\$11 million
■ Semiconductors & Components.....	\$11 million
■ Soaps, Cleaning Agents & Toiletries.....	\$9 million



### FL-7

**exports \$124 million**  
 in services to Canada annually

#### Top FL-7 services exports to Canada

Business services.....	\$50 million
Travel (including for education).....	\$23 million
Charges for the use of intellectual property.....	\$17 million
Insurance services.....	\$12 million
Telecommunications, computer & information services	\$8 million

#### Top Canadian-owned businesses in FL-7

- Circle K
- RailAmerica
- AW Solutions
- USFI
- Century Fire Protection
- Ashton Woods Homes
- First Service Residential
- BMO Harris Bank
- TD Bank NA
- Crum & Forster

#### April 2024

Sources: **Trade Partnership:** Goods exports (2023 data, 3/2024 release) and services exports (2022 data, 1/2024 release), calculated figures, based on U.S. Census Bureau and U.S. Bureau of Economic Analysis data at state and national levels. **Dun & Bradstreet:** Canadian-owned businesses (12/2023 release). Figures may not add up due to rounding. Produced by the Embassy of Canada in Washington, D.C.

# Florida's 8<sup>th</sup> district & Canada

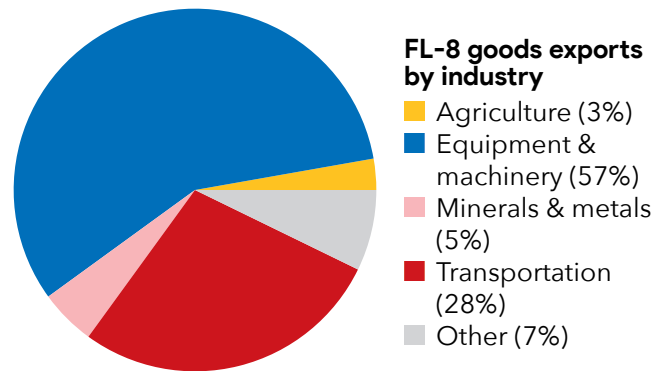
## An integrated economic & security partnership

700 people are employed at the 22 Canadian-owned businesses operating in FL-8

**FL-8**  
**exports \$442 million**  
 in goods to Canada annually

### Top FL-8 goods exports to Canada

- Aerospace products & parts.....\$111 million
- Semiconductors & Components..... \$98 million
- Navigational & measuring instruments..... \$71 million
- Communications Equipment..... \$24 million
- Computer Equipment.....\$23 million



**FL-8**  
**exports \$85 million**  
 in services to Canada annually

### Top FL-8 services exports to Canada

- Business services..... \$30 million
- Travel (including for education)..... \$29 million
- Charges for the use of intellectual property..... \$17 million
- Transport..... \$3 million
- Insurance services..... \$2 million

### Top Canadian-owned businesses in FL-8

- Circle K
- TD Bank NA
- RBC
- Enghouse Interactive
- Boyd Group
- Wood Environmental Infrastructure Solutions
- WSP USA
- AtkinsRéalis
- Trans World Ny Sub
- RailAmerica

**April 2024**

Sources: **Trade Partnership:** Goods exports (2023 data, 3/2024 release) and services exports (2022 data, 1/2024 release), calculated figures, based on U.S. Census Bureau and U.S. Bureau of Economic Analysis data at state and national levels. **Dun & Bradstreet:** Canadian-owned businesses (12/2023 release). Figures may not add up due to rounding. Produced by the Embassy of Canada in Washington, D.C.

# Florida's 9<sup>th</sup> district & Canada

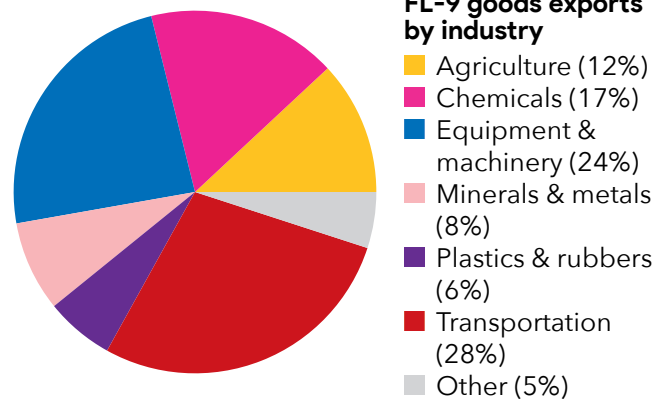
## An integrated economic & security partnership

710 people are employed at the 26 Canadian-owned businesses operating in FL-9

**FL-9**  
**exports \$75 million**  
 in goods to Canada annually

### Top FL-9 goods exports to Canada

■ Aerospace products & parts.....	\$15 million
■ Pesticides & Fertilizers.....	\$6 million
■ Agricultural & construction machinery.....	\$5 million
■ Plastics Products.....	\$4 million
■ Navigational & measuring instruments.....	\$4 million



**FL-9**  
**exports \$147 million**  
 in services to Canada annually

### Top FL-9 services exports to Canada

Travel (including for education).....	\$88 million
Business services.....	\$30 million
Charges for the use of intellectual property.....	\$13 million
Transport.....	\$10 million
Telecommunications, computer & information services	\$2 million

### Top Canadian-owned businesses in FL-9

- Jed Landfill
- Circle K
- Quantem Aviation Services
- PCL Construction
- WCA Waste Corporation
- Dare Foods
- TD Bank NA
- Orlando Cc Hotel Lp
- Dayton Superior
- PODS Enterprises

**April 2024**

Sources: **Trade Partnership:** Goods exports (2023 data, 3/2024 release) and services exports (2022 data, 1/2024 release), calculated figures, based on U.S. Census Bureau and U.S. Bureau of Economic Analysis data at state and national levels. **Dun & Bradstreet:** Canadian-owned businesses (12/2023 release). Figures may not add up due to rounding. Produced by the Embassy of Canada in Washington, D.C.

# Florida's 10<sup>th</sup> district & Canada

## An integrated economic & security partnership

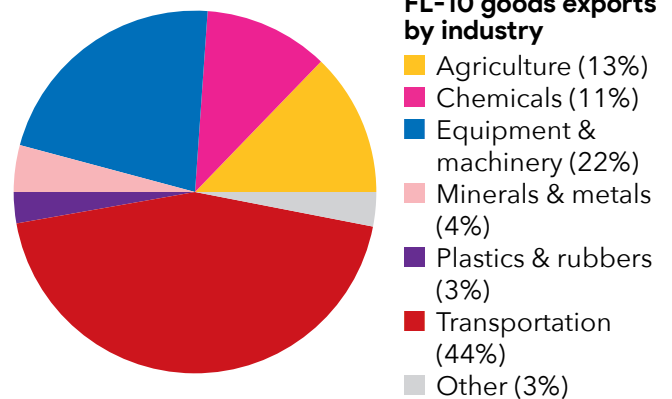
2,220 people are employed at the 55 Canadian-owned businesses operating in FL-10

### FL-10

**exports \$255 million**  
 in goods to Canada annually

#### Top FL-10 goods exports to Canada

■ Aerospace products & parts.....	\$98 million
■ Navigational & measuring instruments.....	\$13 million
■ Agricultural & construction machinery.....	\$12 million
■ Pesticides & Fertilizers.....	\$12 million
■ Pharmaceuticals & Medicines.....	\$10 million



### FL-10

**exports \$363 million**  
 in services to Canada annually

#### Top FL-10 services exports to Canada

Travel (including for education).....	\$168 million
Business services.....	\$102 million
Charges for the use of intellectual property.....	\$40 million
Transport.....	\$29 million
Telecommunications, computer & information services	\$9 million

#### Top Canadian-owned businesses in FL-10

- AtkinsRéalis
- Fox Protective Service
- Guardsmark
- US Security Associates
- Circle K
- CIBC
- Allegiance Security Group
- Exp Us Services
- Stantec
- Ripley Entertainment

**April 2024**

Sources: **Trade Partnership:** Goods exports (2023 data, 3/2024 release) and services exports (2022 data, 1/2024 release), calculated figures, based on U.S. Census Bureau and U.S. Bureau of Economic Analysis data at state and national levels. **Dun & Bradstreet:** Canadian-owned businesses (12/2023 release). Figures may not add up due to rounding. Produced by the Embassy of Canada in Washington, D.C.

# Florida's 11<sup>th</sup> district & Canada

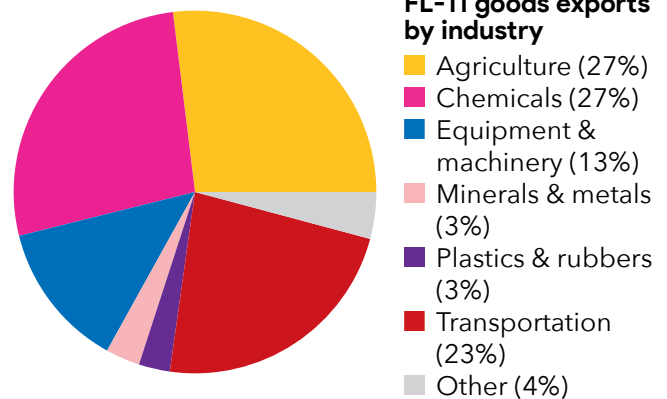
## An integrated economic & security partnership

960 people are employed at the 25 Canadian-owned businesses operating in FL-11

**FL-11**  
**exports \$159 million**  
 in goods to Canada annually

### Top FL-11 goods exports to Canada

■ Pesticides & Fertilizers.....	\$37 million
■ Aerospace products & parts.....	\$35 million
■ Fruits & Tree Nuts.....	\$10 million
■ Preserves & Specialty Foods.....	\$9 million
■ Vegetables & Melons.....	\$9 million



**FL-11**  
**exports \$86 million**  
 in services to Canada annually

### Top FL-11 services exports to Canada

Travel (including for education).....	\$40 million
Business services.....	\$27 million
Charges for the use of intellectual property.....	\$10 million
Financial services.....	\$3 million
Telecommunications, computer & information services	\$2 million

### Top Canadian-owned businesses in FL-11

- Circle K
- Cirque Du Soleil
- AtkinsRéalis
- TForce
- Tampa Electric
- Ucc Group
- Bruce Jensen Nurseries
- Waste Connections
- Motor Coach Industries
- Gerber Collision & Glass

**April 2024**

Sources: **Trade Partnership:** Goods exports (2023 data, 3/2024 release) and services exports (2022 data, 1/2024 release), calculated figures, based on U.S. Census Bureau and U.S. Bureau of Economic Analysis data at state and national levels. **Dun & Bradstreet:** Canadian-owned businesses (12/2023 release). Figures may not add up due to rounding. Produced by the Embassy of Canada in Washington, D.C.



# Florida's 12<sup>th</sup> district & Canada

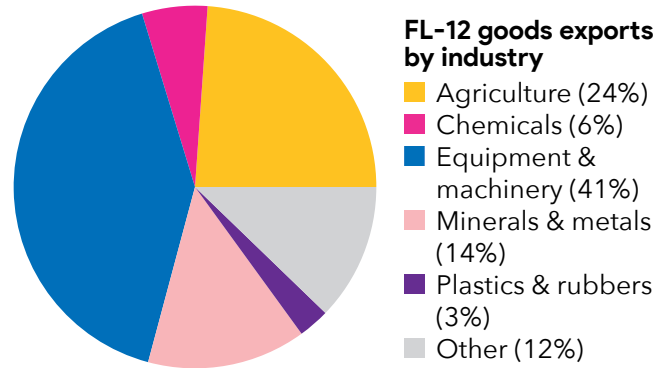
## An integrated economic & security partnership

390 people are employed at the 14 Canadian-owned businesses operating in FL-12

**FL-12**  
**exports \$78 million**  
 in goods to Canada annually

### Top FL-12 goods exports to Canada

■ Fruits & Tree Nuts.....	\$7 million
■ HVAC & Refrigeration Equipment.....	\$6 million
■ Engines & turbines.....	\$5 million
■ Nonferrous metal products.....	\$5 million
■ Vegetables & Melons.....	\$4 million



**FL-12**  
**exports \$45 million**  
 in services to Canada annually

### Top FL-12 services exports to Canada

Travel (including for education).....	\$25 million
Business services.....	\$13 million
Charges for the use of intellectual property.....	\$4 million
Maintenance & repair services.....	\$1 million
Insurance services.....	\$581,938

### Top Canadian-owned businesses in FL-12

- Circle K
- Waste Connections
- TD Bank NA
- Torch Lms
- WSP USA
- PODS Enterprises
- Trans World Ny Sub
- World Woods Corporation
- Master Collision Repair
- US Security Associates

**April 2024**

Sources: **Trade Partnership:** Goods exports (2023 data, 3/2024 release) and services exports (2022 data, 1/2024 release), calculated figures, based on U.S. Census Bureau and U.S. Bureau of Economic Analysis data at state and national levels. **Dun & Bradstreet:** Canadian-owned businesses (12/2023 release). Figures may not add up due to rounding. Produced by the Embassy of Canada in Washington, D.C.

# Florida's 13<sup>th</sup> district & Canada

## An integrated economic & security partnership

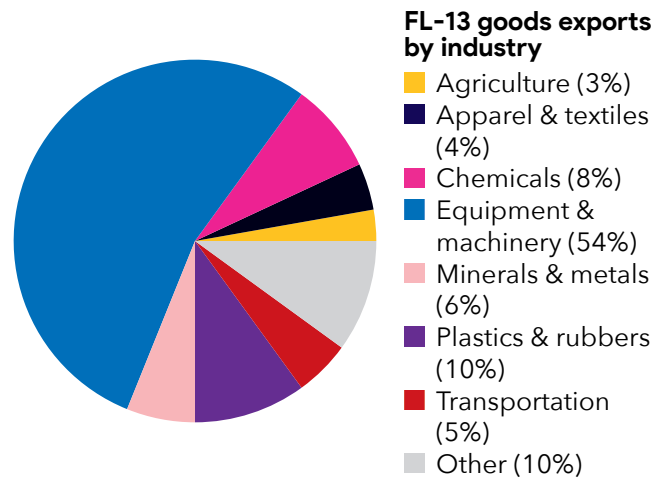
1,140 people are employed at the 41 Canadian-owned businesses operating in FL-13

### FL-13

**exports \$344 million**  
 in goods to Canada annually

#### Top FL-13 goods exports to Canada

■ Navigational & measuring instruments.....	\$34 million
■ Communications Equipment.....	\$28 million
■ Electrical equipment.....	\$27 million
■ Semiconductors & Components.....	\$27 million
■ Medical Equipment & Supplies.....	\$27 million



### FL-13

**exports \$148 million**  
 in services to Canada annually

#### Top FL-13 services exports to Canada

Business services.....	\$58 million
Travel (including for education).....	\$45 million
Charges for the use of intellectual property.....	\$19 million
Insurance services.....	\$12 million
Financial services.....	\$9 million

#### Top Canadian-owned businesses in FL-13

- Bausch + Lomb
- Waste Connections
- Green Owl Pharms
- Circle K
- Commercial Fire Communications
- Integrated Dealer Systems
- First Service Residential
- Trans World Ny Sub
- TD Bank NA
- 24-7 Intouch

**April 2024**

Sources: **Trade Partnership:** Goods exports (2023 data, 3/2024 release) and services exports (2022 data, 1/2024 release), calculated figures, based on U.S. Census Bureau and U.S. Bureau of Economic Analysis data at state and national levels. **Dun & Bradstreet:** Canadian-owned businesses (12/2023 release). Figures may not add up due to rounding. Produced by the Embassy of Canada in Washington, D.C.

# Florida's 14<sup>th</sup> district & Canada

## An integrated economic & security partnership

9,910 people are employed at the 81 Canadian-owned businesses operating in FL-14

### FL-14

**exports \$256 million**  
 in goods to Canada annually

#### Top FL-14 goods exports to Canada

■ Pesticides & Fertilizers.....	\$52 million
■ Marine products.....	\$50 million
■ Nonferrous metal products.....	\$27 million
■ Vegetables & Melons.....	\$17 million
■ Medical Equipment & Supplies.....	\$10 million



**FL-14 goods exports by industry**

- Agriculture (32%)
- Chemicals (25%)
- Equipment & machinery (13%)
- Minerals & metals (15%)
- Plastics & rubbers (3%)
- Other (12%)

### FL-14

**exports \$190 million**  
 in services to Canada annually

#### Top FL-14 services exports to Canada

Business services.....	\$81 million
Travel (including for education).....	\$31 million
Charges for the use of intellectual property.....	\$29 million
Insurance services.....	\$26 million
Financial services.....	\$12 million

#### Top Canadian-owned businesses in FL-14

- Peoples Gas
- TECO Energy
- Tampa Electric
- AtkinsRéalis
- PODS Enterprises
- CAE USA
- Fox Protective Service
- Chemplast International
- Circle K
- US Security Associates

#### April 2024

Sources: **Trade Partnership:** Goods exports (2023 data, 3/2024 release) and services exports (2022 data, 1/2024 release), calculated figures, based on U.S. Census Bureau and U.S. Bureau of Economic Analysis data at state and national levels. **Dun & Bradstreet:** Canadian-owned businesses (12/2023 release). Figures may not add up due to rounding. Produced by the Embassy of Canada in Washington, D.C.

# Florida's 15<sup>th</sup> district & Canada

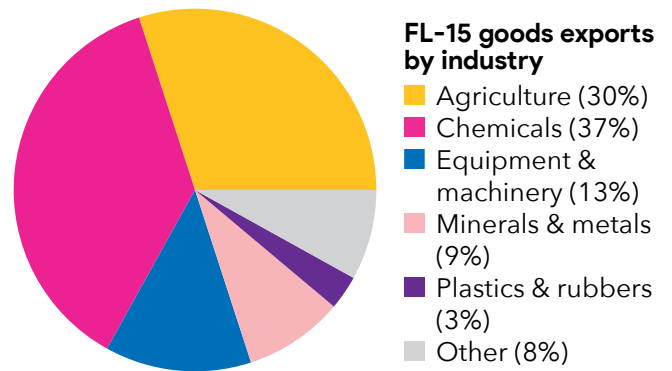
## An integrated economic & security partnership

780 people are employed at the 36 Canadian-owned businesses operating in FL-15

**FL-15**  
**exports \$211 million**  
 in goods to Canada annually

### Top FL-15 goods exports to Canada

■ Pesticides & Fertilizers.....	\$68 million
■ Vegetables & Melons.....	\$35 million
■ Electrical equipment.....	\$13 million
■ Marine products.....	\$7 million
■ Fruits & Tree Nuts.....	\$6 million



**FL-15**  
**exports \$119 million**  
 in services to Canada annually

### Top FL-15 services exports to Canada

Business services.....	\$47 million
Travel (including for education).....	\$25 million
Insurance services.....	\$18 million
Charges for the use of intellectual property.....	\$16 million
Financial services.....	\$6 million

### Top Canadian-owned businesses in FL-15

- Circle K
- Stantec
- Bausch + Lomb
- Mitel
- Car Wash Partners
- Elogic Learning
- TD Bank NA
- Trans World Ny Sub
- Master Collision Repair
- Gerber Collision & Glass

**April 2024**

Sources: **Trade Partnership:** Goods exports (2023 data, 3/2024 release) and services exports (2022 data, 1/2024 release), calculated figures, based on U.S. Census Bureau and U.S. Bureau of Economic Analysis data at state and national levels. **Dun & Bradstreet:** Canadian-owned businesses (12/2023 release). Figures may not add up due to rounding. Produced by the Embassy of Canada in Washington, D.C.

# Florida's 16<sup>th</sup> district & Canada

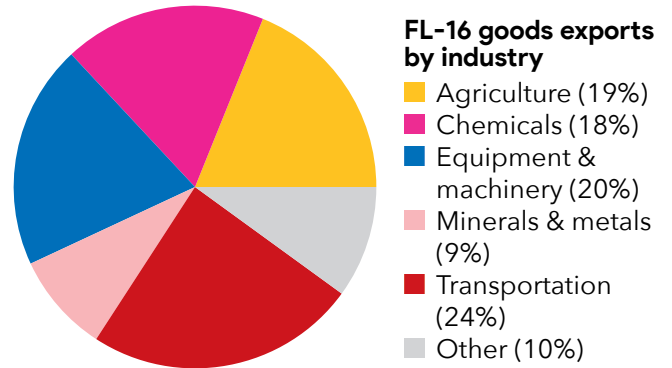
## An integrated economic & security partnership

760 people are employed at the 34 Canadian-owned businesses operating in FL-16

**FL-16**  
**exports \$182 million**  
 in goods to Canada annually

### Top FL-16 goods exports to Canada

■ Pesticides & Fertilizers.....	\$28 million
■ Electrical equipment.....	\$15 million
■ Vegetables & Melons.....	\$14 million
■ Preserves & Specialty Foods.....	\$13 million
■ Aerospace products & parts.....	\$12 million



**FL-16**  
**exports \$86 million**  
 in services to Canada annually

### Top FL-16 services exports to Canada

Business services.....	\$30 million
Travel (including for education).....	\$27 million
Charges for the use of intellectual property.....	\$11 million
Insurance services.....	\$9 million
Financial services.....	\$3 million

### Top Canadian-owned businesses in FL-16

- Circle K
- US Security Associates
- BMO Harris Bank
- Waste Connections
- Xcira
- Trans World Ny Sub
- Gerber Collision & Glass
- Clublink
- PODS Enterprises
- Service Experts

**April 2024**

Sources: **Trade Partnership:** Goods exports (2023 data, 3/2024 release) and services exports (2022 data, 1/2024 release), calculated figures, based on U.S. Census Bureau and U.S. Bureau of Economic Analysis data at state and national levels. **Dun & Bradstreet:** Canadian-owned businesses (12/2023 release). Figures may not add up due to rounding. Produced by the Embassy of Canada in Washington, D.C.

# Florida's 17<sup>th</sup> district & Canada

## An integrated economic & security partnership

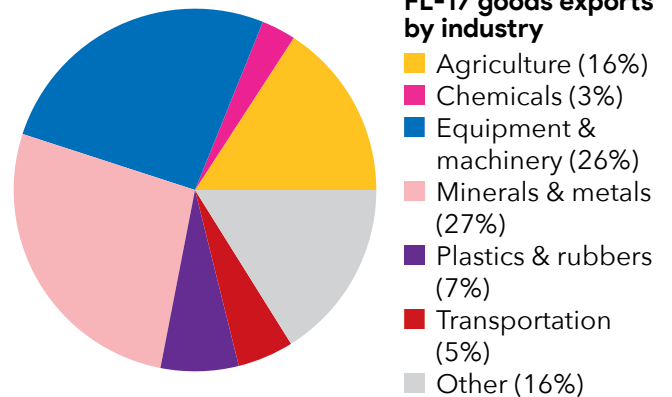
1,380 people are employed at the 37 Canadian-owned businesses operating in FL-17

### FL-17

**exports \$90 million**  
 in goods to Canada annually

#### Top FL-17 goods exports to Canada

■ Marine products.....	\$9 million
■ Medical Equipment & Supplies.....	\$7 million
■ Plastics Products.....	\$6 million
■ Navigational & measuring instruments.....	\$4 million
■ Architectural & structural metals.....	\$4 million



### FL-17

**exports \$81 million**  
 in services to Canada annually

#### Top FL-17 services exports to Canada

Travel (including for education).....	\$33 million
Business services.....	\$28 million
Charges for the use of intellectual property.....	\$9 million
Financial services.....	\$5 million
Maintenance & repair services.....	\$3 million

#### Top Canadian-owned businesses in FL-17

- Zenith Insurance Company
- Star2Star Communications
- Circle K
- CAE Healthcare
- US Security Associates
- Stantec
- Ccx Holdings
- BMO Harris Bank
- Calpac
- Trans World Ny Sub

#### April 2024

Sources: **Trade Partnership:** Goods exports (2023 data, 3/2024 release) and services exports (2022 data, 1/2024 release), calculated figures, based on U.S. Census Bureau and U.S. Bureau of Economic Analysis data at state and national levels. **Dun & Bradstreet:** Canadian-owned businesses (12/2023 release). Figures may not add up due to rounding. Produced by the Embassy of Canada in Washington, D.C.

# Florida's 18<sup>th</sup> district & Canada

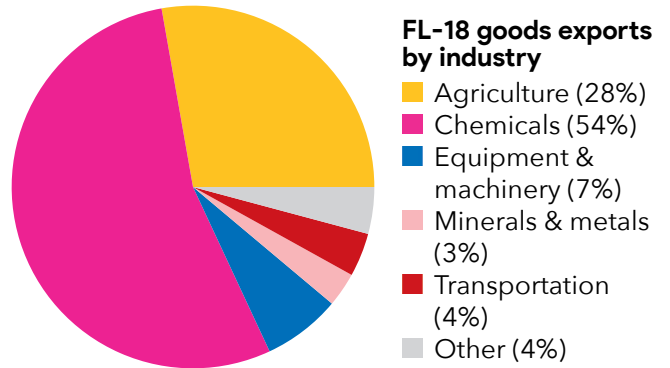
## An integrated economic & security partnership

820 people are employed at the 22 Canadian-owned businesses operating in FL-18

**FL-18**  
**exports \$497 million**  
 in goods to Canada annually

### Top FL-18 goods exports to Canada

■ Pesticides & Fertilizers.....	\$257 million
■ Fruits & Tree Nuts.....	\$46 million
■ Vegetables & Melons.....	\$24 million
■ Preserves & Specialty Foods.....	\$22 million
■ Motor Vehicle Parts.....	\$11 million



**FL-18**  
**exports \$51 million**  
 in services to Canada annually

### Top FL-18 services exports to Canada

Travel (including for education).....	\$17 million
Business services.....	\$13 million
Insurance services.....	\$7 million
Charges for the use of intellectual property.....	\$5 million
Transport.....	\$4 million

### Top Canadian-owned businesses in FL-18

- Circle K
- Waste Connections
- Chandler Signs
- US Security Associates
- Tropic Oil
- Wood Environmental Infrastructure Solutions
- Nutrien Ag Solutions
- Trans World Ny Sub
- Pinworx Bowling Intl
- PODS Enterprises

**April 2024**

Sources: **Trade Partnership:** Goods exports (2023 data, 3/2024 release) and services exports (2022 data, 1/2024 release), calculated figures, based on U.S. Census Bureau and U.S. Bureau of Economic Analysis data at state and national levels. **Dun & Bradstreet:** Canadian-owned businesses (12/2023 release). Figures may not add up due to rounding. Produced by the Embassy of Canada in Washington, D.C.

# Florida's 19<sup>th</sup> district & Canada

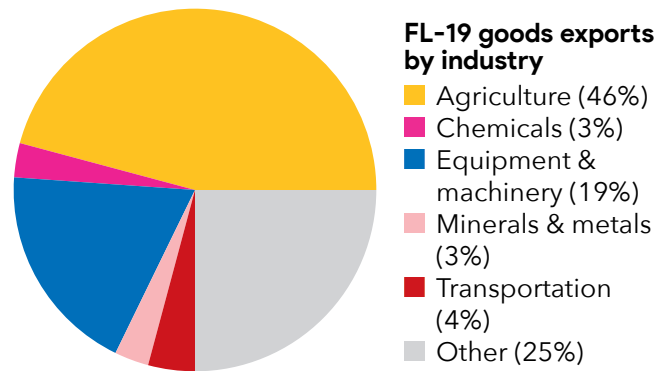
## An integrated economic & security partnership

940 people are employed at the 41 Canadian-owned businesses operating in FL-19

**FL-19**  
**exports \$113 million**  
 in goods to Canada annually

### Top FL-19 goods exports to Canada

■ Marine products.....	\$48 million
■ Medical Equipment & Supplies.....	\$20 million
■ Electrical Equipment & Components.....	\$5 million
■ Ships & Boats.....	\$2 million
■ Metalworking Machinery.....	\$2 million



**FL-19**  
**exports \$126 million**  
 in services to Canada annually

### Top FL-19 services exports to Canada

Travel (including for education).....	\$60 million
Business services.....	\$45 million
Charges for the use of intellectual property.....	\$10 million
Financial services.....	\$5 million
Maintenance & repair services.....	\$3 million

### Top Canadian-owned businesses in FL-19

- Circle K
- Waste Connections
- MWH Americas
- AtkinsRéalis
- BMO Harris Bank
- Stantec
- Gerber Collision & Glass
- Colliers International
- Richelieu Hardware
- Service Experts

**April 2024**

Sources: **Trade Partnership:** Goods exports (2023 data, 3/2024 release) and services exports (2022 data, 1/2024 release), calculated figures, based on U.S. Census Bureau and U.S. Bureau of Economic Analysis data at state and national levels. **Dun & Bradstreet:** Canadian-owned businesses (12/2023 release). Figures may not add up due to rounding. Produced by the Embassy of Canada in Washington, D.C.



# Florida's 20<sup>th</sup> district & Canada

## An integrated economic & security partnership

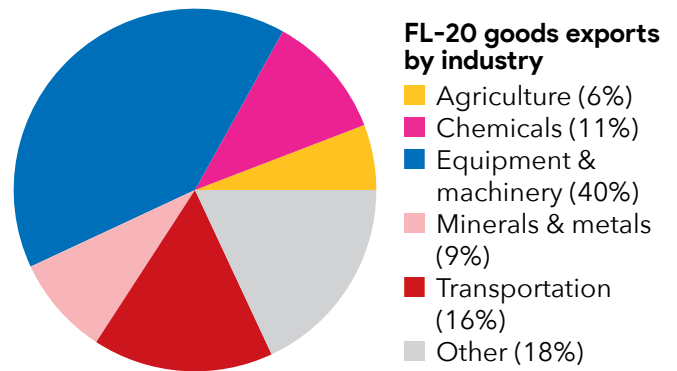
1,360 people are employed at the 53 Canadian-owned businesses operating in FL-20

### FL-20

**exports \$99 million**  
 in goods to Canada annually

#### Top FL-20 goods exports to Canada

■ Aerospace products & parts.....	\$14 million
■ Engines & turbines.....	\$11 million
■ Medical Equipment & Supplies.....	\$10 million
■ Pharmaceuticals & Medicines.....	\$9 million
■ Communications Equipment.....	\$7 million



### FL-20

**exports \$126 million**  
 in services to Canada annually

#### Top FL-20 services exports to Canada

Business services.....	\$44 million
Travel (including for education).....	\$24 million
Charges for the use of intellectual property.....	\$16 million
Transport.....	\$16 million
Insurance services.....	\$10 million

#### Top Canadian-owned businesses in FL-20

- AMPORTS
- Guardsmark
- Woodlands Country Club
- Century Fire Protection
- US Security Associates
- Mvp Group
- TD Bank NA
- Bio Bubble Pets
- RBC
- AtkinsRéalis

#### April 2024

Sources: **Trade Partnership:** Goods exports (2023 data, 3/2024 release) and services exports (2022 data, 1/2024 release), calculated figures, based on U.S. Census Bureau and U.S. Bureau of Economic Analysis data at state and national levels. **Dun & Bradstreet:** Canadian-owned businesses (12/2023 release). Figures may not add up due to rounding. Produced by the Embassy of Canada in Washington, D.C.

# Florida's 21<sup>st</sup> district & Canada

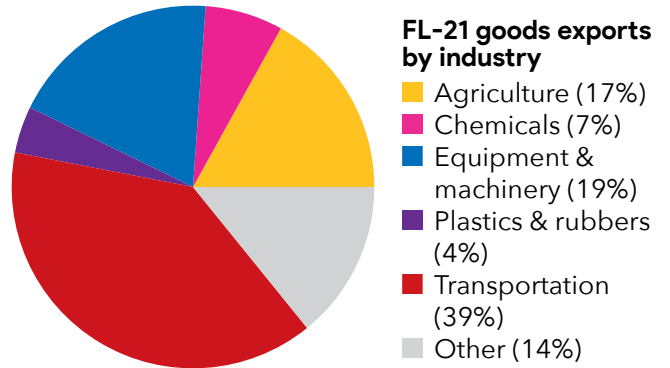
## An integrated economic & security partnership

760 people are employed at the 35 Canadian-owned businesses operating in FL-21

**FL-21**  
**exports \$152 million**  
 in goods to Canada annually

### Top FL-21 goods exports to Canada

■ Aerospace products & parts.....	\$35 million
■ Ships & Boats.....	\$21 million
■ Engines & turbines.....	\$12 million
■ Vegetables & Melons.....	\$8 million
■ Preserves & Specialty Foods.....	\$6 million



**FL-21**  
**exports \$89 million**  
 in services to Canada annually

### Top FL-21 services exports to Canada

Business services.....	\$34 million
Travel (including for education).....	\$32 million
Charges for the use of intellectual property.....	\$9 million
Financial services.....	\$8 million
Maintenance & repair services.....	\$3 million

### Top Canadian-owned businesses in FL-21

- Circle K
- TD Bank NA
- Tdi Golf
- First Service Residential
- Sandcastle Centers
- RailAmerica
- Bristol Management Svcs
- AtkinsRéalis
- Perry Baromedical Corporation
- Trans World Ny Sub

**April 2024**

Sources: **Trade Partnership:** Goods exports (2023 data, 3/2024 release) and services exports (2022 data, 1/2024 release), calculated figures, based on U.S. Census Bureau and U.S. Bureau of Economic Analysis data at state and national levels. **Dun & Bradstreet:** Canadian-owned businesses (12/2023 release). Figures may not add up due to rounding. Produced by the Embassy of Canada in Washington, D.C.

# Florida's 22<sup>nd</sup> district & Canada

## An integrated economic & security partnership

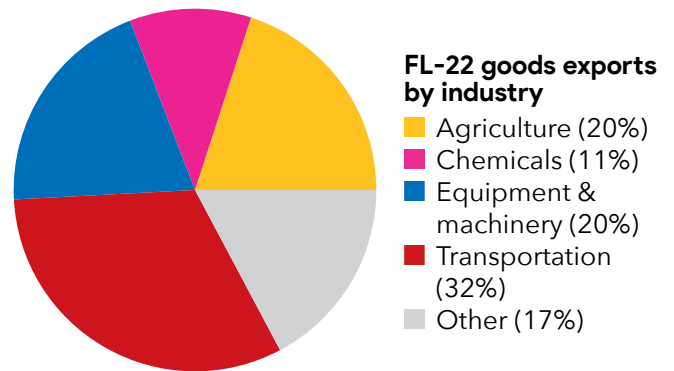
390 people are employed at the 30 Canadian-owned businesses operating in FL-22

### FL-22

**exports \$65 million**  
 in goods to Canada annually

#### Top FL-22 goods exports to Canada

- Aerospace products & parts..... \$21 million
- Sugar & Confectionery Products..... \$5 million
- Engines & turbines..... \$4 million
- Medical Equipment & Supplies..... \$4 million
- Soaps, Cleaning Agents & Toiletries..... \$4 million



### FL-22

**exports \$111 million**  
 in services to Canada annually

#### Top FL-22 services exports to Canada

- Business services..... \$45 million
- Travel (including for education)..... \$36 million
- Charges for the use of intellectual property..... \$13 million
- Financial services..... \$10 million
- Insurance services..... \$2 million

#### Top Canadian-owned businesses in FL-22

- US Sample
- TD Bank NA
- Circle K
- American Apparel
- Saletex Usa
- Premier Salons
- Prime Management Group
- Aldo
- MWH Americas
- Sobeys Produce

#### April 2024

Sources: **Trade Partnership:** Goods exports (2023 data, 3/2024 release) and services exports (2022 data, 1/2024 release), calculated figures, based on U.S. Census Bureau and U.S. Bureau of Economic Analysis data at state and national levels. **Dun & Bradstreet:** Canadian-owned businesses (12/2023 release). Figures may not add up due to rounding. Produced by the Embassy of Canada in Washington, D.C.

# Florida's 23<sup>rd</sup> district & Canada

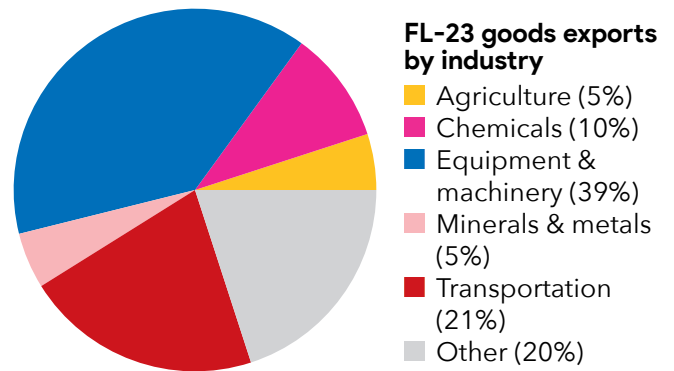
## An integrated economic & security partnership

1,160 people are employed at the 65 Canadian-owned businesses operating in FL-23

**FL-23**  
**exports \$132 million**  
 in goods to Canada annually

### Top FL-23 goods exports to Canada

■ Aerospace products & parts.....	\$24 million
■ Medical Equipment & Supplies.....	\$15 million
■ Engines & turbines.....	\$12 million
■ Pharmaceuticals & Medicines.....	\$10 million
■ Communications Equipment.....	\$8 million



**FL-23**  
**exports \$200 million**  
 in services to Canada annually

### Top FL-23 services exports to Canada

Business services.....	\$82 million
Travel (including for education).....	\$41 million
Charges for the use of intellectual property.....	\$27 million
Financial services.....	\$13 million
Insurance services.....	\$12 million

### Top Canadian-owned businesses in FL-23

- TD Bank NA
- Waste Connections
- Visually
- TForce
- Chateau Bodywear
- Minto Communities
- Mitel
- Kahala Brands
- Prime Management Group
- MWH Americas

**April 2024**

Sources: **Trade Partnership:** Goods exports (2023 data, 3/2024 release) and services exports (2022 data, 1/2024 release), calculated figures, based on U.S. Census Bureau and U.S. Bureau of Economic Analysis data at state and national levels. **Dun & Bradstreet:** Canadian-owned businesses (12/2023 release). Figures may not add up due to rounding. Produced by the Embassy of Canada in Washington, D.C.

# Florida's 24<sup>th</sup> district & Canada

## An integrated economic & security partnership

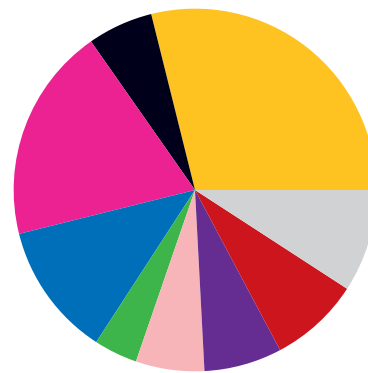
1,830 people are employed at the 43 Canadian-owned businesses operating in FL-24

### FL-24

**exports \$86 million**  
 in goods to Canada annually

#### Top FL-24 goods exports to Canada

Soaps, Cleaning Agents & Toiletries.....	\$10 million
Fruits & Tree Nuts.....	\$9 million
Pharmaceuticals & Medicines.....	\$5 million
Plastics Products.....	\$5 million
Motor Vehicle Parts.....	\$3 million



**FL-24 goods exports by industry**

- Agriculture (29%)
- Apparel & textiles (6%)
- Chemicals (19%)
- Equipment & machinery (12%)
- Forest products (4%)
- Minerals & metals (6%)
- Plastics & rubbers (7%)
- Transportation (8%)
- Other (9%)

### FL-24

**exports \$183 million**  
 in services to Canada annually

#### Top FL-24 services exports to Canada

Business services.....	\$63 million
Travel (including for education).....	\$54 million
Transport.....	\$20 million
Charges for the use of intellectual property.....	\$19 million
Financial services.....	\$13 million

#### Top Canadian-owned businesses in FL-24

- SMG Holdings
- Waste Connections
- Cogeco
- Burger King
- US Security Associates
- TD Bank NA
- Regional One
- Aldo
- Solotech
- Chemo Agriculture

#### April 2024

Sources: **Trade Partnership:** Goods exports (2023 data, 3/2024 release) and services exports (2022 data, 1/2024 release), calculated figures, based on U.S. Census Bureau and U.S. Bureau of Economic Analysis data at state and national levels. **Dun & Bradstreet:** Canadian-owned businesses (12/2023 release). Figures may not add up due to rounding. Produced by the Embassy of Canada in Washington, D.C.

# Florida's 25<sup>th</sup> district & Canada

## An integrated economic & security partnership

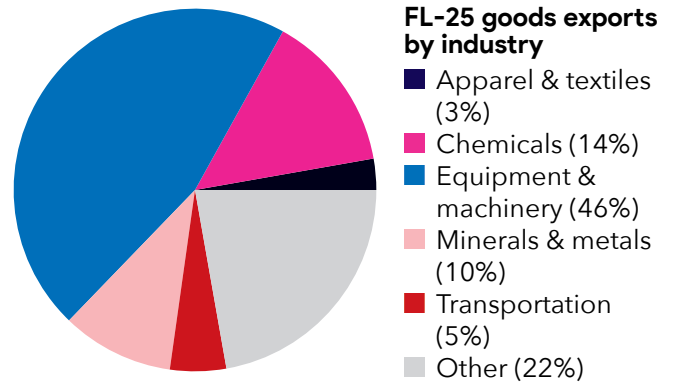
1,380 people are employed at the 58 Canadian-owned businesses operating in FL-25

### FL-25

**exports \$64 million**  
 in goods to Canada annually

#### Top FL-25 goods exports to Canada

Medical Equipment & Supplies.....	\$8 million
Audio & Video Equipment.....	\$8 million
Pharmaceuticals & Medicines.....	\$8 million
Engines & turbines.....	\$7 million
Communications Equipment.....	\$4 million



### FL-25

**exports \$122 million**  
 in services to Canada annually

#### Top FL-25 services exports to Canada

Business services.....	\$45 million
Transport.....	\$20 million
Travel (including for education).....	\$19 million
Charges for the use of intellectual property.....	\$16 million
Insurance services.....	\$9 million

#### Top Canadian-owned businesses in FL-25

- First Service Residential
- Luke Brothers Landscape Svcs
- Aqua-Shield
- Learjet
- Gulfstream Park Racing
- Mircom Technologies Ltd
- TD Bank NA
- Emphasys Cmpt Solutions
- Network Innovations
- Firstservice Residential

#### April 2024

Sources: **Trade Partnership:** Goods exports (2023 data, 3/2024 release) and services exports (2022 data, 1/2024 release), calculated figures, based on U.S. Census Bureau and U.S. Bureau of Economic Analysis data at state and national levels. **Dun & Bradstreet:** Canadian-owned businesses (12/2023 release). Figures may not add up due to rounding. Produced by the Embassy of Canada in Washington, D.C.

# Florida's 26<sup>th</sup> district & Canada

## An integrated economic & security partnership

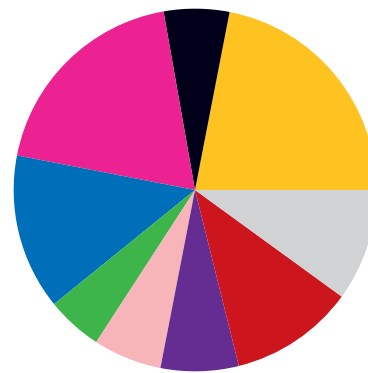
3,460 people are employed at the 53 Canadian-owned businesses operating in FL-26

### FL-26

**exports \$84 million**  
 in goods to Canada annually

#### Top FL-26 goods exports to Canada

Soaps, Cleaning Agents & Toiletries.....	\$11 million
Pharmaceuticals & Medicines.....	\$5 million
Plastics Products.....	\$4 million
Motor Vehicle Parts.....	\$3 million
Converted Paper Products.....	\$3 million



**FL-26 goods exports by industry**

- Agriculture (22%)
- Apparel & textiles (6%)
- Chemicals (19%)
- Equipment & machinery (14%)
- Forest products (5%)
- Minerals & metals (6%)
- Plastics & rubbers (7%)
- Transportation (11%)
- Other (10%)

### FL-26

**exports \$135 million**  
 in services to Canada annually

#### Top FL-26 services exports to Canada

Transport.....	\$52 million
Business services.....	\$33 million
Travel (including for education).....	\$26 million
Charges for the use of intellectual property.....	\$10 million
Financial services.....	\$5 million

#### Top Canadian-owned businesses in FL-26

- DentaQuest
- RailAmerica
- Coreslab Structures
- US Security Associates
- Burger King
- TForce
- Traffic Tech
- WSP USA
- Circle K
- Tropic Oil

#### April 2024

Sources: **Trade Partnership:** Goods exports (2023 data, 3/2024 release) and services exports (2022 data, 1/2024 release), calculated figures, based on U.S. Census Bureau and U.S. Bureau of Economic Analysis data at state and national levels. **Dun & Bradstreet:** Canadian-owned businesses (12/2023 release). Figures may not add up due to rounding. Produced by the Embassy of Canada in Washington, D.C.

# Florida's 27<sup>th</sup> district & Canada

## An integrated economic & security partnership

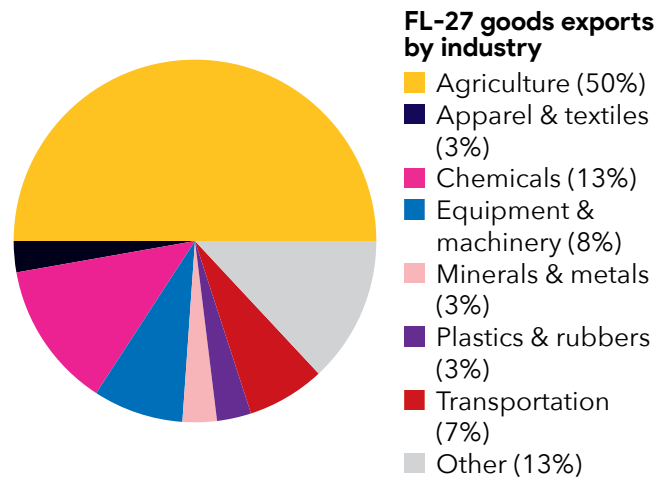
6,520 people are employed at the 58 Canadian-owned businesses operating in FL-27

### FL-27

**exports \$93 million**  
 in goods to Canada annually

#### Top FL-27 goods exports to Canada

■ Fruits & Tree Nuts.....	\$33 million
■ Soaps, Cleaning Agents & Toiletries.....	\$6 million
■ Pharmaceuticals & Medicines.....	\$5 million
■ Animal Foods.....	\$4 million
■ Scrap Products.....	\$3 million



### FL-27

**exports \$200 million**  
 in services to Canada annually

#### Top FL-27 services exports to Canada

Business services.....	\$80 million
Travel (including for education).....	\$48 million
Transport.....	\$20 million
Charges for the use of intellectual property.....	\$18 million
Financial services.....	\$18 million

#### Top Canadian-owned businesses in FL-27

- Burger King Holdings
- Burger King
- Mcroberts Protective Agcy
- Earls Restaurant
- Stantec
- TForce
- TD Bank NA
- Tim Hortons
- Vignette Corporation
- Popeyes Louisiana Kitchen

**April 2024**

Sources: **Trade Partnership:** Goods exports (2023 data, 3/2024 release) and services exports (2022 data, 1/2024 release), calculated figures, based on U.S. Census Bureau and U.S. Bureau of Economic Analysis data at state and national levels. **Dun & Bradstreet:** Canadian-owned businesses (12/2023 release). Figures may not add up due to rounding. Produced by the Embassy of Canada in Washington, D.C.



# Florida's 28<sup>th</sup> district & Canada

## An integrated economic & security partnership

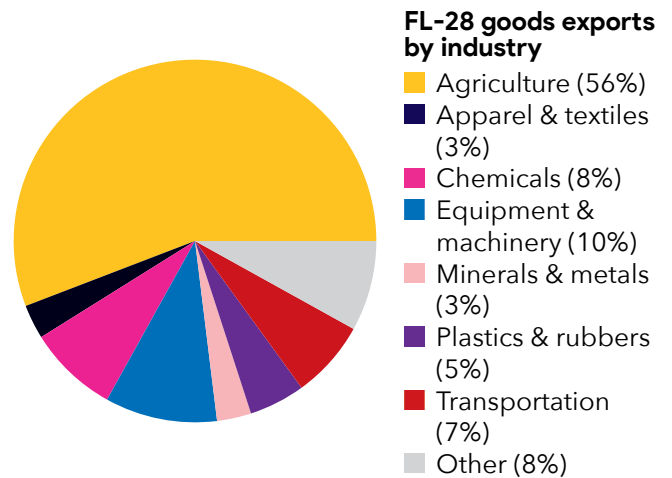
290 people are employed at the 11 Canadian-owned businesses operating in FL-28

### FL-28

**exports \$34 million**  
 in goods to Canada annually

#### Top FL-28 goods exports to Canada

Greenhouse & Nursery Products.....	\$8 million
Fruits & Tree Nuts.....	\$5 million
Animal Foods.....	\$3 million
Pharmaceuticals & Medicines.....	\$1 million
Ships & Boats.....	\$1 million



### FL-28

**exports \$87 million**  
 in services to Canada annually

#### Top FL-28 services exports to Canada

Travel (including for education).....	\$34 million
Business services.....	\$24 million
Transport.....	\$13 million
Charges for the use of intellectual property.....	\$7 million
Financial services.....	\$4 million

#### Top Canadian-owned businesses in FL-28

- Circle K
- Burger King
- TD Bank NA
- Air Canada
- Agrium
- Aldo
- Accelya Us
- Nutrien Ag Solutions
- WSP USA
- Trans World Ny Sub

#### April 2024

Sources: **Trade Partnership:** Goods exports (2023 data, 3/2024 release) and services exports (2022 data, 1/2024 release), calculated figures, based on U.S. Census Bureau and U.S. Bureau of Economic Analysis data at state and national levels. **Dun & Bradstreet:** Canadian-owned businesses (12/2023 release). Figures may not add up due to rounding. Produced by the Embassy of Canada in Washington, D.C.

# Georgia's 1<sup>st</sup> district & Canada

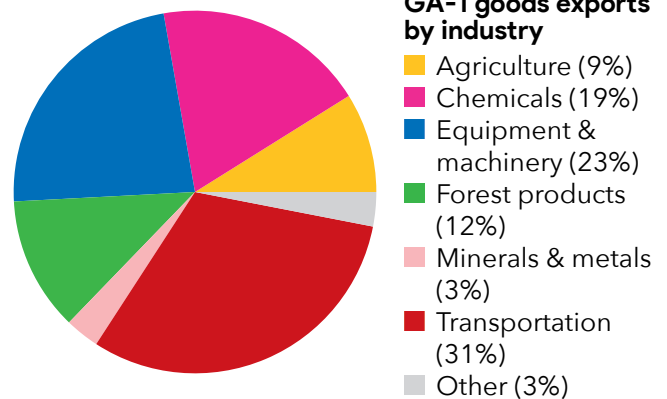
## An integrated economic & security partnership

4,570 people are employed at the 44 Canadian-owned businesses operating in GA-1

**GA-1**  
**exports \$572 million**  
 in goods to Canada annually

### Top GA-1 goods exports to Canada

■ Aerospace products & parts.....	\$143 million
■ Agricultural & construction machinery.....	\$81 million
■ Pulp & Paperboard Mill Products.....	\$58 million
■ Basic Chemicals.....	\$37 million
■ Pesticides & Fertilizers.....	\$32 million



**GA-1**  
**exports \$97 million**  
 in services to Canada annually

### Top GA-1 services exports to Canada

Travel (including for education).....	\$38 million
Business services.....	\$17 million
Charges for the use of intellectual property.....	\$16 million
Financial services.....	\$15 million
Telecommunications, computer & information services	\$5 million

### Top Canadian-owned businesses in GA-1

- Distribution South
- Flash Foods
- Great Atlantic News
- Interfor
- Circle K
- Gilman Building Products
- West Fraser
- Fuel South
- US Security Associates
- Fuel South Express

**April 2024**

Sources: **Trade Partnership:** Goods exports (2023 data, 3/2024 release) and services exports (2022 data, 1/2024 release), calculated figures, based on U.S. Census Bureau and U.S. Bureau of Economic Analysis data at state and national levels. **Dun & Bradstreet:** Canadian-owned businesses (12/2023 release). Figures may not add up due to rounding. Produced by the Embassy of Canada in Washington, D.C.

# Georgia's 2<sup>nd</sup> district & Canada

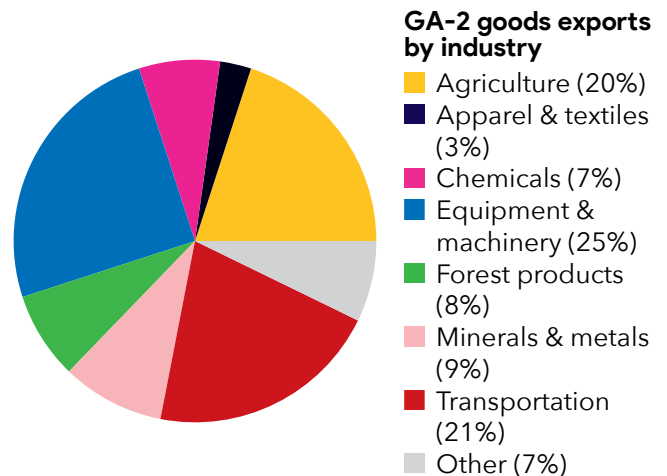
## An integrated economic & security partnership

1,580 people are employed at the 31 Canadian-owned businesses operating in GA-2

**GA-2**  
**exports \$631 million**  
 in goods to Canada annually

### Top GA-2 goods exports to Canada

■ Motor Vehicles.....	\$73 million
■ Agricultural & construction machinery.....	\$57 million
■ Aerospace products & parts.....	\$38 million
■ Pulp & Paperboard Mill Products.....	\$26 million
■ Meat Products.....	\$22 million



**GA-2**  
**exports \$101 million**  
 in services to Canada annually

### Top GA-2 services exports to Canada

Financial services.....	\$38 million
Travel (including for education).....	\$22 million
Business services.....	\$18 million
Charges for the use of intellectual property.....	\$11 million
Insurance services.....	\$5 million

### Top Canadian-owned businesses in GA-2

- Coats & Clark
- Circle K
- Flash Foods
- Interfor
- Nutrien Ag Solutions
- Waste Industries
- Agrium
- Service Experts
- Trans World Ny Sub
- Shamrock Environmental Service

**April 2024**

Sources: **Trade Partnership:** Goods exports (2023 data, 3/2024 release) and services exports (2022 data, 1/2024 release), calculated figures, based on U.S. Census Bureau and U.S. Bureau of Economic Analysis data at state and national levels. **Dun & Bradstreet:** Canadian-owned businesses (12/2023 release). Figures may not add up due to rounding. Produced by the Embassy of Canada in Washington, D.C.

# Georgia's 3<sup>rd</sup> district & Canada

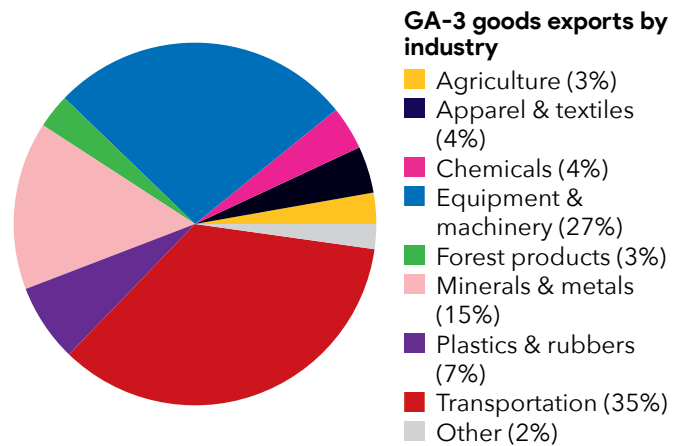
## An integrated economic & security partnership

2,440 people are employed at the 20 Canadian-owned businesses operating in GA-3

**GA-3**  
**exports \$882 million**  
 in goods to Canada annually

### Top GA-3 goods exports to Canada

■ Motor Vehicles.....	\$107 million
■ Aerospace products & parts.....	\$96 million
■ Aluminum.....	\$63 million
■ Motor Vehicle Parts.....	\$54 million
■ Agricultural & construction machinery.....	\$47 million



**GA-3**  
**exports \$62 million**  
 in services to Canada annually

### Top GA-3 services exports to Canada

Travel (including for education).....	\$18 million
Financial services.....	\$15 million
Business services.....	\$14 million
Charges for the use of intellectual property.....	\$9 million
Transport.....	\$2 million

### Top Canadian-owned businesses in GA-3

- Magna Exteriors
- Interfor
- Circle K
- Transcontinental
- George Weston Limited
- Decostar Industries
- Winpak
- Flash Foods
- Operation Mobilization
- Service Experts

**April 2024**

Sources: **Trade Partnership:** Goods exports (2023 data, 3/2024 release) and services exports (2022 data, 1/2024 release), calculated figures, based on U.S. Census Bureau and U.S. Bureau of Economic Analysis data at state and national levels. **Dun & Bradstreet:** Canadian-owned businesses (12/2023 release). Figures may not add up due to rounding. Produced by the Embassy of Canada in Washington, D.C.

# Georgia's 4<sup>th</sup> district & Canada

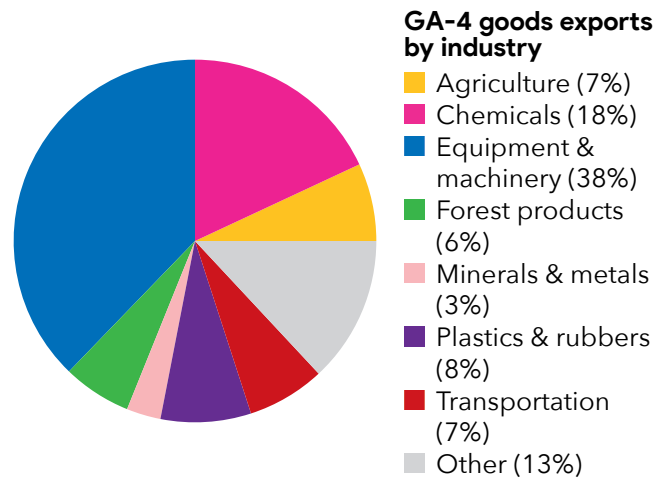
## An integrated economic & security partnership

1,140 people are employed at the 40 Canadian-owned businesses operating in GA-4

**GA-4**  
**exports \$305 million**  
 in goods to Canada annually

### Top GA-4 goods exports to Canada

Engines & turbines.....	\$52 million
Medical Equipment & Supplies.....	\$28 million
Resins & Synthetic Fibers.....	\$23 million
HVAC & Refrigeration Equipment.....	\$23 million
Plastics Products.....	\$19 million



**GA-4**  
**exports \$103 million**  
 in services to Canada annually

### Top GA-4 services exports to Canada

Charges for the use of intellectual property.....	\$30 million
Business services.....	\$25 million
Telecommunications, computer & information services	\$18 million
Financial services.....	\$11 million
Travel (including for education).....	\$10 million

### Top Canadian-owned businesses in GA-4

- Brookfield Properties
- Woodbridge
- Golder Associates
- Nubridges
- Popeyes Louisiana Kitchen
- Wood Environmental Infrastructure Solutions
- Morrison Hershfield
- Circle K
- Morneau Shepell
- Oliver Dean International

**April 2024**

Sources: **Trade Partnership:** Goods exports (2023 data, 3/2024 release) and services exports (2022 data, 1/2024 release), calculated figures, based on U.S. Census Bureau and U.S. Bureau of Economic Analysis data at state and national levels. **Dun & Bradstreet:** Canadian-owned businesses (12/2023 release). Figures may not add up due to rounding. Produced by the Embassy of Canada in Washington, D.C.

# Georgia's 5<sup>th</sup> district & Canada

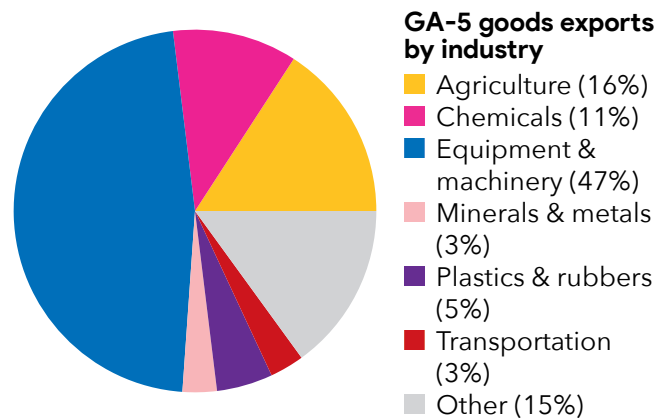
## An integrated economic & security partnership

2,260 people are employed at the 73 Canadian-owned businesses operating in GA-5

**GA-5**  
**exports \$189 million**  
 in goods to Canada annually

### Top GA-5 goods exports to Canada

■ Navigational & measuring instruments.....	\$31 million
■ Engines & turbines.....	\$18 million
■ Medical Equipment & Supplies.....	\$17 million
■ Computer Equipment.....	\$15 million
■ Electrical Equipment & Components.....	\$15 million



**GA-5**  
**exports \$738 million**  
 in services to Canada annually

### Top GA-5 services exports to Canada

Business services.....	\$235 million
Charges for the use of intellectual property....	\$150 million
Financial services.....	\$136 million
Telecommunications, computer & information services	\$84 million
Transport.....	\$68 million

### Top Canadian-owned businesses in GA-5

- AtkinsRéalis
- Westin Buckhead
- Rugby ABP
- TForce
- Cowen
- WSP USA
- International Sec Mgt Group
- CIBC
- Popeyes Louisiana Kitchen
- Wordzpressed

**April 2024**

Sources: **Trade Partnership:** Goods exports (2023 data, 3/2024 release) and services exports (2022 data, 1/2024 release), calculated figures, based on U.S. Census Bureau and U.S. Bureau of Economic Analysis data at state and national levels. **Dun & Bradstreet:** Canadian-owned businesses (12/2023 release). Figures may not add up due to rounding. Produced by the Embassy of Canada in Washington, D.C.

# Georgia's 6<sup>th</sup> district & Canada

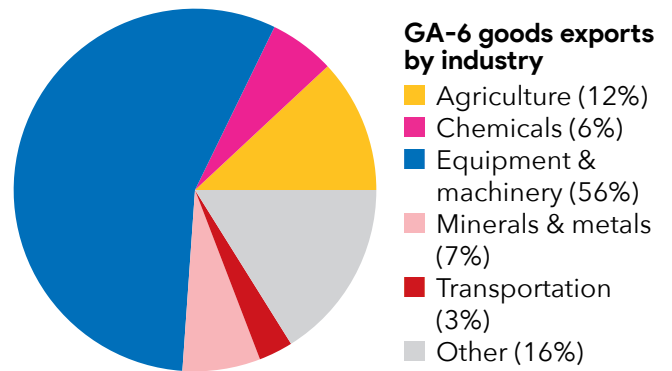
## An integrated economic & security partnership

2,030 people are employed at the 69 Canadian-owned businesses operating in GA-6

**GA-6**  
**exports \$272 million**  
 in goods to Canada annually

### Top GA-6 goods exports to Canada

■ Computer Equipment.....	\$59 million
■ Medical Equipment & Supplies.....	\$35 million
■ Navigational & measuring instruments.....	\$32 million
■ Meat Products.....	\$15 million
■ Audio & Video Equipment.....	\$13 million



**GA-6**  
**exports \$275 million**  
 in services to Canada annually

### Top GA-6 services exports to Canada

Business services.....	\$110 million
Charges for the use of intellectual property.....	\$68 million
Telecommunications, computer & information services	\$48 million
Financial services.....	\$26 million
Travel (including for education).....	\$12 million

### Top Canadian-owned businesses in GA-6

- Inovis
- US Security Associates
- Enghouse Interactive
- Cantata Technology
- WSP USA
- Trailblazer Systems
- Edgewater Technology
- Liaison Technologies
- Allied Universal
- Alithya

**April 2024**

Sources: **Trade Partnership:** Goods exports (2023 data, 3/2024 release) and services exports (2022 data, 1/2024 release), calculated figures, based on U.S. Census Bureau and U.S. Bureau of Economic Analysis data at state and national levels. **Dun & Bradstreet:** Canadian-owned businesses (12/2023 release). Figures may not add up due to rounding. Produced by the Embassy of Canada in Washington, D.C.

# Georgia's 7<sup>th</sup> district & Canada

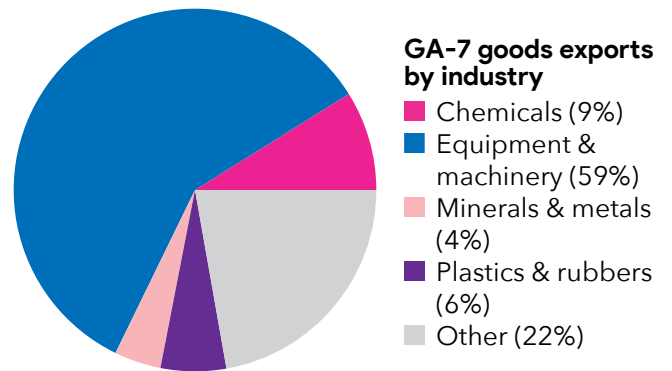
## An integrated economic & security partnership

940 people are employed at the 51 Canadian-owned businesses operating in GA-7

**GA-7**  
**exports \$551 million**  
 in goods to Canada annually

### Top GA-7 goods exports to Canada

■ Medical Equipment & Supplies.....	\$84 million
■ Communications Equipment.....	\$76 million
■ Agricultural & construction machinery.....	\$57 million
■ Electrical Equipment & Components.....	\$51 million
■ Navigational & measuring instruments.....	\$45 million



**GA-7**  
**exports \$169 million**  
 in services to Canada annually

### Top GA-7 services exports to Canada

Business services.....	\$70 million
Charges for the use of intellectual property.....	\$42 million
Telecommunications, computer & information services	\$17 million
Financial services.....	\$15 million
Travel (including for education).....	\$14 million

### Top Canadian-owned businesses in GA-7

- Credigy Solutions
- Century Fire Protection
- US Security Associates
- TForce
- Circle K
- Future Electronics
- Pinnacle Data Systems
- Trans World Ny Sub
- BSREP II
- Configuretek

**April 2024**

Sources: **Trade Partnership:** Goods exports (2023 data, 3/2024 release) and services exports (2022 data, 1/2024 release), calculated figures, based on U.S. Census Bureau and U.S. Bureau of Economic Analysis data at state and national levels. **Dun & Bradstreet:** Canadian-owned businesses (12/2023 release). Figures may not add up due to rounding. Produced by the Embassy of Canada in Washington, D.C.



# Georgia's 8<sup>th</sup> district & Canada

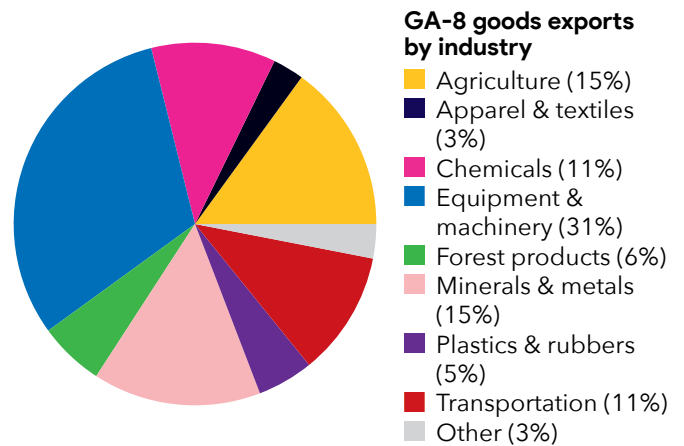
## An integrated economic & security partnership

1,990 people are employed at the 31 Canadian-owned businesses operating in GA-8

**GA-8**  
**exports \$490 million**  
 in goods to Canada annually

### Top GA-8 goods exports to Canada

<span style="color: blue;">■</span> Agricultural & construction machinery.....	\$99 million
<span style="color: magenta;">■</span> Pesticides & Fertilizers.....	\$31 million
<span style="color: purple;">■</span> Plastics Products.....	\$21 million
<span style="color: pink;">■</span> Iron, steel & ferroalloys.....	\$18 million
<span style="color: green;">■</span> Pulp & Paperboard Mill Products.....	\$15 million



**GA-8**  
**exports \$61 million**  
 in services to Canada annually

### Top GA-8 services exports to Canada

Financial services.....	\$20 million
Travel (including for education).....	\$16 million
Business services.....	\$12 million
Charges for the use of intellectual property.....	\$5 million
Insurance services.....	\$3 million

### Top Canadian-owned businesses in GA-8

- Flash Foods
- Interfor
- Norbord
- Gilman Building Products
- Circle K
- Maax Valdosta
- Stantec
- Alpha Pro Tech
- Nutrien Ag Solutions
- Popeyes Louisiana Kitchen

**April 2024**

Sources: **Trade Partnership:** Goods exports (2023 data, 3/2024 release) and services exports (2022 data, 1/2024 release), calculated figures, based on U.S. Census Bureau and U.S. Bureau of Economic Analysis data at state and national levels. **Dun & Bradstreet:** Canadian-owned businesses (12/2023 release). Figures may not add up due to rounding. Produced by the Embassy of Canada in Washington, D.C.

# Georgia's 9<sup>th</sup> district & Canada

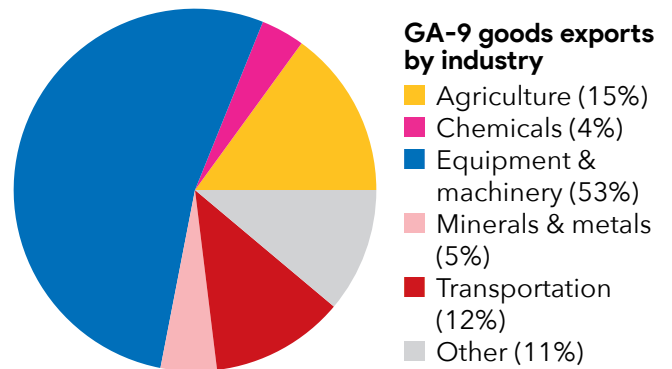
## An integrated economic & security partnership

1,250 people are employed at the 21 Canadian-owned businesses operating in GA-9

**GA-9**  
**exports \$1.0 billion**  
 in goods to Canada annually

### Top GA-9 goods exports to Canada

<span style="color: blue;">■</span> Agricultural & construction machinery.....	\$345 million
<span style="color: red;">■</span> Motor Vehicles.....	\$76 million
<span style="color: yellow;">■</span> Meat Products.....	\$58 million
<span style="color: blue;">■</span> Engines & turbines.....	\$51 million
<span style="color: yellow;">■</span> Grain & Oilseed Milling Products.....	\$33 million



**GA-9**  
**exports \$53 million**  
 in services to Canada annually

### Top GA-9 services exports to Canada

Travel (including for education).....	\$16 million
Business services.....	\$14 million
Financial services.....	\$12 million
Charges for the use of intellectual property.....	\$7 million
Transport.....	\$1 million

### Top Canadian-owned businesses in GA-9

- Price Companies
- Price Industries
- Circle K
- Pinnacle Data Systems
- Dti
- G L & V Celleco
- Currahee Trailers
- Trans World Ny Sub
- Aldo
- Coats & Clark

**April 2024**

Sources: **Trade Partnership:** Goods exports (2023 data, 3/2024 release) and services exports (2022 data, 1/2024 release), calculated figures, based on U.S. Census Bureau and U.S. Bureau of Economic Analysis data at state and national levels. **Dun & Bradstreet:** Canadian-owned businesses (12/2023 release). Figures may not add up due to rounding. Produced by the Embassy of Canada in Washington, D.C.

# Georgia's 10<sup>th</sup> district & Canada

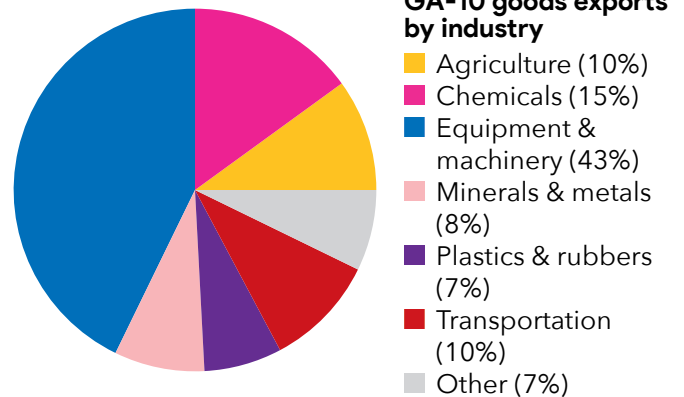
## An integrated economic & security partnership

930 people are employed at the 22 Canadian-owned businesses operating in GA-10

**GA-10**  
**exports \$539 million**  
 in goods to Canada annually

### Top GA-10 goods exports to Canada

■ Agricultural & construction machinery.....	\$76 million
■ Engines & turbines.....	\$41 million
■ Resins & Synthetic Fibers.....	\$39 million
■ Plastics Products.....	\$37 million
■ HVAC & Refrigeration Equipment.....	\$28 million



**GA-10**  
**exports \$49 million**  
 in services to Canada annually

### Top GA-10 services exports to Canada

Travel (including for education).....	\$18 million
Business services.....	\$9 million
Financial services.....	\$9 million
Charges for the use of intellectual property.....	\$8 million
Insurance services.....	\$2 million

### Top Canadian-owned businesses in GA-10

- Axiom Engineered Systems
- Interfor
- Advantage Fire Sprinkler
- Circle K
- Price Industries
- Rock of Ages
- TForce
- Docebo
- Gerber Collision & Glass
- Waste Industries

**April 2024**

Sources: **Trade Partnership:** Goods exports (2023 data, 3/2024 release) and services exports (2022 data, 1/2024 release), calculated figures, based on U.S. Census Bureau and U.S. Bureau of Economic Analysis data at state and national levels. **Dun & Bradstreet:** Canadian-owned businesses (12/2023 release). Figures may not add up due to rounding. Produced by the Embassy of Canada in Washington, D.C.

# Georgia's 11<sup>th</sup> district & Canada

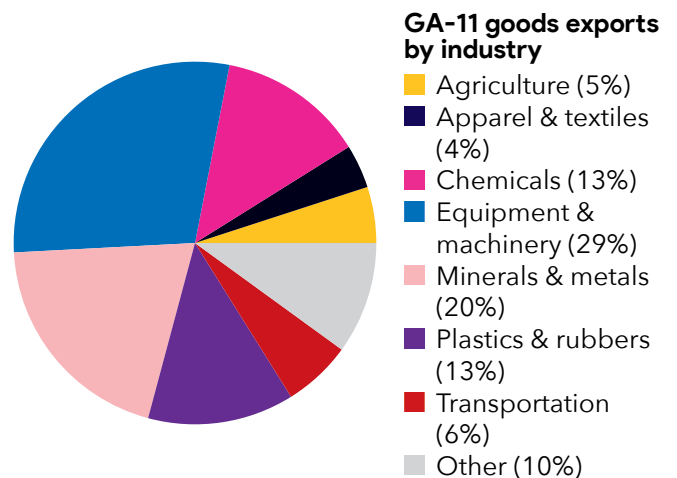
## An integrated economic & security partnership

1,940 people are employed at the 63 Canadian-owned businesses operating in GA-11

**GA-11**  
**exports \$580 million**  
 in goods to Canada annually

### Top GA-11 goods exports to Canada

Iron, steel & ferroalloys.....	\$73 million
Medical Equipment & Supplies.....	\$52 million
Rubber Products.....	\$47 million
Basic Chemicals.....	\$36 million
Plastics Products.....	\$26 million



**GA-11**  
**exports \$224 million**  
 in services to Canada annually

### Top GA-11 services exports to Canada

Business services.....	\$113 million
Charges for the use of intellectual property.....	\$43 million
Financial services.....	\$31 million
Travel (including for education).....	\$24 million
Telecommunications, computer & information services	\$6 million

### Top Canadian-owned businesses in GA-11

- Wood Environmental Infrastructure Solutions
- Practiceworks
- Celestica
- Checkpoint Systems
- Mobilitie
- American Safety Insurance
- AtkinsRéalis
- Descartes Systems Group
- Asa Fire Protection
- Circle K

**April 2024**

Sources: **Trade Partnership:** Goods exports (2023 data, 3/2024 release) and services exports (2022 data, 1/2024 release), calculated figures, based on U.S. Census Bureau and U.S. Bureau of Economic Analysis data at state and national levels. **Dun & Bradstreet:** Canadian-owned businesses (12/2023 release). Figures may not add up due to rounding. Produced by the Embassy of Canada in Washington, D.C.

# Georgia's 12<sup>th</sup> district & Canada

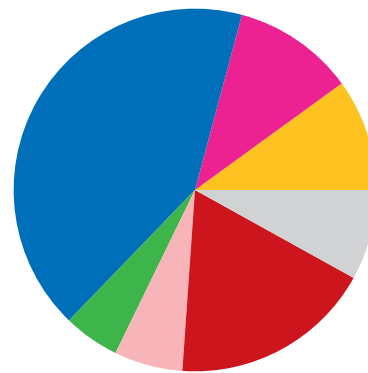
## An integrated economic & security partnership

1,260 people are employed at the 24 Canadian-owned businesses operating in GA-12

**GA-12**  
**exports \$672 million**  
 in goods to Canada annually

### Top GA-12 goods exports to Canada

- Agricultural & construction machinery..... \$120 million
- Engines & turbines..... \$42 million
- Resins & Synthetic Fibers.....\$36 million
- Medical Equipment & Supplies..... \$26 million
- Motor Vehicles..... \$26 million



**GA-12 goods exports by industry**

- Agriculture (10%)
- Chemicals (11%)
- Equipment & machinery (42%)
- Forest products (5%)
- Minerals & metals (6%)
- Transportation (18%)
- Other (8%)

**GA-12**  
**exports \$61 million**  
 in services to Canada annually

### Top GA-12 services exports to Canada

- Travel (including for education)..... \$18 million
- Business services..... \$15 million
- Financial services.....\$14 million
- Charges for the use of intellectual property..... \$6 million
- Telecommunications, computer & information services\$5 million

### Top Canadian-owned businesses in GA-12

- Circle K
- Flash Foods
- PCS Nitrogen
- Gilman Building Products
- West Fraser
- United Medical Enterprise
- Nutrien Ag Solutions
- Anthony Forest Products
- Operation Mobilization
- SMG Holdings

**April 2024**

Sources: **Trade Partnership:** Goods exports (2023 data, 3/2024 release) and services exports (2022 data, 1/2024 release), calculated figures, based on U.S. Census Bureau and U.S. Bureau of Economic Analysis data at state and national levels. **Dun & Bradstreet:** Canadian-owned businesses (12/2023 release). Figures may not add up due to rounding. Produced by the Embassy of Canada in Washington, D.C.

# Georgia's 13<sup>th</sup> district & Canada

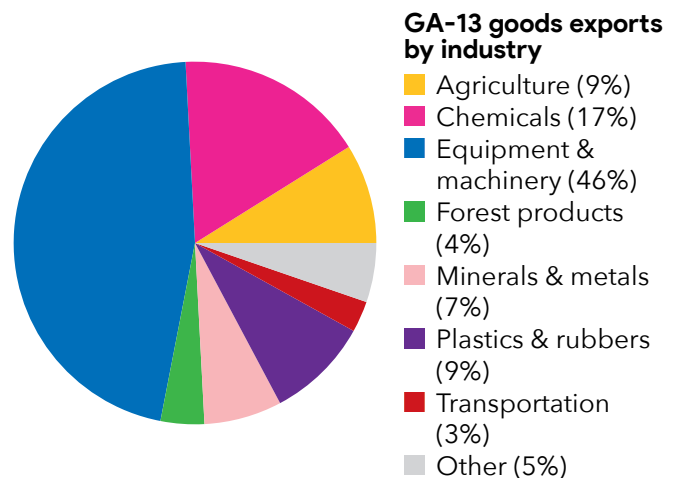
## An integrated economic & security partnership

8,000 people are employed at the 34 Canadian-owned businesses operating in GA-13

**GA-13**  
**exports \$217 million**  
 in goods to Canada annually

### Top GA-13 goods exports to Canada

■ Plastics Products.....	\$15 million
■ Semiconductors & Components.....	\$13 million
■ Electrical equipment.....	\$11 million
■ Resins & Synthetic Fibers.....	\$11 million
■ HVAC & Refrigeration Equipment.....	\$10 million



**GA-13**  
**exports \$107 million**  
 in services to Canada annually

### Top GA-13 services exports to Canada

Transport.....	\$32 million
Business services.....	\$24 million
Charges for the use of intellectual property.....	\$17 million
Travel (including for education).....	\$15 million
Financial services.....	\$12 million

### Top Canadian-owned businesses in GA-13

- Coreslab Structures
- Guardsmark
- Consumer Direct Corporation
- Gold Toe
- Trimac Transportation
- Circle K
- Waste Industries
- Miller Group
- Georgia Bitumar
- Service Experts

**April 2024**

Sources: **Trade Partnership:** Goods exports (2023 data, 3/2024 release) and services exports (2022 data, 1/2024 release), calculated figures, based on U.S. Census Bureau and U.S. Bureau of Economic Analysis data at state and national levels. **Dun & Bradstreet:** Canadian-owned businesses (12/2023 release). Figures may not add up due to rounding. Produced by the Embassy of Canada in Washington, D.C.

# Georgia's 14<sup>th</sup> district & Canada

## An integrated economic & security partnership

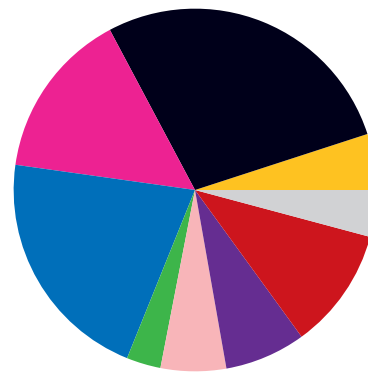
15,030 people are employed at the 18 Canadian-owned businesses operating in GA-14

### GA-14

**exports \$724 million**  
 in goods to Canada annually

#### Top GA-14 goods exports to Canada

■ Textile Furnishings.....	\$148 million
■ Resins & Synthetic Fibers.....	\$54 million
■ Plastics Products.....	\$42 million
■ Motor Vehicles.....	\$40 million
■ Fabrics.....	\$40 million



**GA-14 goods exports by industry**

- Agriculture (5%)
- Apparel & textiles (28%)
- Chemicals (15%)
- Equipment & machinery (21%)
- Forest products (3%)
- Minerals & metals (6%)
- Plastics & rubbers (7%)
- Transportation (11%)
- Other (4%)

### GA-14

**exports \$50 million**  
 in services to Canada annually

#### Top GA-14 services exports to Canada

Travel (including for education).....	\$12 million
Charges for the use of intellectual property.....	\$12 million
Financial services.....	\$10 million
Business services.....	\$10 million
Transport.....	\$3 million

#### Top Canadian-owned businesses in GA-14

- D & D Oil
- Circle K
- TForce
- Waste Industries
- Gerber Collision & Glass
- Bombardier Recreational Products
- Nutrien Ag Solutions
- Car Wash Partners
- JMS Russel Metals
- Flash Foods

#### April 2024

Sources: **Trade Partnership:** Goods exports (2023 data, 3/2024 release) and services exports (2022 data, 1/2024 release), calculated figures, based on U.S. Census Bureau and U.S. Bureau of Economic Analysis data at state and national levels. **Dun & Bradstreet:** Canadian-owned businesses (12/2023 release). Figures may not add up due to rounding. Produced by the Embassy of Canada in Washington, D.C.

# Hawaii's 1<sup>st</sup> district & Canada

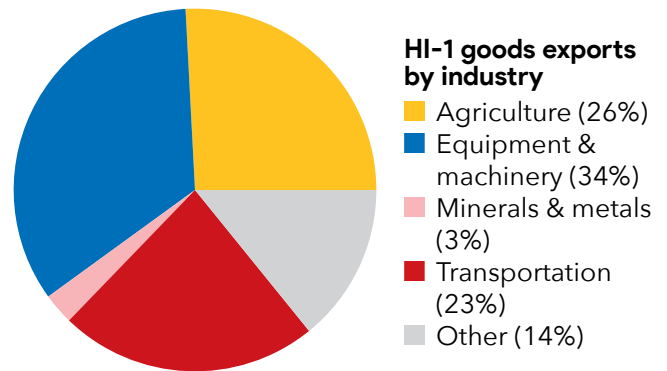
## An integrated economic & security partnership

930 people are employed at the 30 Canadian-owned businesses operating in HI-1

HI-1  
**exports \$4 million**  
 in goods to Canada annually

### Top HI-1 goods exports to Canada

■ Aerospace products & parts.....	\$826,434
■ Marine products.....	\$522,693
■ Comm. & Serv. Industry Machinery.....	\$306,580
■ Navigational & measuring instruments.....	\$196,617
■ Engines & turbines.....	\$195,610



HI-1  
**exports \$158 million**  
 in services to Canada annually

### Top HI-1 services exports to Canada

Travel (including for education).....	\$73 million
Transport.....	\$28 million
Charges for the use of intellectual property.....	\$22 million
Business services.....	\$20 million
Financial services.....	\$7 million

### Top Canadian-owned businesses in HI-1

- Nordic PCL
- Ledcor
- Guardsmark
- USFI
- Oahu Publications
- TForce
- Premier Salons
- Air Canada
- Crum & Forster
- WSP USA

**April 2024**

Sources: **Trade Partnership:** Goods exports (2023 data, 3/2024 release) and services exports (2022 data, 1/2024 release), calculated figures, based on U.S. Census Bureau and U.S. Bureau of Economic Analysis data at state and national levels. **Dun & Bradstreet:** Canadian-owned businesses (12/2023 release). Figures may not add up due to rounding. Produced by the Embassy of Canada in Washington, D.C.



# Hawaii's 2<sup>nd</sup> district & Canada

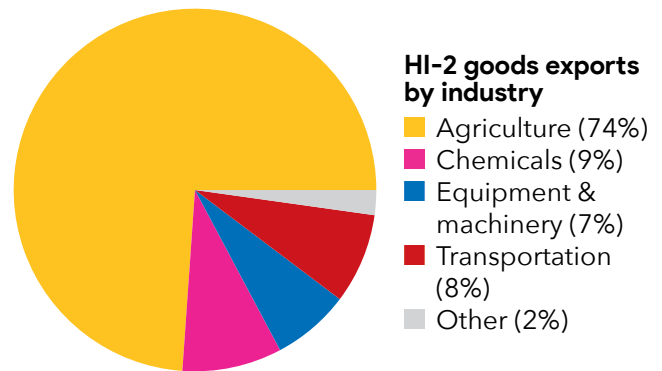
## An integrated economic & security partnership

390 people are employed at the 15 Canadian-owned businesses operating in HI-2

HI-2  
**exports \$11 million**  
 in goods to Canada annually

### Top HI-2 goods exports to Canada

■ Fruits & Tree Nuts.....	\$4 million
■ Pharmaceuticals & Medicines.....	\$921,892
■ Aerospace products & parts.....	\$832,780
■ Vegetables & Melons.....	\$632,629
■ Communications Equipment.....	\$251,744



HI-2  
**exports \$96 million**  
 in services to Canada annually

### Top HI-2 services exports to Canada

Travel (including for education).....	\$75 million
Business services.....	\$7 million
Charges for the use of intellectual property.....	\$6 million
Transport.....	\$5 million
Financial services.....	\$2 million

### Top Canadian-owned businesses in HI-2

- TForce
- Oahu Publications
- Nutrien Ag Solutions
- Garden Island
- Premier Salons
- Brookfield Properties
- Insurance Auto Auctions
- Trans World Ny Sub
- Luxe International
- Vedgeco Usa

**April 2024**

Sources: **Trade Partnership:** Goods exports (2023 data, 3/2024 release) and services exports (2022 data, 1/2024 release), calculated figures, based on U.S. Census Bureau and U.S. Bureau of Economic Analysis data at state and national levels. **Dun & Bradstreet:** Canadian-owned businesses (12/2023 release). Figures may not add up due to rounding. Produced by the Embassy of Canada in Washington, D.C.

# Idaho's 1<sup>st</sup> district & Canada

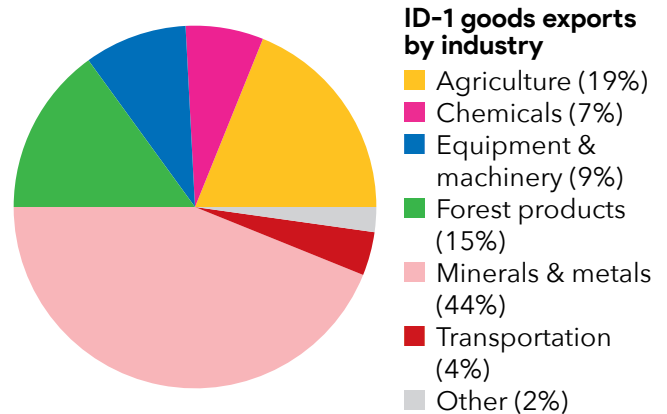
## An integrated economic & security partnership

960 people are employed at the 37 Canadian-owned businesses operating in ID-1

**ID-1**  
**exports \$732 million**  
 in goods to Canada annually

### Top ID-1 goods exports to Canada

Nonferrous metal products.....	\$260 million
Veneer, Plywood & Engineered Wood.....	\$54 million
Metal ores.....	\$50 million
Pesticides & Fertilizers.....	\$43 million
Cattle.....	\$37 million



**ID-1**  
**exports \$105 million**  
 in services to Canada annually

### Top ID-1 services exports to Canada

Transport.....	\$53 million
Travel (including for education).....	\$25 million
Business services.....	\$11 million
Charges for the use of intellectual property.....	\$7 million
Financial services.....	\$6 million

### Top Canadian-owned businesses in ID-1

- Great American Snacks
- Galena Mine
- Circle K
- Nampa Valley Helicopters
- Nutrien Ag Solutions
- Lakeshore Disposal
- Dubois Chemicals
- Trans World Ny Sub
- Brookfield Properties
- Emerald Creek Garnet Ltd

**April 2024**

Sources: **Trade Partnership:** Goods exports (2023 data, 3/2024 release) and services exports (2022 data, 1/2024 release), calculated figures, based on U.S. Census Bureau and U.S. Bureau of Economic Analysis data at state and national levels. **Dun & Bradstreet:** Canadian-owned businesses (12/2023 release). Figures may not add up due to rounding. Produced by the Embassy of Canada in Washington, D.C.

# Idaho's 2<sup>nd</sup> district & Canada

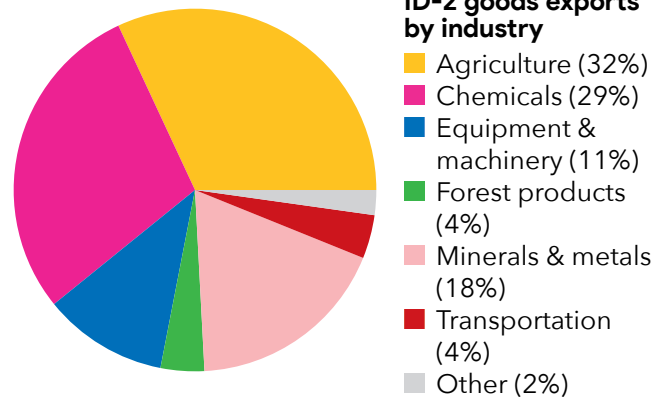
## An integrated economic & security partnership

2,410 people are employed at the 39 Canadian-owned businesses operating in ID-2

**ID-2**  
**exports \$755 million**  
 in goods to Canada annually

### Top ID-2 goods exports to Canada

■ Pesticides & Fertilizers.....	\$186 million
■ Metal ores.....	\$104 million
■ Preserves & Specialty Foods.....	\$54 million
■ Cattle.....	\$50 million
■ Dairy Products.....	\$42 million



**ID-2**  
**exports \$110 million**  
 in services to Canada annually

### Top ID-2 services exports to Canada

Travel (including for education).....	\$36 million
Business services.....	\$31 million
Charges for the use of intellectual property.....	\$21 million
Financial services.....	\$13 million
Insurance services.....	\$4 million

### Top Canadian-owned businesses in ID-2

- McCain Foods
- Cyprus Thompson Creek Min
- Nu-West Industries
- Agropur
- Nutrien Ag Solutions
- Conrad & Bischoff
- Mister Car Wash
- Allied Universal
- Circle K
- Flynn

**April 2024**

Sources: **Trade Partnership:** Goods exports (2023 data, 3/2024 release) and services exports (2022 data, 1/2024 release), calculated figures, based on U.S. Census Bureau and U.S. Bureau of Economic Analysis data at state and national levels. **Dun & Bradstreet:** Canadian-owned businesses (12/2023 release). Figures may not add up due to rounding. Produced by the Embassy of Canada in Washington, D.C.

# Illinois' 1<sup>st</sup> district & Canada

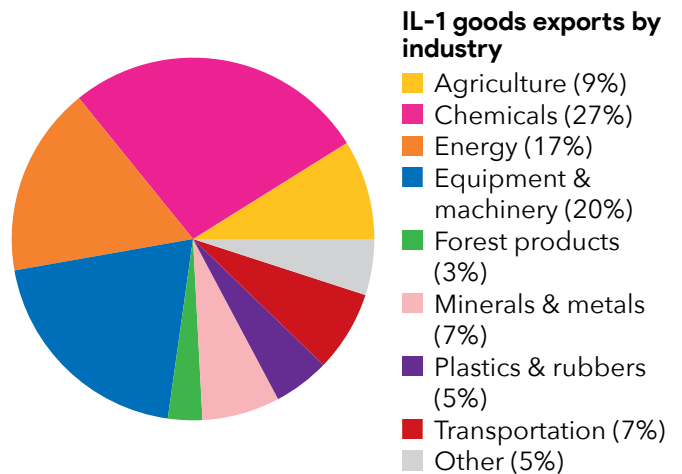
## An integrated economic & security partnership

580 people are employed at the 21 Canadian-owned businesses operating in IL-1

IL-1  
**exports \$648 million**  
 in goods to Canada annually

### Top IL-1 goods exports to Canada

■ Petroleum & coal products.....	\$108 million
■ Basic Chemicals.....	\$61 million
■ Soaps, Cleaning Agents & Toiletries.....	\$59 million
■ Motor Vehicles.....	\$35 million
■ Communications Equipment.....	\$29 million



IL-1  
**exports \$180 million**  
 in services to Canada annually

### Top IL-1 services exports to Canada

Business services.....	\$61 million
Travel (including for education).....	\$42 million
Transport.....	\$38 million
Charges for the use of intellectual property.....	\$15 million
Financial services.....	\$14 million

### Top Canadian-owned businesses in IL-1

- BMO Harris Bank
- GFL Environmental
- Novo Building Products
- Blachford
- CIBC
- Inmar
- Mac's Convenience Stores
- ANR Pipeline
- Birthright
- Enbridge

**April 2024**

Sources: **Trade Partnership:** Goods exports (2023 data, 3/2024 release) and services exports (2022 data, 1/2024 release), calculated figures, based on U.S. Census Bureau and U.S. Bureau of Economic Analysis data at state and national levels. **Dun & Bradstreet:** Canadian-owned businesses (12/2023 release). Figures may not add up due to rounding. Produced by the Embassy of Canada in Washington, D.C.

# Illinois' 2<sup>nd</sup> district & Canada

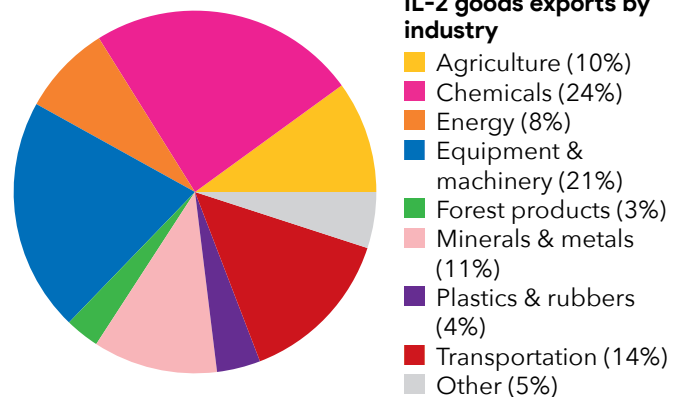
## An integrated economic & security partnership

8,750 people are employed at the 32 Canadian-owned businesses operating in IL-2

**IL-2**  
**exports \$1.0 billion**  
 in goods to Canada annually

### Top IL-2 goods exports to Canada

■ Petroleum & coal products.....	\$75 million
■ Basic Chemicals.....	\$71 million
■ Agricultural & construction machinery.....	\$63 million
■ Motor Vehicle Parts.....	\$59 million
■ Motor Vehicles.....	\$57 million



**IL-2**  
**exports \$123 million**  
 in services to Canada annually

### Top IL-2 services exports to Canada

Business services.....	\$49 million
Travel (including for education).....	\$23 million
Financial services.....	\$19 million
Charges for the use of intellectual property.....	\$15 million
Insurance services.....	\$9 million

### Top Canadian-owned businesses in IL-2

- Illinois Central Railroad
- Grand Trunk Western Raiolroad
- Duluth, Missabe & Iron Range Railway
- Chicago Central & Pacific Railroad
- Allied Universal
- Winpak
- TForce
- Bessemer & Lake Erie Railroad
- Wisconsin Central Railroad
- Nutrien Ag Solutions

**April 2024**

Sources: **Trade Partnership:** Goods exports (2023 data, 3/2024 release) and services exports (2022 data, 1/2024 release), calculated figures, based on U.S. Census Bureau and U.S. Bureau of Economic Analysis data at state and national levels. **Dun & Bradstreet:** Canadian-owned businesses (12/2023 release). Figures may not add up due to rounding. Produced by the Embassy of Canada in Washington, D.C.

# Illinois' 3<sup>rd</sup> district & Canada

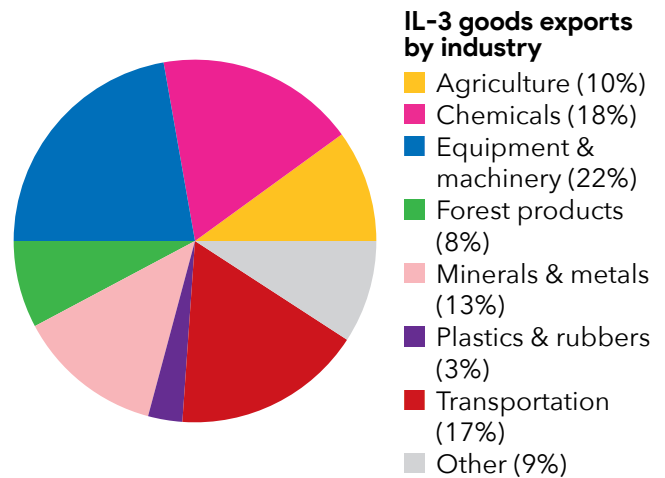
## An integrated economic & security partnership

2,100 people are employed at the 30 Canadian-owned businesses operating in IL-3

**IL-3**  
**exports \$737 million**  
 in goods to Canada annually

### Top IL-3 goods exports to Canada

■ Motor Vehicle Parts.....	\$53 million
■ Motor Vehicles.....	\$52 million
■ Basic Chemicals.....	\$48 million
■ Converted Paper Products.....	\$46 million
■ Electrical Equipment & Components.....	\$26 million



**IL-3**  
**exports \$162 million**  
 in services to Canada annually

### Top IL-3 services exports to Canada

Business services.....	\$81 million
Travel (including for education).....	\$27 million
Charges for the use of intellectual property.....	\$21 million
Financial services.....	\$17 million
Insurance services.....	\$10 million

### Top Canadian-owned businesses in IL-3

- Soo Line Railroad
- Learjet
- Groot Industries
- Blachford
- Crown Disposal
- BMO Harris Bank
- SMG Holdings
- Deco Flexible Packaging Ltd
- Skyjack
- Airtime Express

**April 2024**

Sources: **Trade Partnership:** Goods exports (2023 data, 3/2024 release) and services exports (2022 data, 1/2024 release), calculated figures, based on U.S. Census Bureau and U.S. Bureau of Economic Analysis data at state and national levels. **Dun & Bradstreet:** Canadian-owned businesses (12/2023 release). Figures may not add up due to rounding. Produced by the Embassy of Canada in Washington, D.C.

# Illinois' 4<sup>th</sup> district & Canada

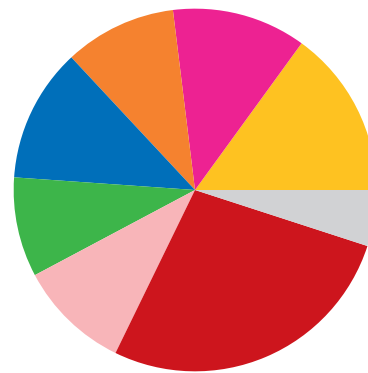
## An integrated economic & security partnership

1,270 people are employed at the 49 Canadian-owned businesses operating in IL-4

**IL-4**  
**exports \$800 million**  
 in goods to Canada annually

### Top IL-4 goods exports to Canada

■ Motor Vehicles.....	\$176 million
■ Petroleum & coal products.....	\$79 million
■ Converted Paper Products.....	\$69 million
■ Sugar & Confectionery Products.....	\$39 million
■ Pesticides & Fertilizers.....	\$30 million



**IL-4 goods exports by industry**

- Agriculture (15%)
- Chemicals (12%)
- Energy (10%)
- Equipment & machinery (12%)
- Forest products (9%)
- Minerals & metals (10%)
- Transportation (27%)
- Other (5%)

**IL-4**  
**exports \$143 million**  
 in services to Canada annually

### Top IL-4 services exports to Canada

Business services.....	\$62 million
Travel (including for education).....	\$28 million
Financial services.....	\$21 million
Charges for the use of intellectual property.....	\$14 million
Insurance services.....	\$11 million

### Top Canadian-owned businesses in IL-4

- BMO Harris Bank
- Crown Disposal
- Lightlife Foods
- Supremex
- Allied Universal
- Groot Industries
- M S D S Solutions
- Stantec
- Trans World Ny Sub
- Gerber Collision & Glass

**April 2024**

Sources: **Trade Partnership:** Goods exports (2023 data, 3/2024 release) and services exports (2022 data, 1/2024 release), calculated figures, based on U.S. Census Bureau and U.S. Bureau of Economic Analysis data at state and national levels. **Dun & Bradstreet:** Canadian-owned businesses (12/2023 release). Figures may not add up due to rounding. Produced by the Embassy of Canada in Washington, D.C.

# Illinois' 5<sup>th</sup> district & Canada

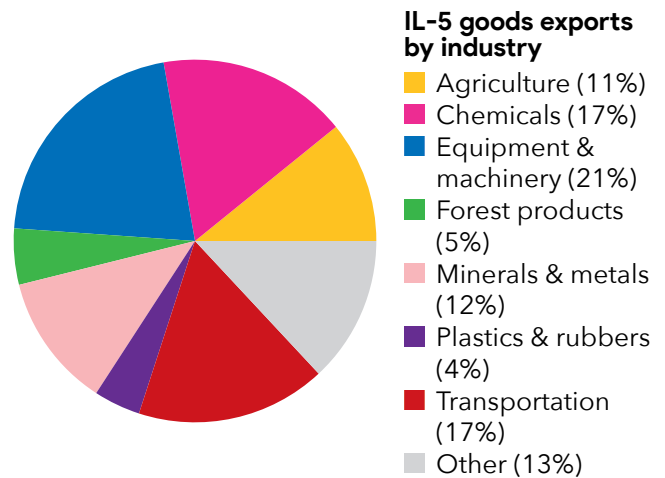
## An integrated economic & security partnership

960 people are employed at the 30 Canadian-owned businesses operating in IL-5

**IL-5**  
**exports \$501 million**  
 in goods to Canada annually

### Top IL-5 goods exports to Canada

■ Motor Vehicles.....	\$70 million
■ Pharmaceuticals & Medicines.....	\$37 million
■ Bakery & Tortilla Products.....	\$22 million
■ Navigational & measuring instruments.....	\$20 million
■ Converted Paper Products.....	\$19 million



**IL-5**  
**exports \$438 million**  
 in services to Canada annually

### Top IL-5 services exports to Canada

Business services.....	\$160 million
Transport.....	\$125 million
Travel (including for education).....	\$55 million
Financial services.....	\$38 million
Charges for the use of intellectual property.....	\$34 million

### Top Canadian-owned businesses in IL-5

- BMO Harris Bank
- BMO Financial
- Premier Salons
- American Apparel
- Flirty Girl Fitness Usa
- Alstyle Apparel
- Aldo
- Gerber Collision & Glass
- Blue Man Group
- Wisconsin Central Railroad

**April 2024**

Sources: **Trade Partnership:** Goods exports (2023 data, 3/2024 release) and services exports (2022 data, 1/2024 release), calculated figures, based on U.S. Census Bureau and U.S. Bureau of Economic Analysis data at state and national levels. **Dun & Bradstreet:** Canadian-owned businesses (12/2023 release). Figures may not add up due to rounding. Produced by the Embassy of Canada in Washington, D.C.



# Illinois' 6<sup>th</sup> district & Canada

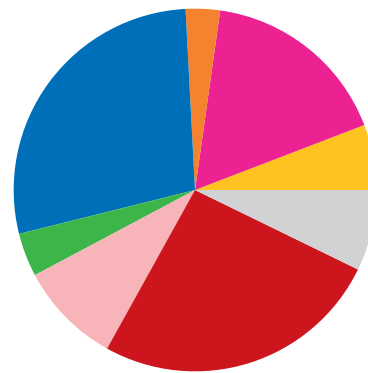
## An integrated economic & security partnership

2,170 people are employed at the 54 Canadian-owned businesses operating in IL-6

**IL-6**  
**exports \$856 million**  
 in goods to Canada annually

### Top IL-6 goods exports to Canada

■ Motor Vehicles.....	\$141 million
■ Computer Equipment.....	\$70 million
■ Motor Vehicle Parts.....	\$66 million
■ Pesticides & Fertilizers.....	\$53 million
■ Electrical Equipment & Components.....	\$40 million



**IL-6 goods exports by industry**

- Agriculture (6%)
- Chemicals (17%)
- Energy (3%)
- Equipment & machinery (28%)
- Forest products (4%)
- Minerals & metals (9%)
- Transportation (26%)
- Other (7%)

**IL-6**  
**exports \$253 million**  
 in services to Canada annually

### Top IL-6 services exports to Canada

Business services.....	\$119 million
Charges for the use of intellectual property.....	\$33 million
Financial services.....	\$29 million
Travel (including for education).....	\$27 million
Insurance services.....	\$20 million

### Top Canadian-owned businesses in IL-6

- McCain Foods
- Gerber Collision & Glass
- BMO Harris Bank
- TForce
- BMO Financial
- CIBC
- Thomson Reuters
- Kinaxis
- Cars Collision Center
- Boyd Group

**April 2024**

Sources: **Trade Partnership:** Goods exports (2023 data, 3/2024 release) and services exports (2022 data, 1/2024 release), calculated figures, based on U.S. Census Bureau and U.S. Bureau of Economic Analysis data at state and national levels. **Dun & Bradstreet:** Canadian-owned businesses (12/2023 release). Figures may not add up due to rounding. Produced by the Embassy of Canada in Washington, D.C.

# Illinois' 7<sup>th</sup> district & Canada

## An integrated economic & security partnership

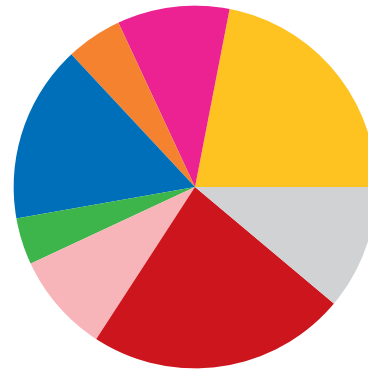
13,340 people are employed at the 146 Canadian-owned businesses operating in IL-7

### IL-7

**exports \$695 million**  
 in goods to Canada annually

#### Top IL-7 goods exports to Canada

■ Motor Vehicles.....	\$105 million
■ Sugar & Confectionery Products.....	\$54 million
■ Railroad Rolling Stock.....	\$41 million
■ Petroleum & coal products.....	\$33 million
■ Electrical equipment.....	\$31 million



**IL-7 goods exports by industry**

- Agriculture (22%)
- Chemicals (10%)
- Energy (5%)
- Equipment & machinery (16%)
- Forest products (4%)
- Minerals & metals (9%)
- Transportation (23%)
- Other (11%)

### IL-7

**exports \$618 million**  
 in services to Canada annually

#### Top IL-7 services exports to Canada

Business services.....	\$322 million
Financial services.....	\$114 million
Travel (including for education).....	\$73 million
Charges for the use of intellectual property.....	\$54 million
Insurance services.....	\$33 million

#### Top Canadian-owned businesses in IL-7

- BMO Harris Bank
- Insurance Auto Auctions
- Stantec
- US Security Associates
- GGP
- Thomson Reuters
- Village Cross Keys Rcrtion Ass
- Allied Universal
- WSP USA
- Trizec Properties

#### April 2024

Sources: **Trade Partnership:** Goods exports (2023 data, 3/2024 release) and services exports (2022 data, 1/2024 release), calculated figures, based on U.S. Census Bureau and U.S. Bureau of Economic Analysis data at state and national levels. **Dun & Bradstreet:** Canadian-owned businesses (12/2023 release). Figures may not add up due to rounding. Produced by the Embassy of Canada in Washington, D.C.

# Illinois' 8<sup>th</sup> district & Canada

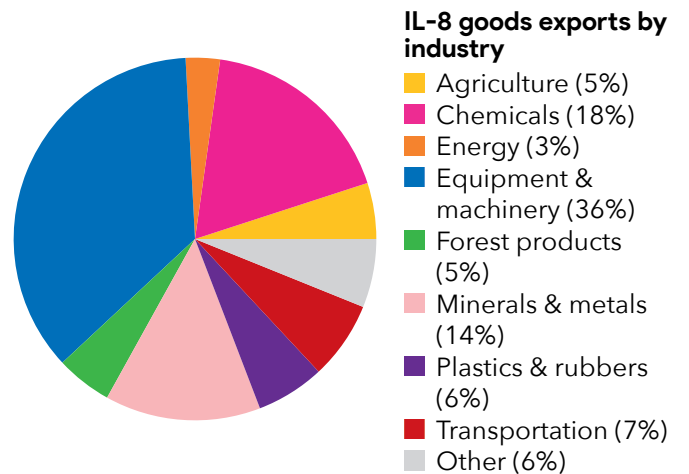
## An integrated economic & security partnership

3,150 people are employed at the 75 Canadian-owned businesses operating in IL-8

**IL-8**  
**exports \$1.3 billion**  
 in goods to Canada annually

### Top IL-8 goods exports to Canada

■ Pesticides & Fertilizers.....	\$87 million
■ Plastics Products.....	\$76 million
■ Navigational & measuring instruments.....	\$74 million
■ Engines & turbines.....	\$62 million
■ Resins & Synthetic Fibers.....	\$61 million



**IL-8**  
**exports \$219 million**  
 in services to Canada annually

### Top IL-8 services exports to Canada

Business services.....	\$102 million
Charges for the use of intellectual property.....	\$33 million
Travel (including for education).....	\$27 million
Financial services.....	\$26 million
Insurance services.....	\$16 million

### Top Canadian-owned businesses in IL-8

- Leading Edge
- BMO Harris Bank
- Motor Coach Industries
- Transcontinental
- BMO Financial
- ATS
- CCSI
- Sternberg Lanterns
- Dubois Chemicals
- Optitex

**April 2024**

Sources: **Trade Partnership:** Goods exports (2023 data, 3/2024 release) and services exports (2022 data, 1/2024 release), calculated figures, based on U.S. Census Bureau and U.S. Bureau of Economic Analysis data at state and national levels. **Dun & Bradstreet:** Canadian-owned businesses (12/2023 release). Figures may not add up due to rounding. Produced by the Embassy of Canada in Washington, D.C.

# Illinois' 9<sup>th</sup> district & Canada

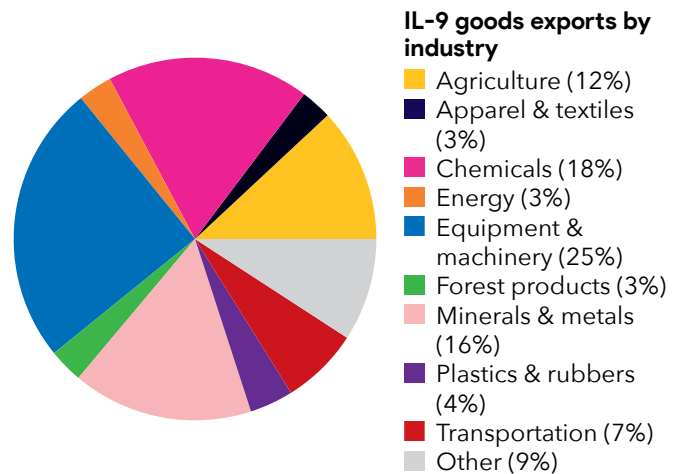
## An integrated economic & security partnership

500 people are employed at the 27 Canadian-owned businesses operating in IL-9

**IL-9**  
**exports \$676 million**  
 in goods to Canada annually

### Top IL-9 goods exports to Canada

■ Pesticides & Fertilizers.....	\$60 million
■ Nonferrous metal products.....	\$51 million
■ Navigational & measuring instruments.....	\$39 million
■ Motor Vehicles.....	\$36 million
■ Electrical equipment.....	\$31 million



**IL-9**  
**exports \$270 million**  
 in services to Canada annually

### Top IL-9 services exports to Canada

Business services.....	\$125 million
Travel (including for education).....	\$43 million
Financial services.....	\$28 million
Charges for the use of intellectual property.....	\$25 million
Transport.....	\$25 million

### Top Canadian-owned businesses in IL-9

- BMO Harris Bank
- GHP Group
- Service Experts
- Colliers International
- Premier Salons
- Trans World Ny Sub
- American Apparel
- Gerber Collision & Glass
- Research in Motion
- Aldo

**April 2024**

Sources: **Trade Partnership:** Goods exports (2023 data, 3/2024 release) and services exports (2022 data, 1/2024 release), calculated figures, based on U.S. Census Bureau and U.S. Bureau of Economic Analysis data at state and national levels. **Dun & Bradstreet:** Canadian-owned businesses (12/2023 release). Figures may not add up due to rounding. Produced by the Embassy of Canada in Washington, D.C.

# Illinois' 10<sup>th</sup> district & Canada

## An integrated economic & security partnership

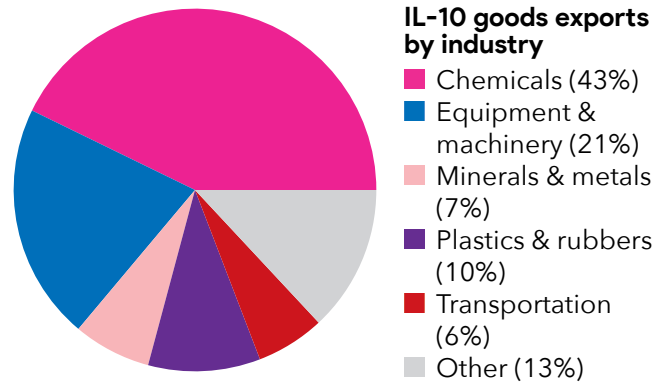
2,350 people are employed at the 49 Canadian-owned businesses operating in IL-10

### IL-10

**exports \$1.5 billion**  
 in goods to Canada annually

#### Top IL-10 goods exports to Canada

Pharmaceuticals & Medicines.....	\$600 million
Plastics Products.....	\$124 million
Medical Equipment & Supplies.....	\$93 million
Communications Equipment.....	\$85 million
Motor Vehicles.....	\$72 million



### IL-10

**exports \$173 million**  
 in services to Canada annually

#### Top IL-10 services exports to Canada

Business services.....	\$76 million
Charges for the use of intellectual property.....	\$41 million
Financial services.....	\$29 million
Travel (including for education).....	\$18 million
Insurance services.....	\$4 million

#### Top Canadian-owned businesses in IL-10

- PCS Nitrogen
- BMO Harris Bank
- Arxium
- Creation Technologies
- Ex-Tech Plastics
- BMO Financial
- PCS
- Pcs Phosphate Company
- Gerber Collision & Glass
- PCS Potash

#### April 2024

Sources: **Trade Partnership:** Goods exports (2023 data, 3/2024 release) and services exports (2022 data, 1/2024 release), calculated figures, based on U.S. Census Bureau and U.S. Bureau of Economic Analysis data at state and national levels. **Dun & Bradstreet:** Canadian-owned businesses (12/2023 release). Figures may not add up due to rounding. Produced by the Embassy of Canada in Washington, D.C.

# Illinois' 11<sup>th</sup> district & Canada

## An integrated economic & security partnership

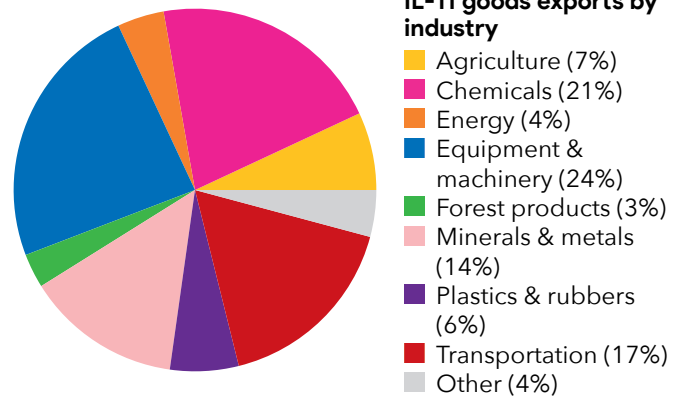
1,410 people are employed at the 48 Canadian-owned businesses operating in IL-11

### IL-11

**exports \$1.4 billion**  
 in goods to Canada annually

#### Top IL-11 goods exports to Canada

■ Motor Vehicle Parts.....	\$99 million
■ Motor Vehicles.....	\$97 million
■ Nonferrous metal products.....	\$85 million
■ Basic Chemicals.....	\$73 million
■ Soaps, Cleaning Agents & Toiletries.....	\$72 million



### IL-11

**exports \$133 million**  
 in services to Canada annually

#### Top IL-11 services exports to Canada

Business services.....	\$54 million
Charges for the use of intellectual property.....	\$27 million
Travel (including for education).....	\$23 million
Financial services.....	\$14 million
Insurance services.....	\$9 million

#### Top Canadian-owned businesses in IL-11

- BMO Harris Bank
- BMO Financial
- Kinetrics
- Central Wire
- Checkpoint Systems
- Samuel, Son & Co
- CCL Label
- Magick Woods
- Highland Insur Solutions
- Rock River Environmental Solutions

#### April 2024

Sources: **Trade Partnership:** Goods exports (2023 data, 3/2024 release) and services exports (2022 data, 1/2024 release), calculated figures, based on U.S. Census Bureau and U.S. Bureau of Economic Analysis data at state and national levels. **Dun & Bradstreet:** Canadian-owned businesses (12/2023 release). Figures may not add up due to rounding. Produced by the Embassy of Canada in Washington, D.C.

# Illinois' 12<sup>th</sup> district & Canada

## An integrated economic & security partnership

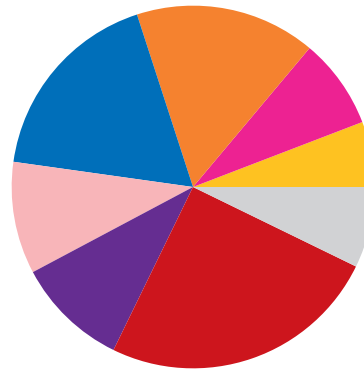
2,580 people are employed at the 26 Canadian-owned businesses operating in IL-12

### IL-12

**exports \$1.3 billion**  
 in goods to Canada annually

#### Top IL-12 goods exports to Canada

■ Motor Vehicle Parts.....	\$166 million
■ Petroleum & coal products.....	\$153 million
■ Motor Vehicles.....	\$100 million
■ Rubber Products.....	\$85 million
■ Plastics Products.....	\$52 million



IL-12 goods exports by industry

- Agriculture (6%)
- Chemicals (8%)
- Energy (16%)
- Equipment & machinery (18%)
- Minerals & metals (10%)
- Plastics & rubbers (10%)
- Transportation (25%)
- Other (7%)

### IL-12

**exports \$68 million**  
 in services to Canada annually

#### Top IL-12 services exports to Canada

Travel (including for education).....	\$23 million
Financial services.....	\$20 million
Charges for the use of intellectual property.....	\$9 million
Business services.....	\$6 million
Maintenance & repair services.....	\$5 million

#### Top Canadian-owned businesses in IL-12

- Magna Exteriors
- Nascote Industries
- Illinois Central Railroad
- Pacific Cycle
- Nutrien Ag Solutions
- Ag Growth International
- Cantech Industries
- Schilli Corporation
- Agi-Yargus
- Mid-Am Holdings

#### April 2024

Sources: **Trade Partnership:** Goods exports (2023 data, 3/2024 release) and services exports (2022 data, 1/2024 release), calculated figures, based on U.S. Census Bureau and U.S. Bureau of Economic Analysis data at state and national levels. **Dun & Bradstreet:** Canadian-owned businesses (12/2023 release). Figures may not add up due to rounding. Produced by the Embassy of Canada in Washington, D.C.

# Illinois' 13<sup>th</sup> district & Canada

## An integrated economic & security partnership

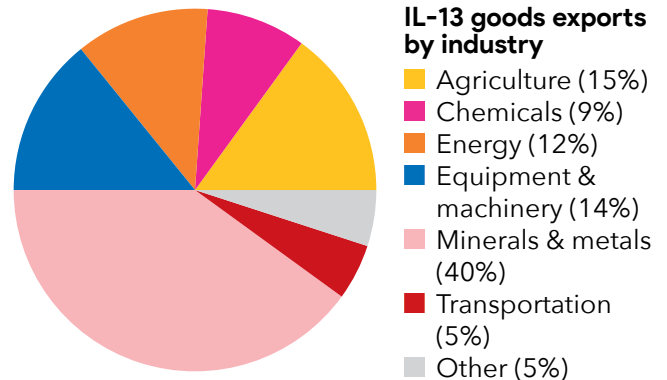
800 people are employed at the 35 Canadian-owned businesses operating in IL-13

### IL-13

**exports \$1.5 billion**  
 in goods to Canada annually

#### Top IL-13 goods exports to Canada

Nonferrous metal products.....	\$384 million
Petroleum & coal products.....	\$179 million
Grain & Oilseed Milling Products.....	\$154 million
Iron, steel & ferroalloys.....	\$140 million
Agricultural & construction machinery.....	\$112 million



### IL-13

**exports \$116 million**  
 in services to Canada annually

#### Top IL-13 services exports to Canada

Travel (including for education).....	\$54 million
Business services.....	\$22 million
Charges for the use of intellectual property.....	\$14 million
Financial services.....	\$14 million
Insurance services.....	\$5 million

#### Top Canadian-owned businesses in IL-13

- Allied Universal
- Illinois Central Railroad
- Clifford-Jacobs Forging
- Mac's Convenience Stores
- Arnold Transportation
- Union Iron
- Service Experts
- Wood Environmental Infrastructure Solutions
- Zenith Insurance Company
- Chemtrade

#### April 2024

Sources: **Trade Partnership:** Goods exports (2023 data, 3/2024 release) and services exports (2022 data, 1/2024 release), calculated figures, based on U.S. Census Bureau and U.S. Bureau of Economic Analysis data at state and national levels. **Dun & Bradstreet:** Canadian-owned businesses (12/2023 release). Figures may not add up due to rounding. Produced by the Embassy of Canada in Washington, D.C.



# Illinois' 14<sup>th</sup> district & Canada

## An integrated economic & security partnership

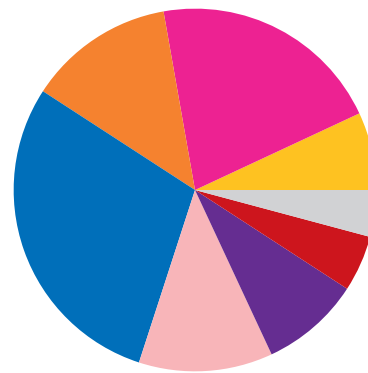
1,090 people are employed at the 24 Canadian-owned businesses operating in IL-14

### IL-14

**exports \$819 million**  
 in goods to Canada annually

#### Top IL-14 goods exports to Canada

■ Petroleum & coal products.....	\$101 million
■ Basic Chemicals.....	\$87 million
■ Soaps, Cleaning Agents & Toiletries.....	\$46 million
■ Plastics Products.....	\$40 million
■ Agricultural & construction machinery.....	\$35 million



**IL-14 goods exports by industry**

- Agriculture (7%)
- Chemicals (21%)
- Energy (13%)
- Equipment & machinery (29%)
- Minerals & metals (12%)
- Plastics & rubbers (9%)
- Transportation (5%)
- Other (4%)

### IL-14

**exports \$65 million**  
 in services to Canada annually

#### Top IL-14 services exports to Canada

Business services.....	\$22 million
Travel (including for education).....	\$21 million
Financial services.....	\$9 million
Charges for the use of intellectual property.....	\$9 million
Maintenance & repair services.....	\$3 million

#### Top Canadian-owned businesses in IL-14

- BMO Harris Bank
- Michicann Medical
- TForce
- Sigan America
- Franchise Management Investors
- Pcs Phosphate Company
- Gerber Collision & Glass
- Trans World Ny Sub
- Mitel
- Nutrien Ag Solutions

#### April 2024

Sources: **Trade Partnership:** Goods exports (2023 data, 3/2024 release) and services exports (2022 data, 1/2024 release), calculated figures, based on U.S. Census Bureau and U.S. Bureau of Economic Analysis data at state and national levels. **Dun & Bradstreet:** Canadian-owned businesses (12/2023 release). Figures may not add up due to rounding. Produced by the Embassy of Canada in Washington, D.C.

# Illinois' 15<sup>th</sup> district & Canada

## An integrated economic & security partnership

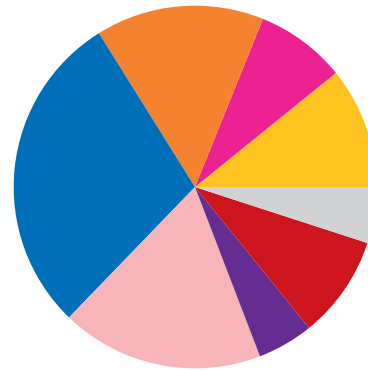
580 people are employed at the 13 Canadian-owned businesses operating in IL-15

### IL-15

**exports \$1.9 billion**  
 in goods to Canada annually

#### Top IL-15 goods exports to Canada

■ Agricultural & construction machinery.....	\$315 million
■ Petroleum & coal products.....	\$285 million
■ Nonferrous metal products.....	\$168 million
■ Grain & Oilseed Milling Products.....	\$87 million
■ Motor Vehicle Parts.....	\$85 million



**IL-15 goods exports by industry**

- Agriculture (11%)
- Chemicals (8%)
- Energy (15%)
- Equipment & machinery (29%)
- Minerals & metals (18%)
- Plastics & rubbers (5%)
- Transportation (9%)
- Other (5%)

### IL-15

**exports \$72 million**  
 in services to Canada annually

#### Top IL-15 services exports to Canada

Financial services.....	\$24 million
Travel (including for education).....	\$19 million
Charges for the use of intellectual property.....	\$9 million
Business services.....	\$8 million
Insurance services.....	\$6 million

#### Top Canadian-owned businesses in IL-15

- Nutrien Ag Solutions
- Illinois Central Railroad
- Mac's Convenience Stores
- Peoria Disposal
- Trans World Ny Sub
- Hixson Lumber
- Birthright
- Agrium
- Insurance Auto Auctions
- Enbridge

#### April 2024

Sources: **Trade Partnership:** Goods exports (2023 data, 3/2024 release) and services exports (2022 data, 1/2024 release), calculated figures, based on U.S. Census Bureau and U.S. Bureau of Economic Analysis data at state and national levels. **Dun & Bradstreet:** Canadian-owned businesses (12/2023 release). Figures may not add up due to rounding. Produced by the Embassy of Canada in Washington, D.C.

# Illinois' 16<sup>th</sup> district & Canada

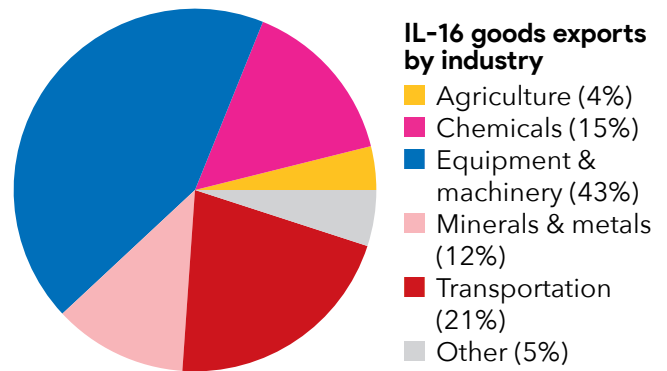
## An integrated economic & security partnership

770 people are employed at the 32 Canadian-owned businesses operating in IL-16

**IL-16**  
**exports \$2.3 billion**  
**in goods to Canada annually**

### Top IL-16 goods exports to Canada

■ Agricultural & construction machinery.....	\$543 million
■ Motor Vehicles.....	\$218 million
■ Motor Vehicle Parts.....	\$169 million
■ Resins & Synthetic Fibers.....	\$132 million
■ Basic Chemicals.....	\$108 million



**IL-16**  
**exports \$63 million**  
**in services to Canada annually**

### Top IL-16 services exports to Canada

Travel (including for education).....	\$20 million
Business services.....	\$11 million
Charges for the use of intellectual property.....	\$10 million
Financial services.....	\$9 million
Insurance services.....	\$7 million

### Top Canadian-owned businesses in IL-16

- US Security Associates
- BMO Harris Bank
- Brandt Industries Usa Ltd
- Nutrien Ag Solutions
- Toledo Peoria & Western Railway
- MATCOR
- Aux Sable Liquid Products
- Hot-Line Freight System
- Tazewell & Peoria Railroad
- BMO Financial

**April 2024**

Sources: **Trade Partnership:** Goods exports (2023 data, 3/2024 release) and services exports (2022 data, 1/2024 release), calculated figures, based on U.S. Census Bureau and U.S. Bureau of Economic Analysis data at state and national levels. **Dun & Bradstreet:** Canadian-owned businesses (12/2023 release). Figures may not add up due to rounding. Produced by the Embassy of Canada in Washington, D.C.

# Illinois' 17<sup>th</sup> district & Canada

## An integrated economic & security partnership

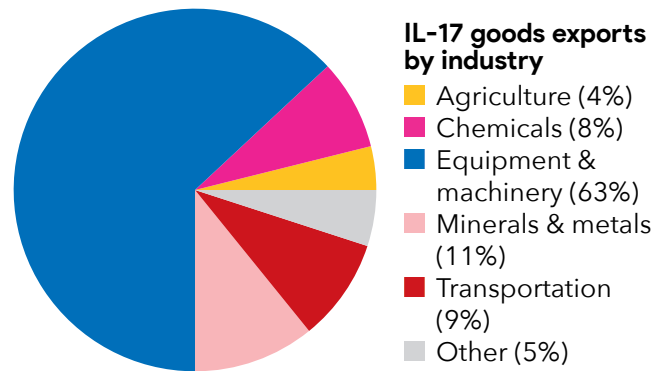
1,780 people are employed at the 33 Canadian-owned businesses operating in IL-17

### IL-17

**exports \$2.5 billion**  
 in goods to Canada annually

#### Top IL-17 goods exports to Canada

■ Agricultural & construction machinery.....	\$1.1 billion
■ Engines & turbines.....	\$140 million
■ Aerospace products & parts.....	\$107 million
■ Iron, steel & ferroalloys.....	\$82 million
■ Nonferrous metal products.....	\$71 million



### IL-17

**exports \$236 million**  
 in services to Canada annually

#### Top IL-17 services exports to Canada

Transport.....	\$109 million
Travel (including for education).....	\$33 million
Business services.....	\$29 million
Insurance services.....	\$25 million
Financial services.....	\$20 million

#### Top Canadian-owned businesses in IL-17

- BMO Financial
- Chestnut Global Partners
- BMO Harris Bank
- Rock River Environmental Solutions
- Car Wash Partners
- SMG Holdings
- TForce
- Nutrien Ag Solutions
- Illinois Central Railroad
- Mac's Convenience Stores

#### April 2024

Sources: **Trade Partnership:** Goods exports (2023 data, 3/2024 release) and services exports (2022 data, 1/2024 release), calculated figures, based on U.S. Census Bureau and U.S. Bureau of Economic Analysis data at state and national levels. **Dun & Bradstreet:** Canadian-owned businesses (12/2023 release). Figures may not add up due to rounding. Produced by the Embassy of Canada in Washington, D.C.

# Indiana's 1<sup>st</sup> district & Canada

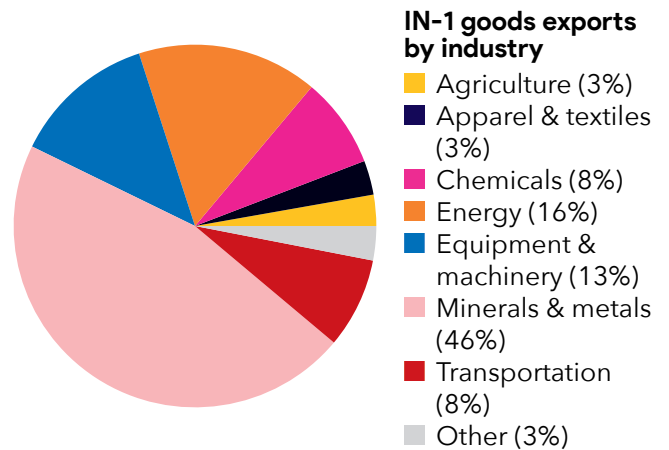
## An integrated economic & security partnership

1,520 people are employed at the 40 Canadian-owned businesses operating in IN-1

**IN-1**  
**exports \$919 million**  
 in goods to Canada annually

### Top IN-1 goods exports to Canada

Iron, steel & ferroalloys.....	\$359 million
Petroleum & coal products.....	\$145 million
Railroad Rolling Stock.....	\$71 million
Basic Chemicals.....	\$43 million
Soaps, Cleaning Agents & Toiletries.....	\$20 million



**IN-1**  
**exports \$40 million**  
 in services to Canada annually

### Top IN-1 services exports to Canada

Travel (including for education).....	\$20 million
Business services.....	\$11 million
Charges for the use of intellectual property.....	\$5 million
Maintenance & repair services.....	\$3 million
Financial services.....	\$1 million

### Top Canadian-owned businesses in IN-1

- US Security Associates
- Mercantile National Bank
- BMO Harris Bank
- CCL Label
- Gerber Collision & Glass
- Central Wire Industries
- Midwestern Electric
- SNC-Lavalin
- Service Experts
- Rad Comm Systems

**April 2024**

Sources: **Trade Partnership:** Goods exports (2023 data, 3/2024 release) and services exports (2022 data, 1/2024 release), calculated figures, based on U.S. Census Bureau and U.S. Bureau of Economic Analysis data at state and national levels. **Dun & Bradstreet:** Canadian-owned businesses (12/2023 release). Figures may not add up due to rounding. Produced by the Embassy of Canada in Washington, D.C.

# Indiana's 2<sup>nd</sup> district & Canada

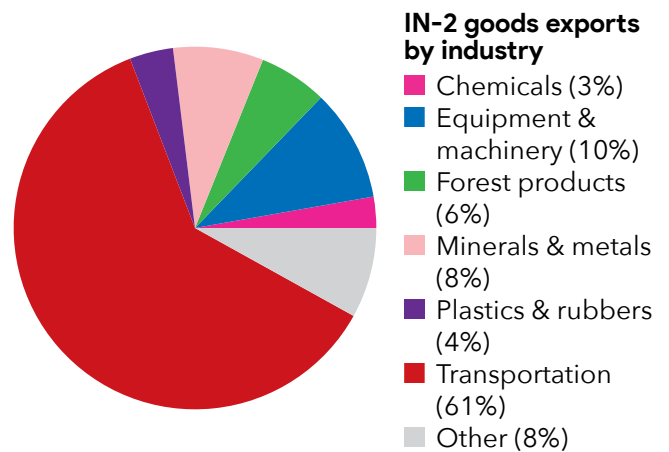
## An integrated economic & security partnership

410 people are employed at the 28 Canadian-owned businesses operating in IN-2

**IN-2**  
**exports \$3.5 billion**  
 in goods to Canada annually

### Top IN-2 goods exports to Canada

■ Motor Vehicle Bodies & Trailers.....	\$1.3 billion
■ Motor Vehicle Parts.....	\$483 million
■ Motor Vehicles.....	\$289 million
■ Medical Equipment & Supplies.....	\$132 million
■ Plastics Products.....	\$111 million



**IN-2**  
**exports \$43 million**  
 in services to Canada annually

### Top IN-2 services exports to Canada

Travel (including for education).....	\$17 million
Charges for the use of intellectual property.....	\$13 million
Business services.....	\$6 million
Maintenance & repair services.....	\$4 million
Insurance services.....	\$2 million

### Top Canadian-owned businesses in IN-2

- Arboc Specialty Vehicles
- Stantec
- Trans World Ny Sub
- Service Experts
- Nutrien Ag Solutions
- Hardwoods Specialty Products
- Pinnstar
- WSP USA
- Tcb Enterprises
- Just Energy

**April 2024**

Sources: **Trade Partnership:** Goods exports (2023 data, 3/2024 release) and services exports (2022 data, 1/2024 release), calculated figures, based on U.S. Census Bureau and U.S. Bureau of Economic Analysis data at state and national levels. **Dun & Bradstreet:** Canadian-owned businesses (12/2023 release). Figures may not add up due to rounding. Produced by the Embassy of Canada in Washington, D.C.

# Indiana's 3<sup>rd</sup> district & Canada

## An integrated economic & security partnership

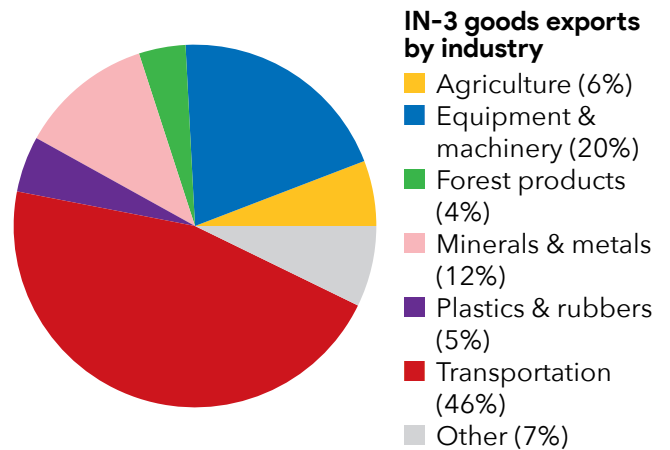
3,470 people are employed at the 31 Canadian-owned businesses operating in IN-3

### IN-3

**exports \$2.5 billion**  
 in goods to Canada annually

#### Top IN-3 goods exports to Canada

■ Motor Vehicles.....	\$636 million
■ Motor Vehicle Parts.....	\$390 million
■ Electrical equipment.....	\$88 million
■ Motor Vehicle Bodies & Trailers.....	\$85 million
■ Plastics Products.....	\$76 million



### IN-3

**exports \$47 million**  
 in services to Canada annually

#### Top IN-3 services exports to Canada

Travel (including for education).....	\$15 million
Business services.....	\$9 million
Insurance services.....	\$9 million
Charges for the use of intellectual property.....	\$8 million
Maintenance & repair services.....	\$4 million

#### Top Canadian-owned businesses in IN-3

- Muti-Plex Div
- Linamar
- Tippmann
- Tippmann Finance
- Matalco
- Multimatic
- TForce
- Onward Manufacturing
- Boyd Group
- Chicago, Ft. Wayne & Eastern Railroad

April 2024

Sources: **Trade Partnership:** Goods exports (2023 data, 3/2024 release) and services exports (2022 data, 1/2024 release), calculated figures, based on U.S. Census Bureau and U.S. Bureau of Economic Analysis data at state and national levels. **Dun & Bradstreet:** Canadian-owned businesses (12/2023 release). Figures may not add up due to rounding. Produced by the Embassy of Canada in Washington, D.C.

# Indiana's 4<sup>th</sup> district & Canada

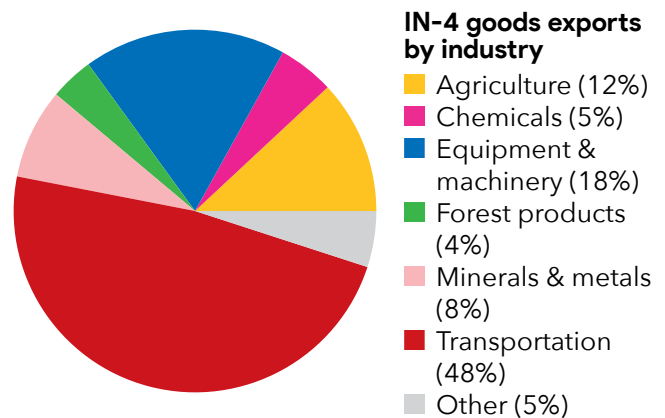
## An integrated economic & security partnership

1,330 people are employed at the 19 Canadian-owned businesses operating in IN-4

**IN-4**  
**exports \$1.6 billion**  
 in goods to Canada annually

### Top IN-4 goods exports to Canada

■ Motor Vehicles.....	\$592 million
■ Motor Vehicle Parts.....	\$157 million
■ Nonferrous metal products.....	\$34 million
■ Basic Chemicals.....	\$33 million
■ Electrical Equipment & Components.....	\$32 million



**IN-4**  
**exports \$56 million**  
 in services to Canada annually

### Top IN-4 services exports to Canada

Travel (including for education).....	\$30 million
Business services.....	\$11 million
Charges for the use of intellectual property.....	\$11 million
Maintenance & repair services.....	\$2 million
Insurance services.....	\$1 million

### Top Canadian-owned businesses in IN-4

- Maplehurst Bakeries
- Wb Frozen Us
- BMO Harris Bank
- Badger Daylighting
- Nutrien Ag Solutions
- Kromet America
- Mac's Convenience Stores
- Birthright
- BSREP II
- Gerber Collision & Glass

**April 2024**

Sources: **Trade Partnership:** Goods exports (2023 data, 3/2024 release) and services exports (2022 data, 1/2024 release), calculated figures, based on U.S. Census Bureau and U.S. Bureau of Economic Analysis data at state and national levels. **Dun & Bradstreet:** Canadian-owned businesses (12/2023 release). Figures may not add up due to rounding. Produced by the Embassy of Canada in Washington, D.C.



# Indiana's 5<sup>th</sup> district & Canada

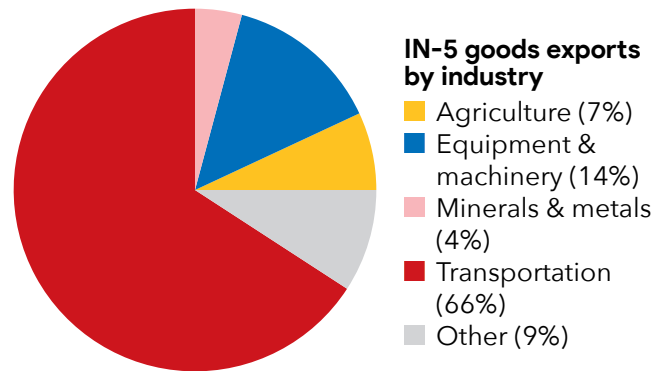
## An integrated economic & security partnership

830 people are employed at the 30 Canadian-owned businesses operating in IN-5

**IN-5**  
**exports \$1.1 billion**  
 in goods to Canada annually

### Top IN-5 goods exports to Canada

■ Motor Vehicle Parts.....	\$426 million
■ Motor Vehicles.....	\$280 million
■ Dairy Products.....	\$31 million
■ Medical Equipment & Supplies.....	\$17 million
■ Electrical Equipment & Components.....	\$14 million



**IN-5**  
**exports \$70 million**  
 in services to Canada annually

### Top IN-5 services exports to Canada

Travel (including for education).....	\$22 million
Insurance services.....	\$18 million
Business services.....	\$16 million
Charges for the use of intellectual property.....	\$10 million
Financial services.....	\$3 million

### Top Canadian-owned businesses in IN-5

- Magna Powertrain
- BMO Harris Bank
- Automotive Recovery Svcs
- Mancor
- Porter Systems
- Manatron
- Magnequench
- Inmar
- Birthright
- Trans World Ny Sub

**April 2024**

Sources: **Trade Partnership:** Goods exports (2023 data, 3/2024 release) and services exports (2022 data, 1/2024 release), calculated figures, based on U.S. Census Bureau and U.S. Bureau of Economic Analysis data at state and national levels. **Dun & Bradstreet:** Canadian-owned businesses (12/2023 release). Figures may not add up due to rounding. Produced by the Embassy of Canada in Washington, D.C.

# Indiana's 6<sup>th</sup> district & Canada

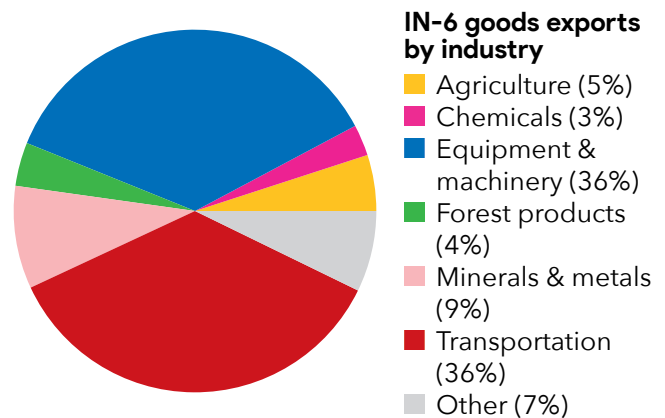
## An integrated economic & security partnership

16,430 people are employed at the 28 Canadian-owned businesses operating in IN-6

**IN-6**  
**exports \$1.4 billion**  
 in goods to Canada annually

### Top IN-6 goods exports to Canada

■ Motor Vehicle Parts.....	\$349 million
■ Engines & turbines.....	\$232 million
■ Motor Vehicles.....	\$155 million
■ Plastics Products.....	\$30 million
■ Computer Equipment.....	\$29 million



**IN-6**  
**exports \$45 million**  
 in services to Canada annually

### Top IN-6 services exports to Canada

Travel (including for education).....	\$16 million
Business services.....	\$11 million
Charges for the use of intellectual property.....	\$10 million
Insurance services.....	\$5 million
Maintenance & repair services.....	\$2 million

### Top Canadian-owned businesses in IN-6

- Couche-Tard US
- Dorel
- Mac's Convenience Stores
- Wb Frozen Us
- BMO Harris Bank
- Nutrien Ag Solutions
- IBC Advanced Alloys Copper
- Moore Restoration
- PC Specialists
- Great Atlantic News

**April 2024**

Sources: **Trade Partnership:** Goods exports (2023 data, 3/2024 release) and services exports (2022 data, 1/2024 release), calculated figures, based on U.S. Census Bureau and U.S. Bureau of Economic Analysis data at state and national levels. **Dun & Bradstreet:** Canadian-owned businesses (12/2023 release). Figures may not add up due to rounding. Produced by the Embassy of Canada in Washington, D.C.

# Indiana's 7<sup>th</sup> district & Canada

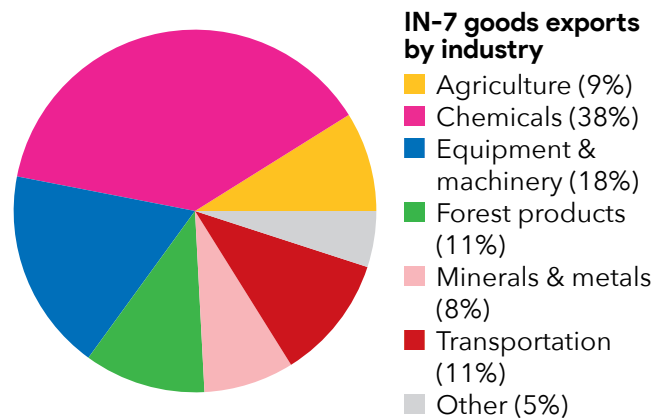
## An integrated economic & security partnership

1,690 people are employed at the 58 Canadian-owned businesses operating in IN-7

**IN-7**  
**exports \$681 million**  
 in goods to Canada annually

### Top IN-7 goods exports to Canada

Pharmaceuticals & Medicines.....	\$174 million
Aerospace products & parts.....	\$73 million
Computer Equipment.....	\$63 million
Printed Matter & Related Products.....	\$58 million
Basic Chemicals.....	\$43 million



**IN-7**  
**exports \$150 million**  
 in services to Canada annually

### Top IN-7 services exports to Canada

Business services.....	\$44 million
Charges for the use of intellectual property.....	\$42 million
Travel (including for education).....	\$28 million
Insurance services.....	\$28 million
Transport.....	\$3 million

### Top Canadian-owned businesses in IN-7

- Allied Universal
- Allison Payment Systems
- Double-Take Software
- BMO Harris Bank
- Beam Longest & Neff
- Carbonite
- Mac's Convenience Stores
- Cti Billing Solutions
- Greenleaf Foods
- Coreslab Structures

**April 2024**

Sources: **Trade Partnership:** Goods exports (2023 data, 3/2024 release) and services exports (2022 data, 1/2024 release), calculated figures, based on U.S. Census Bureau and U.S. Bureau of Economic Analysis data at state and national levels. **Dun & Bradstreet:** Canadian-owned businesses (12/2023 release). Figures may not add up due to rounding. Produced by the Embassy of Canada in Washington, D.C.

# Indiana's 8<sup>th</sup> district & Canada

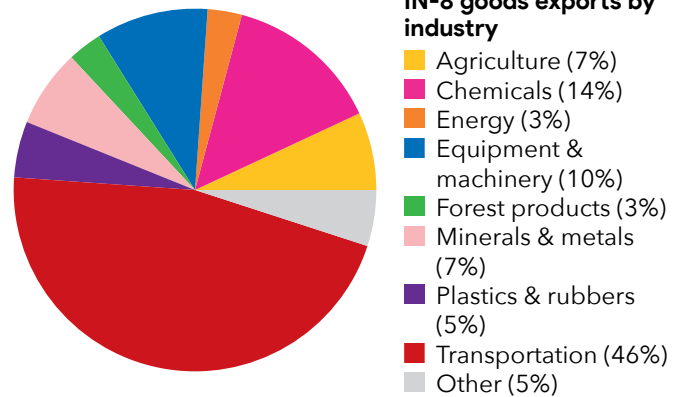
## An integrated economic & security partnership

780 people are employed at the 28 Canadian-owned businesses operating in IN-8

**IN-8**  
**exports \$1.6 billion**  
 in goods to Canada annually

### Top IN-8 goods exports to Canada

■ Motor Vehicles.....	\$481 million
■ Motor Vehicle Parts.....	\$220 million
■ Resins & Synthetic Fibers.....	\$130 million
■ Plastics Products.....	\$74 million
■ Electrical equipment.....	\$47 million



**IN-8**  
**exports \$49 million**  
 in services to Canada annually

### Top IN-8 services exports to Canada

Travel (including for education).....	\$18 million
Charges for the use of intellectual property.....	\$14 million
Business services.....	\$10 million
Maintenance & repair services.....	\$4 million
Insurance services.....	\$1 million

### Top Canadian-owned businesses in IN-8

- BMO Harris Bank
- Nutrien Ag Solutions
- Mac's Convenience Stores
- Soo Line Railroad
- Circle K
- Tangent Rail
- Trans World Ny Sub
- Brampton Brick
- State Group International Ltd
- ANR Pipeline

**April 2024**

Sources: **Trade Partnership:** Goods exports (2023 data, 3/2024 release) and services exports (2022 data, 1/2024 release), calculated figures, based on U.S. Census Bureau and U.S. Bureau of Economic Analysis data at state and national levels. **Dun & Bradstreet:** Canadian-owned businesses (12/2023 release). Figures may not add up due to rounding. Produced by the Embassy of Canada in Washington, D.C.

# Indiana's 9<sup>th</sup> district & Canada

## An integrated economic & security partnership

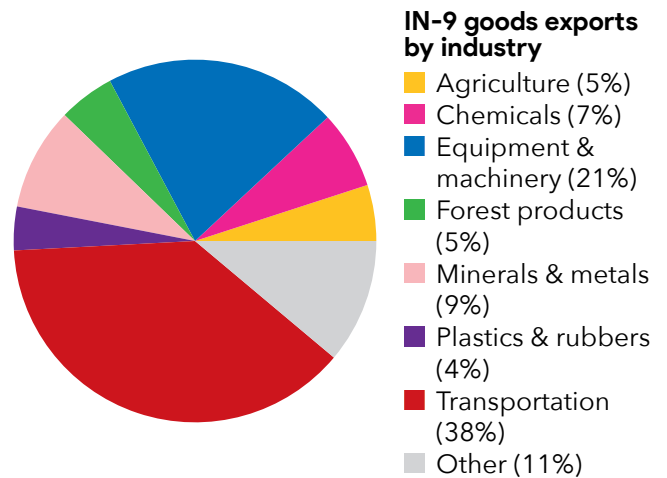
1,340 people are employed at the 16 Canadian-owned businesses operating in IN-9

### IN-9

**exports \$1.5 billion**  
 in goods to Canada annually

#### Top IN-9 goods exports to Canada

■ Motor Vehicle Parts.....	\$416 million
■ Motor Vehicles.....	\$153 million
■ Medical Equipment & Supplies.....	\$65 million
■ Plastics Products.....	\$59 million
■ Electrical equipment.....	\$35 million



### IN-9

**exports \$49 million**  
 in services to Canada annually

#### Top IN-9 services exports to Canada

Travel (including for education).....	\$25 million
Charges for the use of intellectual property.....	\$10 million
Business services.....	\$8 million
Maintenance & repair services.....	\$3 million
Insurance services.....	\$2 million

#### Top Canadian-owned businesses in IN-9

- Icon Metal Forming
- Mac's Convenience Stores
- Martinrea Industries
- Indiana Limestone Company
- Transcontinental
- Alumnitec
- Nutrien Ag Solutions
- Trans World Ny Sub
- Olon Industries
- Texas Eastern Transmission

April 2024

Sources: **Trade Partnership:** Goods exports (2023 data, 3/2024 release) and services exports (2022 data, 1/2024 release), calculated figures, based on U.S. Census Bureau and U.S. Bureau of Economic Analysis data at state and national levels. **Dun & Bradstreet:** Canadian-owned businesses (12/2023 release). Figures may not add up due to rounding. Produced by the Embassy of Canada in Washington, D.C.

# Iowa's 1<sup>st</sup> district & Canada

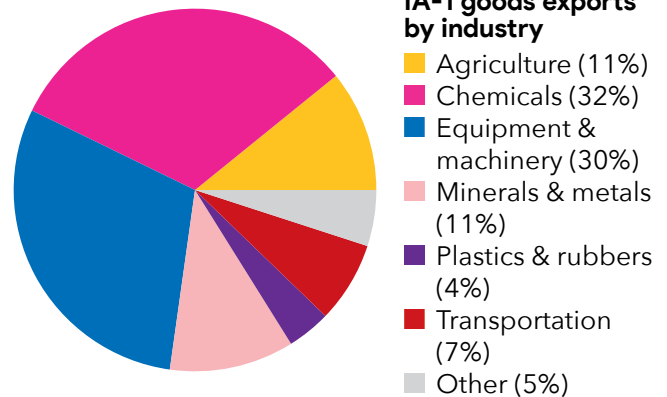
## An integrated economic & security partnership

1,410 people are employed at the 27 Canadian-owned businesses operating in IA-1

IA-1  
**exports \$1.9 billion**  
 in goods to Canada annually

### Top IA-1 goods exports to Canada

■ Agricultural & construction machinery.....	\$429 million
■ Pesticides & Fertilizers.....	\$290 million
■ Basic Chemicals.....	\$261 million
■ Iron, steel & ferroalloys.....	\$149 million
■ Grain & Oilseed Milling Products.....	\$77 million



IA-1  
**exports \$47 million**  
 in services to Canada annually

### Top IA-1 services exports to Canada

Travel (including for education).....	\$15 million
Charges for the use of intellectual property.....	\$11 million
Business services.....	\$8 million
Financial services.....	\$7 million
Maintenance & repair services.....	\$3 million

### Top Canadian-owned businesses in IA-1

- Cosma International
- Dieomatic Incorporated
- Nutrien Ag Solutions
- Franchise Management Investors
- Birthright
- Xerxes
- PCS Potash
- Mid-Am Holdings
- Iowa Chicago & Eastern Railroad
- Trans World Ny Sub

April 2024

Sources: **Trade Partnership:** Goods exports (2023 data, 3/2024 release) and services exports (2022 data, 1/2024 release), calculated figures, based on U.S. Census Bureau and U.S. Bureau of Economic Analysis data at state and national levels. **Dun & Bradstreet:** Canadian-owned businesses (12/2023 release). Figures may not add up due to rounding. Produced by the Embassy of Canada in Washington, D.C.

# Iowa's 2<sup>nd</sup> district & Canada

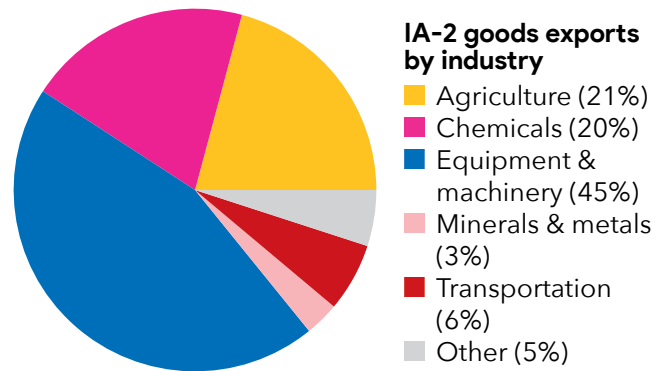
## An integrated economic & security partnership

1,390 people are employed at the 33 Canadian-owned businesses operating in IA-2

IA-2  
**exports \$1.6 billion**  
 in goods to Canada annually

### Top IA-2 goods exports to Canada

■ Agricultural & construction machinery.....	\$529 million
■ Basic Chemicals.....	\$241 million
■ Grain & Oilseed Milling Products.....	\$193 million
■ Meat Products.....	\$54 million
■ Motor Vehicle Bodies & Trailers.....	\$49 million



IA-2  
**exports \$75 million**  
 in services to Canada annually

### Top IA-2 services exports to Canada

Insurance services.....	\$24 million
Financial services.....	\$14 million
Charges for the use of intellectual property.....	\$12 million
Travel (including for education).....	\$12 million
Business services.....	\$7 million

### Top Canadian-owned businesses in IA-2

- Cosma International
- Franchise Management Investors
- TForce
- Nutrien Ag Solutions
- Trapeze Software Group
- Soo Line Railroad
- Birthright
- BMO Harris Bank
- Studio 4 Global
- RBC

April 2024

Sources: **Trade Partnership:** Goods exports (2023 data, 3/2024 release) and services exports (2022 data, 1/2024 release), calculated figures, based on U.S. Census Bureau and U.S. Bureau of Economic Analysis data at state and national levels. **Dun & Bradstreet:** Canadian-owned businesses (12/2023 release). Figures may not add up due to rounding. Produced by the Embassy of Canada in Washington, D.C.

# Iowa's 3<sup>rd</sup> district & Canada

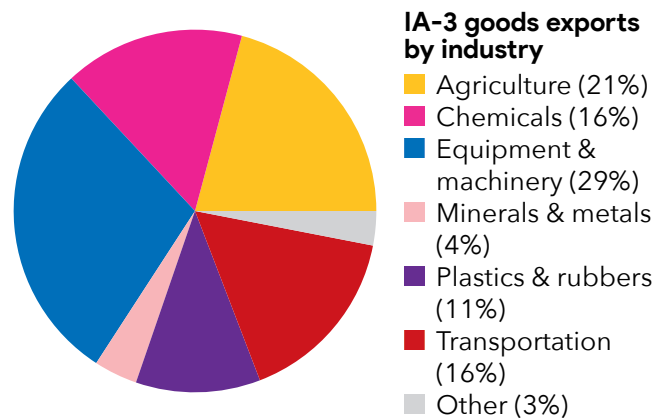
## An integrated economic & security partnership

1,120 people are employed at the 35 Canadian-owned businesses operating in IA-3

**IA-3**  
**exports \$535 million**  
 in goods to Canada annually

### Top IA-3 goods exports to Canada

■ Agricultural & construction machinery.....	\$104 million
■ Rubber Products.....	\$50 million
■ Basic Chemicals.....	\$44 million
■ Meat Products.....	\$40 million
■ Motor Vehicles.....	\$26 million



**IA-3**  
**exports \$169 million**  
 in services to Canada annually

### Top IA-3 services exports to Canada

Insurance services.....	\$67 million
Financial services.....	\$58 million
Business services.....	\$18 million
Travel (including for education).....	\$12 million
Charges for the use of intellectual property.....	\$9 million

### Top Canadian-owned businesses in IA-3

- Car Wash Partners
- Nutrien Ag Solutions
- BMO Harris Bank
- Allied Universal
- Wiese Industries
- Schafer Systems
- Iowa Chicago & Eastern Railroad
- Waste Connections
- Iowa Steel Fabrication
- Prairie Engineering

**April 2024**

Sources: **Trade Partnership:** Goods exports (2023 data, 3/2024 release) and services exports (2022 data, 1/2024 release), calculated figures, based on U.S. Census Bureau and U.S. Bureau of Economic Analysis data at state and national levels. **Dun & Bradstreet:** Canadian-owned businesses (12/2023 release). Figures may not add up due to rounding. Produced by the Embassy of Canada in Washington, D.C.



# Iowa's 4<sup>th</sup> district & Canada

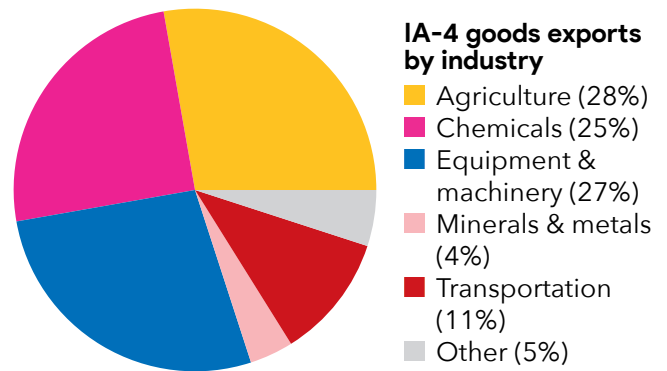
## An integrated economic & security partnership

1,020 people are employed at the 23 Canadian-owned businesses operating in IA-4

**IA-4**  
**exports \$1.4 billion**  
 in goods to Canada annually

### Top IA-4 goods exports to Canada

■ Agricultural & construction machinery.....	\$253 million
■ Basic Chemicals.....	\$206 million
■ Meat Products.....	\$149 million
■ Pesticides & Fertilizers.....	\$92 million
■ Grain & Oilseed Milling Products.....	\$76 million



**IA-4**  
**exports \$46 million**  
 in services to Canada annually

### Top IA-4 services exports to Canada

Travel (including for education).....	\$15 million
Charges for the use of intellectual property.....	\$9 million
Financial services.....	\$8 million
Business services.....	\$5 million
Maintenance & repair services.....	\$5 million

### Top Canadian-owned businesses in IA-4

- Fontaine Truck Equipment Co
- Nutrien Ag Solutions
- Agropur
- Canadian Pacific Railway
- Pollard Games
- Illinois Central Railroad
- Birthright
- Chitty Holdings
- BMO Harris Bank
- Trans World Ny Sub

**April 2024**

Sources: **Trade Partnership:** Goods exports (2023 data, 3/2024 release) and services exports (2022 data, 1/2024 release), calculated figures, based on U.S. Census Bureau and U.S. Bureau of Economic Analysis data at state and national levels. **Dun & Bradstreet:** Canadian-owned businesses (12/2023 release). Figures may not add up due to rounding. Produced by the Embassy of Canada in Washington, D.C.

# Kansas' 1<sup>st</sup> district & Canada

## An integrated economic & security partnership

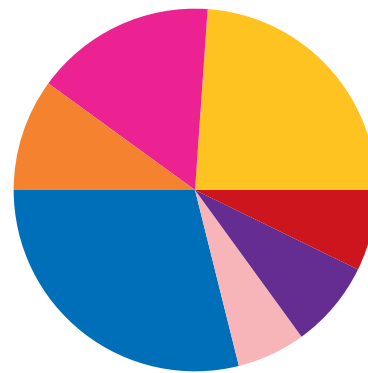
1,000 people are employed at the 23 Canadian-owned businesses operating in KS-1

### KS-1

**exports \$717 million**  
 in goods to Canada annually

#### Top KS-1 goods exports to Canada

Meat Products.....	\$102 million
Basic Chemicals.....	\$99 million
Agricultural & construction machinery.....	\$97 million
Oil & Gas.....	\$61 million
Electrical Equipment & Components.....	\$32 million



**KS-1 goods exports by industry**

- Agriculture (24%)
- Chemicals (16%)
- Energy (10%)
- Equipment & machinery (29%)
- Minerals & metals (6%)
- Plastics & rubbers (8%)
- Transportation (7%)
- Other (0%)

### KS-1

**exports \$45 million**  
 in services to Canada annually

#### Top KS-1 services exports to Canada

Business services.....	\$16 million
Travel (including for education).....	\$14 million
Charges for the use of intellectual property.....	\$6 million
Maintenance & repair services.....	\$4 million
Financial services.....	\$3 million

#### Top Canadian-owned businesses in KS-1

- Nutrien Ag Solutions
- Ag Growth International
- Circle K
- Chemtrade
- Harris Computer Systems
- RailAmerica
- ANR Pipeline
- Waste Connections
- BMO Harris Bank
- NGL Energy Partners

**April 2024**

Sources: **Trade Partnership:** Goods exports (2023 data, 3/2024 release) and services exports (2022 data, 1/2024 release), calculated figures, based on U.S. Census Bureau and U.S. Bureau of Economic Analysis data at state and national levels. **Dun & Bradstreet:** Canadian-owned businesses (12/2023 release). Figures may not add up due to rounding. Produced by the Embassy of Canada in Washington, D.C.

# Kansas' 2<sup>nd</sup> district & Canada

## An integrated economic & security partnership

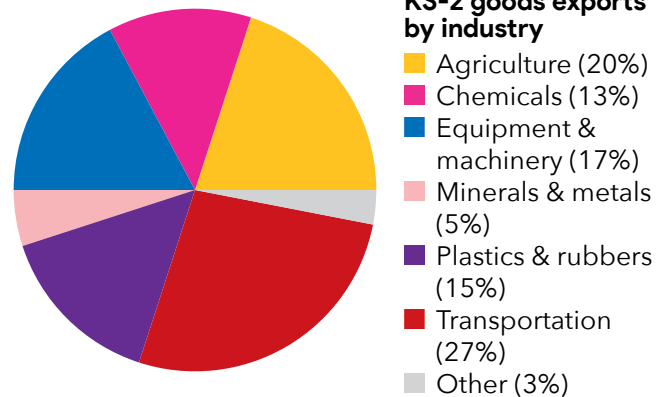
1,040 people are employed at the 23 Canadian-owned businesses operating in KS-2

### KS-2

**exports \$741 million**  
 in goods to Canada annually

#### Top KS-2 goods exports to Canada

■ Motor Vehicles.....	\$153 million
■ Rubber Products.....	\$81 million
■ Animal Foods.....	\$72 million
■ Basic Chemicals.....	\$58 million
■ Agricultural & construction machinery.....	\$33 million



### KS-2

**exports \$46 million**  
 in services to Canada annually

#### Top KS-2 services exports to Canada

Business services.....	\$17 million
Travel (including for education).....	\$11 million
Charges for the use of intellectual property.....	\$8 million
Insurance services.....	\$4 million
Maintenance & repair services.....	\$3 million

#### Top Canadian-owned businesses in KS-2

- Hopkins Manufacturing
- MATCOR
- Kansas City Southern Railway
- Dayton Superior
- ITC Holdings
- Empire District Electric
- NGL Energy Partners
- Arnold Transportation
- CGI
- SMG Holdings

**April 2024**

Sources: **Trade Partnership:** Goods exports (2023 data, 3/2024 release) and services exports (2022 data, 1/2024 release), calculated figures, based on U.S. Census Bureau and U.S. Bureau of Economic Analysis data at state and national levels. **Dun & Bradstreet:** Canadian-owned businesses (12/2023 release). Figures may not add up due to rounding. Produced by the Embassy of Canada in Washington, D.C.

# Kansas' 3<sup>rd</sup> district & Canada

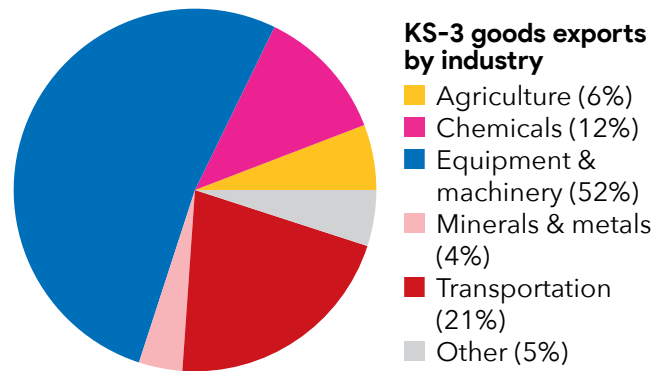
## An integrated economic & security partnership

5,330 people are employed at the 49 Canadian-owned businesses operating in KS-3

**KS-3**  
**exports \$496 million**  
 in goods to Canada annually

### Top KS-3 goods exports to Canada

■ Navigational & measuring instruments.....	\$96 million
■ Motor Vehicles.....	\$86 million
■ Communications Equipment.....	\$71 million
■ Basic Chemicals.....	\$33 million
■ Audio & Video Equipment.....	\$18 million



**KS-3**  
**exports \$134 million**  
 in services to Canada annually

### Top KS-3 services exports to Canada

Business services.....	\$72 million
Charges for the use of intellectual property.....	\$22 million
Insurance services.....	\$15 million
Travel (including for education).....	\$12 million
Financial services.....	\$7 million

### Top Canadian-owned businesses in KS-3

- Great-West Financial
- Conspec
- Airtex
- Robbie Transcontinental
- BMO Harris Bank
- Traffic Tech
- Thomson Reuters
- Tangent Rail
- Coreslab Structures
- Dayton Superior

**April 2024**

Sources: **Trade Partnership:** Goods exports (2023 data, 3/2024 release) and services exports (2022 data, 1/2024 release), calculated figures, based on U.S. Census Bureau and U.S. Bureau of Economic Analysis data at state and national levels. **Dun & Bradstreet:** Canadian-owned businesses (12/2023 release). Figures may not add up due to rounding. Produced by the Embassy of Canada in Washington, D.C.

# Kansas' 4<sup>th</sup> district & Canada

## An integrated economic & security partnership

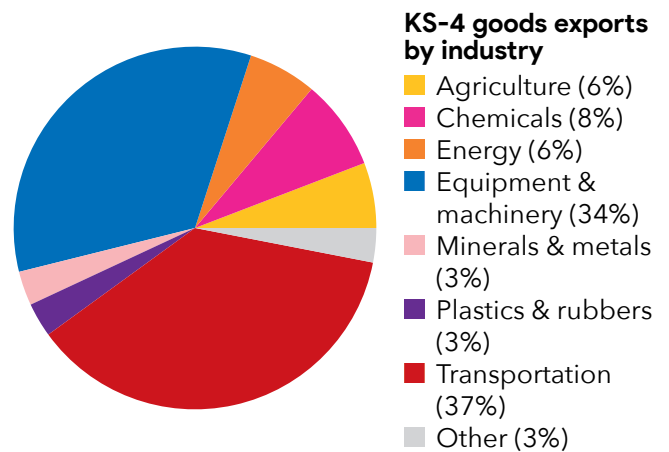
4,310 people are employed at the 32 Canadian-owned businesses operating in KS-4

### KS-4

**exports \$656 million**  
 in goods to Canada annually

#### Top KS-4 goods exports to Canada

■ Aerospace products & parts.....	\$231 million
■ Agricultural & construction machinery.....	\$90 million
■ Basic Chemicals.....	\$43 million
■ Navigational & measuring instruments.....	\$35 million
■ HVAC & Refrigeration Equipment.....	\$23 million



### KS-4

**exports \$55 million**  
 in services to Canada annually

#### Top KS-4 services exports to Canada

Business services.....	\$22 million
Travel (including for education).....	\$16 million
Charges for the use of intellectual property.....	\$8 million
Maintenance & repair services.....	\$4 million
Transport.....	\$2 million

#### Top Canadian-owned businesses in KS-4

- Learjet
- Lodging Enterprises
- Bombardier Recreational Products
- Guardsmark
- Tramco
- Waste Connections
- BMO Harris Bank
- BSREP II
- purebeauty
- Collision Works

#### April 2024

Sources: **Trade Partnership:** Goods exports (2023 data, 3/2024 release) and services exports (2022 data, 1/2024 release), calculated figures, based on U.S. Census Bureau and U.S. Bureau of Economic Analysis data at state and national levels. **Dun & Bradstreet:** Canadian-owned businesses (12/2023 release). Figures may not add up due to rounding. Produced by the Embassy of Canada in Washington, D.C.

# Kentucky's 1<sup>st</sup> district & Canada

## An integrated economic & security partnership

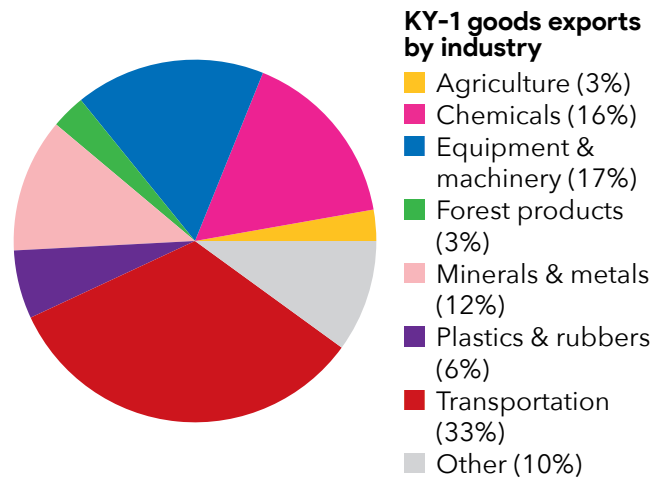
1,910 people are employed at the 24 Canadian-owned businesses operating in KY-1

### KY-1

**exports \$1.7 billion**  
 in goods to Canada annually

#### Top KY-1 goods exports to Canada

■ Motor Vehicles.....	\$323 million
■ Motor Vehicle Parts.....	\$191 million
■ Resins & Synthetic Fibers.....	\$111 million
■ Iron, steel & ferroalloys.....	\$99 million
■ Plastics Products.....	\$90 million



### KY-1

**exports \$48 million**  
 in services to Canada annually

#### Top KY-1 services exports to Canada

Travel (including for education).....	\$27 million
Charges for the use of intellectual property.....	\$6 million
Business services.....	\$5 million
Maintenance & repair services.....	\$5 million
Financial services.....	\$4 million

#### Top Canadian-owned businesses in KY-1

- Martinrea Industries
- Illinois Central Railroad
- Saputo Cheese
- Nutrien Ag Solutions
- Circle K
- Agrium
- Waste Connections
- JMS Russel Metals
- CGI
- Trimac Transportation

**April 2024**

Sources: **Trade Partnership:** Goods exports (2023 data, 3/2024 release) and services exports (2022 data, 1/2024 release), calculated figures, based on U.S. Census Bureau and U.S. Bureau of Economic Analysis data at state and national levels. **Dun & Bradstreet:** Canadian-owned businesses (12/2023 release). Figures may not add up due to rounding. Produced by the Embassy of Canada in Washington, D.C.

# Kentucky's 2<sup>nd</sup> district & Canada

## An integrated economic & security partnership

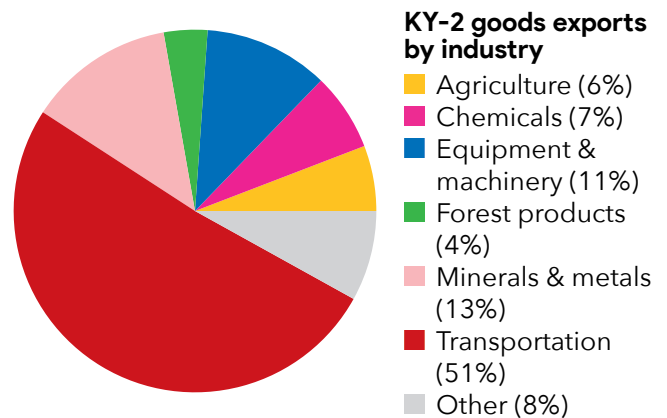
1,930 people are employed at the 20 Canadian-owned businesses operating in KY-2

### KY-2

**exports \$1.8 billion**  
 in goods to Canada annually

#### Top KY-2 goods exports to Canada

■ Motor Vehicles.....	\$473 million
■ Motor Vehicle Parts.....	\$264 million
■ Motor Vehicle Bodies & Trailers.....	\$166 million
■ Metalworking Machinery.....	\$77 million
■ Beverages.....	\$70 million



### KY-2

**exports \$39 million**  
 in services to Canada annually

#### Top KY-2 services exports to Canada

Travel (including for education).....	\$19 million
Business services.....	\$5 million
Charges for the use of intellectual property.....	\$5 million
Financial services.....	\$5 million
Maintenance & repair services.....	\$3 million

#### Top Canadian-owned businesses in KY-2

- Bowling Green Metalforming
- Nutrien Ag Solutions
- Circle K
- Comstock Group
- Waste Connections
- Trans World Ny Sub
- Scott Waste Management Svcs
- Mac's Convenience Stores
- Trimac Transportation
- Magna Seating

#### April 2024

Sources: **Trade Partnership:** Goods exports (2023 data, 3/2024 release) and services exports (2022 data, 1/2024 release), calculated figures, based on U.S. Census Bureau and U.S. Bureau of Economic Analysis data at state and national levels. **Dun & Bradstreet:** Canadian-owned businesses (12/2023 release). Figures may not add up due to rounding. Produced by the Embassy of Canada in Washington, D.C.

# Kentucky's 3<sup>rd</sup> district & Canada

## An integrated economic & security partnership

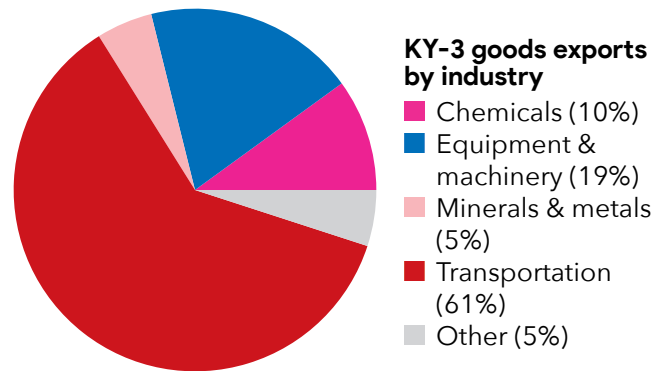
1,210 people are employed at the 37 Canadian-owned businesses operating in KY-3

### KY-3

**exports \$1.7 billion**  
 in goods to Canada annually

#### Top KY-3 goods exports to Canada

■ Motor Vehicles.....	\$1.0 billion
■ Resins & Synthetic Fibers.....	\$97 million
■ Communications Equipment.....	\$95 million
■ Basic Chemicals.....	\$63 million
■ Motor Vehicle Bodies & Trailers.....	\$55 million



### KY-3

**exports \$121 million**  
 in services to Canada annually

#### Top KY-3 services exports to Canada

Transport.....	\$31 million
Insurance services.....	\$25 million
Business services.....	\$22 million
Travel (including for education).....	\$21 million
Charges for the use of intellectual property.....	\$13 million

#### Top Canadian-owned businesses in KY-3

- Mac's Convenience Stores
- Motor Coach Industries
- Guardsmark
- TForce
- Chandler Signs
- Stantec
- Wood Environmental Infrastructure Solutions
- Trimac Transportation
- Solutions 2 Go
- WSP USA

**April 2024**

Sources: **Trade Partnership:** Goods exports (2023 data, 3/2024 release) and services exports (2022 data, 1/2024 release), calculated figures, based on U.S. Census Bureau and U.S. Bureau of Economic Analysis data at state and national levels. **Dun & Bradstreet:** Canadian-owned businesses (12/2023 release). Figures may not add up due to rounding. Produced by the Embassy of Canada in Washington, D.C.



# Kentucky's 4<sup>th</sup> district & Canada

## An integrated economic & security partnership

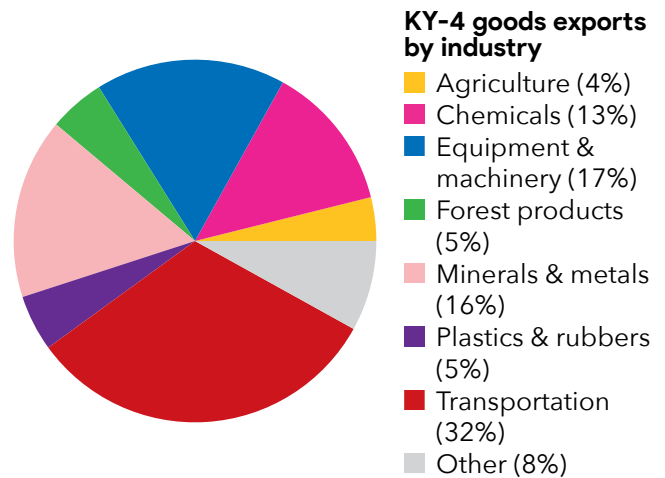
440 people are employed at the 26 Canadian-owned businesses operating in KY-4

### KY-4

**exports \$1.2 billion**  
 in goods to Canada annually

#### Top KY-4 goods exports to Canada

■ Motor Vehicle Parts.....	\$192 million
■ Aerospace products & parts.....	\$113 million
■ Plastics Products.....	\$51 million
■ Soaps, Cleaning Agents & Toiletries.....	\$49 million
■ Hardware.....	\$49 million



### KY-4

**exports \$55 million**  
 in services to Canada annually

#### Top KY-4 services exports to Canada

Travel (including for education).....	\$20 million
Transport.....	\$10 million
Business services.....	\$9 million
Charges for the use of intellectual property.....	\$6 million
Financial services.....	\$6 million

#### Top Canadian-owned businesses in KY-4

- Trans World Ny Sub
- Ohio Valley Aluminum
- Specialty Films & Associates
- Greenfield Global
- Mac's Convenience Stores
- Service Experts
- Brookfield Properties
- New Flyer
- CertaPro Painters
- Jacobs & Thompson Ltd

#### April 2024

Sources: **Trade Partnership:** Goods exports (2023 data, 3/2024 release) and services exports (2022 data, 1/2024 release), calculated figures, based on U.S. Census Bureau and U.S. Bureau of Economic Analysis data at state and national levels. **Dun & Bradstreet:** Canadian-owned businesses (12/2023 release). Figures may not add up due to rounding. Produced by the Embassy of Canada in Washington, D.C.

# Kentucky's 5<sup>th</sup> district & Canada

## An integrated economic & security partnership

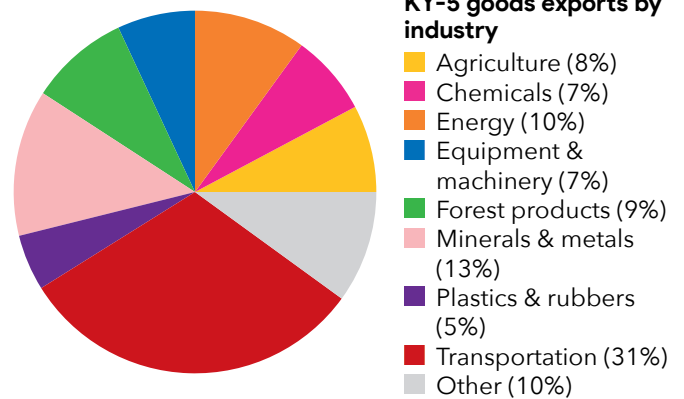
330 people are employed at the 20 Canadian-owned businesses operating in KY-5

### KY-5

**exports \$393 million**  
 in goods to Canada annually

#### Top KY-5 goods exports to Canada

■ Motor Vehicles.....	\$84 million
■ Iron, steel & ferroalloys.....	\$35 million
■ Motor Vehicle Parts.....	\$34 million
■ Coal & Petroleum Gases.....	\$23 million
■ Bakery & Tortilla Products.....	\$20 million



### KY-5

**exports \$30 million**  
 in services to Canada annually

#### Top KY-5 services exports to Canada

Travel (including for education).....	\$16 million
Business services.....	\$5 million
Financial services.....	\$3 million
Charges for the use of intellectual property.....	\$3 million
Maintenance & repair services.....	\$2 million

#### Top Canadian-owned businesses in KY-5

- Columbia Energy
- Opta
- Texas Eastern Transmission
- Spectra Energy
- Waste Connections
- Mac's Convenience Stores
- Ray Coal
- Clintwood Elkhorn Mining
- Insurance Auto Auctions
- Trans World Ny Sub

#### April 2024

Sources: **Trade Partnership:** Goods exports (2023 data, 3/2024 release) and services exports (2022 data, 1/2024 release), calculated figures, based on U.S. Census Bureau and U.S. Bureau of Economic Analysis data at state and national levels. **Dun & Bradstreet:** Canadian-owned businesses (12/2023 release). Figures may not add up due to rounding. Produced by the Embassy of Canada in Washington, D.C.

# Kentucky's 6<sup>th</sup> district & Canada

## An integrated economic & security partnership

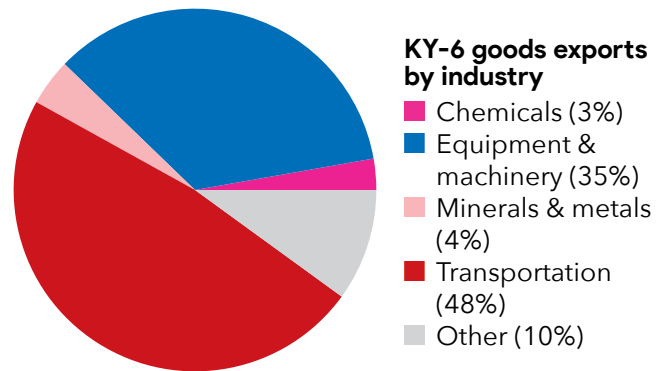
1,000 people are employed at the 28 Canadian-owned businesses operating in KY-6

### KY-6

**exports \$2.3 billion**  
 in goods to Canada annually

#### Top KY-6 goods exports to Canada

■ Motor Vehicles.....	\$688 million
■ Computer Equipment.....	\$416 million
■ Aerospace products & parts.....	\$221 million
■ Motor Vehicle Parts.....	\$200 million
■ Agricultural & construction machinery.....	\$72 million



### KY-6

**exports \$59 million**  
 in services to Canada annually

#### Top KY-6 services exports to Canada

Travel (including for education).....	\$31 million
Business services.....	\$12 million
Charges for the use of intellectual property.....	\$9 million
Financial services.....	\$3 million
Insurance services.....	\$2 million

#### Top Canadian-owned businesses in KY-6

- Liquor Barn Ultimate Pty Source
- TForce
- Guardsmark
- Mac's Convenience Stores
- Software Info Systems
- WSP USA
- Trans World Ny Sub
- Premier Salons
- Columbia Energy
- Stantec

#### April 2024

Sources: **Trade Partnership:** Goods exports (2023 data, 3/2024 release) and services exports (2022 data, 1/2024 release), calculated figures, based on U.S. Census Bureau and U.S. Bureau of Economic Analysis data at state and national levels. **Dun & Bradstreet:** Canadian-owned businesses (12/2023 release). Figures may not add up due to rounding. Produced by the Embassy of Canada in Washington, D.C.

# Louisiana's 1<sup>st</sup> district & Canada

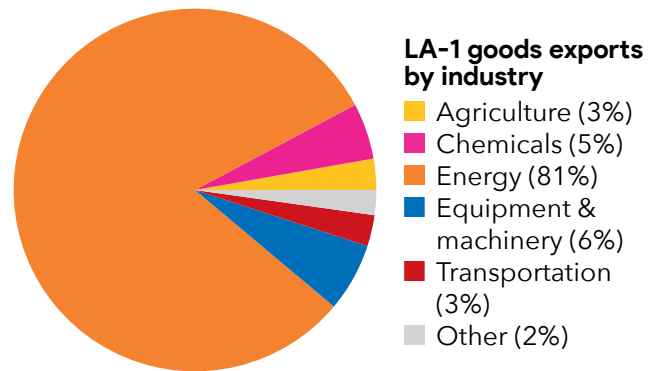
## An integrated economic & security partnership

770 people are employed at the 27 Canadian-owned businesses operating in LA-1

LA-1  
**exports \$583 million**  
 in goods to Canada annually

### Top LA-1 goods exports to Canada

Oil & Gas.....	\$348 million
Petroleum & coal products.....	\$125 million
Resins & Synthetic Fibers.....	\$21 million
Agricultural & construction machinery.....	\$8 million
Ships & Boats.....	\$7 million



LA-1  
**exports \$73 million**  
 in services to Canada annually

### Top LA-1 services exports to Canada

Travel (including for education).....	\$29 million
Business services.....	\$20 million
Charges for the use of intellectual property.....	\$10 million
Insurance services.....	\$6 million
Maintenance & repair services.....	\$3 million

### Top Canadian-owned businesses in LA-1

- Circle K
- Waste Connections
- Popeyes Louisiana Kitchen
- Illinois Central Railroad
- Guardsmark
- Ports America
- Gerber Collision & Glass
- WSP USA
- Trans World Ny Sub
- SMG Holdings

April 2024

Sources: **Trade Partnership:** Goods exports (2023 data, 3/2024 release) and services exports (2022 data, 1/2024 release), calculated figures, based on U.S. Census Bureau and U.S. Bureau of Economic Analysis data at state and national levels. **Dun & Bradstreet:** Canadian-owned businesses (12/2023 release). Figures may not add up due to rounding. Produced by the Embassy of Canada in Washington, D.C.

# Louisiana's 2<sup>nd</sup> district & Canada

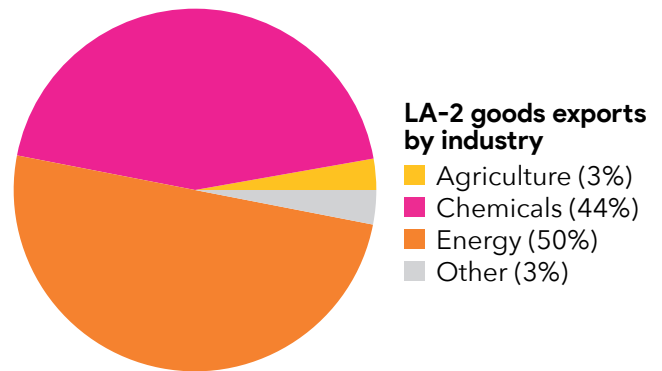
## An integrated economic & security partnership

1,960 people are employed at the 35 Canadian-owned businesses operating in LA-2

LA-2  
**exports \$1.2 billion**  
 in goods to Canada annually

### Top LA-2 goods exports to Canada

■ Petroleum & coal products.....	\$467 million
■ Resins & Synthetic Fibers.....	\$249 million
■ Basic Chemicals.....	\$228 million
■ Oil & Gas.....	\$127 million
■ Pesticides & Fertilizers.....	\$38 million



LA-2  
**exports \$927 million**  
 in services to Canada annually

### Top LA-2 services exports to Canada

Transport.....	\$820 million
Travel (including for education).....	\$45 million
Charges for the use of intellectual property.....	\$28 million
Business services.....	\$23 million
Insurance services.....	\$5 million

### Top Canadian-owned businesses in LA-2

- Popeyes Louisiana Kitchen
- US Security Associates
- Stantec
- Methanex
- PCS Nitrogen
- Circle K
- Kansas City Southern Railway
- Waste Connections
- Illinois Central Railroad
- Scotiabank

**April 2024**

Sources: **Trade Partnership:** Goods exports (2023 data, 3/2024 release) and services exports (2022 data, 1/2024 release), calculated figures, based on U.S. Census Bureau and U.S. Bureau of Economic Analysis data at state and national levels. **Dun & Bradstreet:** Canadian-owned businesses (12/2023 release). Figures may not add up due to rounding. Produced by the Embassy of Canada in Washington, D.C.

# Louisiana's 3<sup>rd</sup> district & Canada

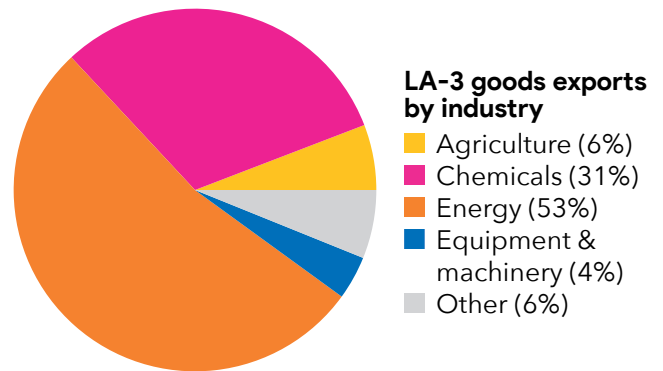
## An integrated economic & security partnership

2,110 people are employed at the 38 Canadian-owned businesses operating in LA-3

LA-3  
**exports \$1.0 billion**  
 in goods to Canada annually

### Top LA-3 goods exports to Canada

■ Petroleum & coal products.....	\$367 million
■ Oil & Gas.....	\$176 million
■ Basic Chemicals.....	\$174 million
■ Resins & Synthetic Fibers.....	\$106 million
■ Grain & Oilseed Milling Products.....	\$42 million



LA-3  
**exports \$86 million**  
 in services to Canada annually

### Top LA-3 services exports to Canada

Business services.....	\$32 million
Travel (including for education).....	\$29 million
Charges for the use of intellectual property.....	\$12 million
Transport.....	\$5 million
Maintenance & repair services.....	\$4 million

### Top Canadian-owned businesses in LA-3

- Tsg Resources
- Schumacher Group
- Omega Protein
- Circle K
- Waste Connections
- Enerflex Energy Systems
- Mccoy
- ANR Pipeline
- Trimac Transportation
- Columbia Gulf Transmission

**April 2024**

Sources: **Trade Partnership:** Goods exports (2023 data, 3/2024 release) and services exports (2022 data, 1/2024 release), calculated figures, based on U.S. Census Bureau and U.S. Bureau of Economic Analysis data at state and national levels. **Dun & Bradstreet:** Canadian-owned businesses (12/2023 release). Figures may not add up due to rounding. Produced by the Embassy of Canada in Washington, D.C.

# Louisiana's 4<sup>th</sup> district & Canada

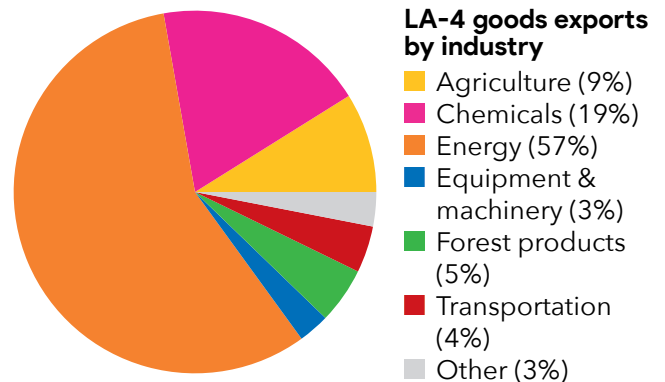
## An integrated economic & security partnership

1,150 people are employed at the 30 Canadian-owned businesses operating in LA-4

**LA-4**  
**exports \$408 million**  
 in goods to Canada annually

### Top LA-4 goods exports to Canada

■ Petroleum & coal products.....	\$125 million
■ Oil & Gas.....	\$106 million
■ Resins & Synthetic Fibers.....	\$36 million
■ Grain & Oilseed Milling Products.....	\$24 million
■ Basic Chemicals.....	\$15 million



**LA-4**  
**exports \$41 million**  
 in services to Canada annually

### Top LA-4 services exports to Canada

Travel (including for education).....	\$20 million
Business services.....	\$9 million
Charges for the use of intellectual property.....	\$5 million
Maintenance & repair services.....	\$3 million
Financial services.....	\$3 million

### Top Canadian-owned businesses in LA-4

- Circle K
- Waste Connections
- Kansas City Southern Railway
- Interfor
- Tse International
- Service Experts
- TForce
- McFarland Cascade
- Texas Eastern Transmission
- Nutrien Ag Solutions

**April 2024**

Sources: **Trade Partnership:** Goods exports (2023 data, 3/2024 release) and services exports (2022 data, 1/2024 release), calculated figures, based on U.S. Census Bureau and U.S. Bureau of Economic Analysis data at state and national levels. **Dun & Bradstreet:** Canadian-owned businesses (12/2023 release). Figures may not add up due to rounding. Produced by the Embassy of Canada in Washington, D.C.

# Louisiana's 5<sup>th</sup> district & Canada

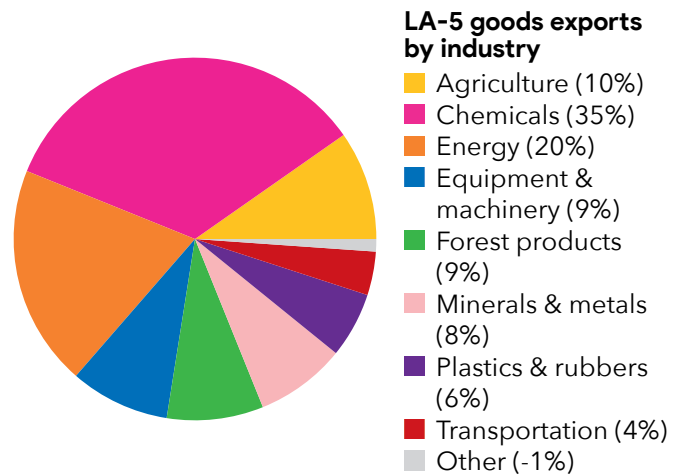
## An integrated economic & security partnership

1,050 people are employed at the 25 Canadian-owned businesses operating in LA-5

LA-5  
**exports \$275 million**  
 in goods to Canada annually

### Top LA-5 goods exports to Canada

■ Resins & Synthetic Fibers.....	\$70 million
■ Petroleum & coal products.....	\$30 million
■ Oil & Gas.....	\$23 million
■ Plastics Products.....	\$16 million
■ Grain & Oilseed Milling Products.....	\$13 million



LA-5  
**exports \$41 million**  
 in services to Canada annually

### Top LA-5 services exports to Canada

Travel (including for education).....	\$20 million
Business services.....	\$8 million
Charges for the use of intellectual property.....	\$5 million
Financial services.....	\$3 million
Maintenance & repair services.....	\$2 million

### Top Canadian-owned businesses in LA-5

- Waste Connections
- Circle K
- Nutrien Ag Solutions
- TForce
- Stella-Jones
- Franchise Management Investors
- Tangent Rail
- McFarland Cascade
- Kansas City Southern Railway
- Columbia Gulf Transmission

**April 2024**

Sources: **Trade Partnership:** Goods exports (2023 data, 3/2024 release) and services exports (2022 data, 1/2024 release), calculated figures, based on U.S. Census Bureau and U.S. Bureau of Economic Analysis data at state and national levels. **Dun & Bradstreet:** Canadian-owned businesses (12/2023 release). Figures may not add up due to rounding. Produced by the Embassy of Canada in Washington, D.C.



# Louisiana's 6<sup>th</sup> district & Canada

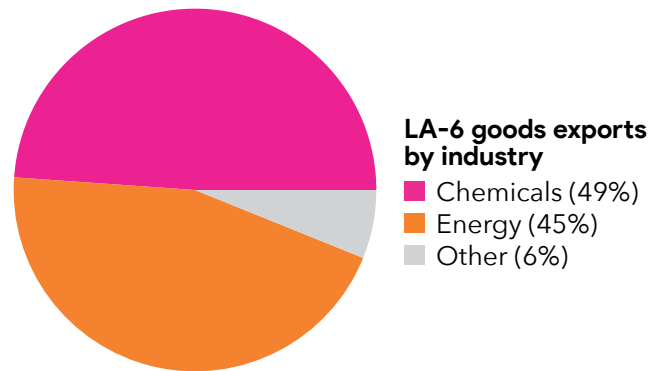
## An integrated economic & security partnership

760 people are employed at the 25 Canadian-owned businesses operating in LA-6

LA-6  
**exports \$1.3 billion**  
 in goods to Canada annually

### Top LA-6 goods exports to Canada

■ Petroleum & coal products.....	\$520 million
■ Basic Chemicals.....	\$309 million
■ Resins & Synthetic Fibers.....	\$284 million
■ Oil & Gas.....	\$60 million
■ Pesticides & Fertilizers.....	\$32 million



LA-6  
**exports \$85 million**  
 in services to Canada annually

### Top LA-6 services exports to Canada

Business services.....	\$29 million
Charges for the use of intellectual property.....	\$19 million
Travel (including for education).....	\$16 million
Transport.....	\$7 million
Maintenance & repair services.....	\$5 million

### Top Canadian-owned businesses in LA-6

- Circle K
- PCS Nitrogen
- Guardsmark
- Brookfield Properties
- Drillco Cutting Tools
- ANR Pipeline
- Enbridge
- TForce
- Texas Eastern Transmission
- MDS

April 2024

Sources: **Trade Partnership:** Goods exports (2023 data, 3/2024 release) and services exports (2022 data, 1/2024 release), calculated figures, based on U.S. Census Bureau and U.S. Bureau of Economic Analysis data at state and national levels. **Dun & Bradstreet:** Canadian-owned businesses (12/2023 release). Figures may not add up due to rounding. Produced by the Embassy of Canada in Washington, D.C.

# Maine's 1<sup>st</sup> district & Canada

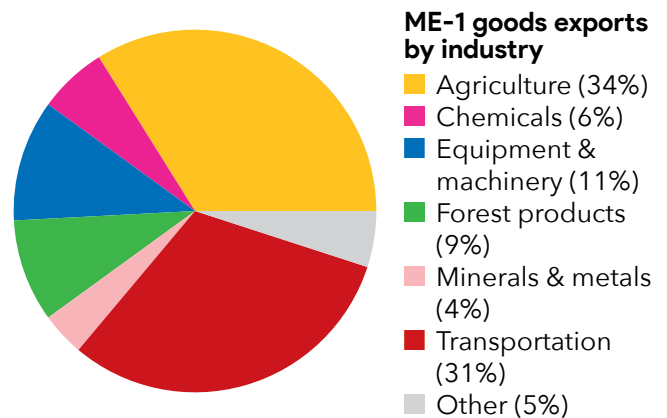
## An integrated economic & security partnership

1,280 people are employed at the 46 Canadian-owned businesses operating in ME-1

**ME-1**  
**exports \$519 million**  
 in goods to Canada annually

### Top ME-1 goods exports to Canada

■ Marine products.....	\$124 million
■ Aerospace products & parts.....	\$122 million
■ Motor Vehicle Bodies & Trailers.....	\$29 million
■ Pulp & Paperboard Mill Products.....	\$27 million
■ Agricultural & construction machinery.....	\$20 million



**ME-1**  
**exports \$113 million**  
 in services to Canada annually

### Top ME-1 services exports to Canada

Travel (including for education).....	\$31 million
Business services.....	\$21 million
Transport.....	\$21 million
Charges for the use of intellectual property.....	\$14 million
Financial services.....	\$13 million

### Top Canadian-owned businesses in ME-1

- TD Bank NA
- DRMS
- Wood Environmental Infrastructure Solutions
- Guardsmark
- Stantec
- TForce
- Orion Ropeworks
- SNC-Lavalin
- Portland Pipe Line Corporation
- WSP USA

**April 2024**

Sources: **Trade Partnership:** Goods exports (2023 data, 3/2024 release) and services exports (2022 data, 1/2024 release), calculated figures, based on U.S. Census Bureau and U.S. Bureau of Economic Analysis data at state and national levels. **Dun & Bradstreet:** Canadian-owned businesses (12/2023 release). Figures may not add up due to rounding. Produced by the Embassy of Canada in Washington, D.C.

# Maine's 2<sup>nd</sup> district & Canada

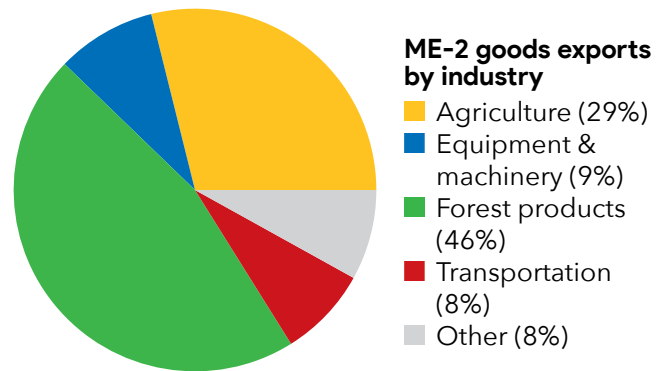
## An integrated economic & security partnership

4,090 people are employed at the 62 Canadian-owned businesses operating in ME-2

**ME-2**  
**exports \$703 million**  
 in goods to Canada annually

### Top ME-2 goods exports to Canada

■ Pulp & Paperboard Mill Products.....	\$166 million
■ Marine products.....	\$99 million
■ Timber & logs.....	\$97 million
■ Aquaculture.....	\$42 million
■ Sawmill & wood products.....	\$38 million



**ME-2**  
**exports \$120 million**  
 in services to Canada annually

### Top ME-2 services exports to Canada

Transport.....	\$66 million
Travel (including for education).....	\$23 million
Business services.....	\$13 million
Financial services.....	\$10 million
Charges for the use of intellectual property.....	\$5 million

### Top Canadian-owned businesses in ME-2

- TD Bank NA
- Versant Power
- McCain Foods
- Irving Woodlands
- Nautel
- Maine Wild Blueberry
- Daaquam Lumber Maine
- Central Maine & Quebec Railway
- Cooke Seafood
- Cascades

**April 2024**

Sources: **Trade Partnership:** Goods exports (2023 data, 3/2024 release) and services exports (2022 data, 1/2024 release), calculated figures, based on U.S. Census Bureau and U.S. Bureau of Economic Analysis data at state and national levels. **Dun & Bradstreet:** Canadian-owned businesses (12/2023 release). Figures may not add up due to rounding. Produced by the Embassy of Canada in Washington, D.C.

# Maryland's 1<sup>st</sup> district & Canada

## An integrated economic & security partnership

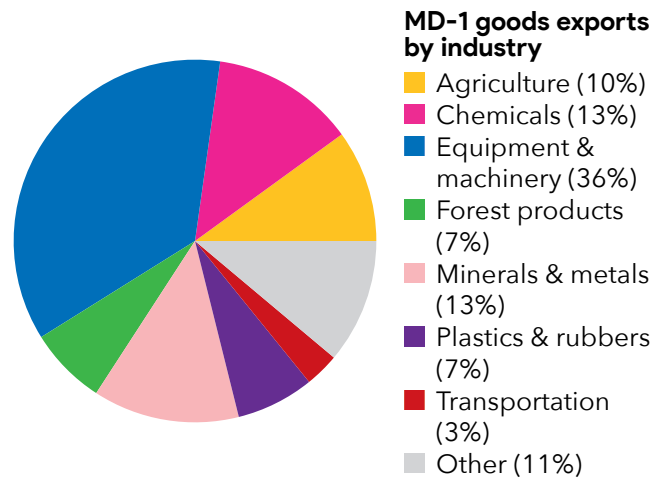
370 people are employed at the 19 Canadian-owned businesses operating in MD-1

### MD-1

**exports \$434 million**  
 in goods to Canada annually

#### Top MD-1 goods exports to Canada

■ Agricultural & construction machinery.....	\$112 million
■ Plastics Products.....	\$29 million
■ Soaps, Cleaning Agents & Toiletries.....	\$19 million
■ Basic Chemicals.....	\$16 million
■ Nonferrous metal products.....	\$15 million



### MD-1

**exports \$80 million**  
 in services to Canada annually

#### Top MD-1 services exports to Canada

Travel (including for education).....	\$29 million
Business services.....	\$24 million
Charges for the use of intellectual property.....	\$15 million
Maintenance & repair services.....	\$8 million
Financial services.....	\$3 million

#### Top Canadian-owned businesses in MD-1

- TForce
- Washington Gas
- Nutrien Ag Solutions
- Trans World Ny Sub
- Cogeco
- RBC
- Ritchie Bros Auctioneers
- Triad Mechanical Services
- TD Bank NA
- Ripley Entertainment

**April 2024**

Sources: **Trade Partnership:** Goods exports (2023 data, 3/2024 release) and services exports (2022 data, 1/2024 release), calculated figures, based on U.S. Census Bureau and U.S. Bureau of Economic Analysis data at state and national levels. **Dun & Bradstreet:** Canadian-owned businesses (12/2023 release). Figures may not add up due to rounding. Produced by the Embassy of Canada in Washington, D.C.

# Maryland's 2<sup>nd</sup> district & Canada

## An integrated economic & security partnership

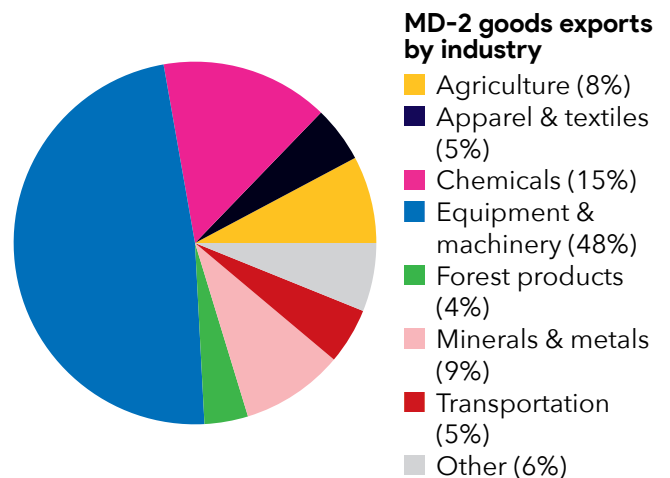
1,740 people are employed at the 36 Canadian-owned businesses operating in MD-2

### MD-2

**exports \$350 million**  
 in goods to Canada annually

#### Top MD-2 goods exports to Canada

■ Agricultural & construction machinery.....	\$29 million
■ Soaps, Cleaning Agents & Toiletries.....	\$24 million
■ Electrical Equipment & Components.....	\$20 million
■ HVAC & Refrigeration Equipment.....	\$14 million
■ Pharmaceuticals & Medicines.....	\$13 million



### MD-2

**exports \$130 million**  
 in services to Canada annually

#### Top MD-2 services exports to Canada

Business services.....	\$47 million
Charges for the use of intellectual property.....	\$21 million
Financial services.....	\$21 million
Travel (including for education).....	\$20 million
Insurance services.....	\$15 million

#### Top Canadian-owned businesses in MD-2

- Element Fleet Corporation
- Real Estate Digital
- Audacious Inquiry
- CCSI
- Softdent
- D2L
- American Pool
- Z57
- Stantec
- Trans World Ny Sub

**April 2024**

Sources: **Trade Partnership:** Goods exports (2023 data, 3/2024 release) and services exports (2022 data, 1/2024 release), calculated figures, based on U.S. Census Bureau and U.S. Bureau of Economic Analysis data at state and national levels. **Dun & Bradstreet:** Canadian-owned businesses (12/2023 release). Figures may not add up due to rounding. Produced by the Embassy of Canada in Washington, D.C.

# Maryland's 3<sup>rd</sup> district & Canada

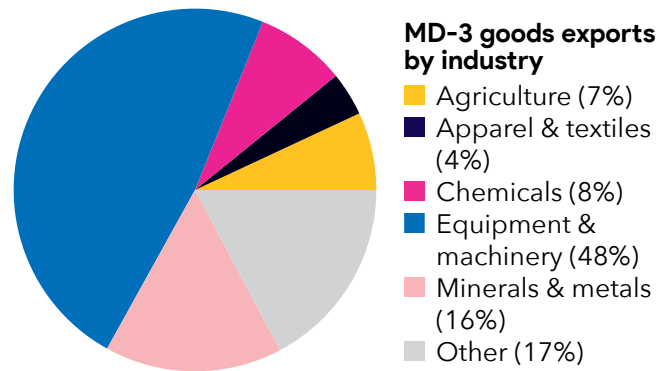
## An integrated economic & security partnership

2,270 people are employed at the 55 Canadian-owned businesses operating in MD-3

**MD-3**  
**exports \$293 million**  
 in goods to Canada annually

### Top MD-3 goods exports to Canada

■ Navigational & measuring instruments.....	\$36 million
■ Soaps, Cleaning Agents & Toiletries.....	\$21 million
■ Nonferrous metal products.....	\$15 million
■ Agricultural & construction machinery.....	\$14 million
■ Aluminum.....	\$14 million



**MD-3**  
**exports \$207 million**  
 in services to Canada annually

### Top MD-3 services exports to Canada

Charges for the use of intellectual property.....	\$77 million
Business services.....	\$75 million
Travel (including for education).....	\$35 million
Transport.....	\$8 million
Insurance services.....	\$5 million

### Top Canadian-owned businesses in MD-3

- Airboss of America
- TForce
- Rouse Company
- WSP USA
- Guardsmark
- US Security Associates
- Dobbin Road Commercial
- MWH Americas
- Midtown Square
- Waterside Swimming Pool

**April 2024**

Sources: **Trade Partnership:** Goods exports (2023 data, 3/2024 release) and services exports (2022 data, 1/2024 release), calculated figures, based on U.S. Census Bureau and U.S. Bureau of Economic Analysis data at state and national levels. **Dun & Bradstreet:** Canadian-owned businesses (12/2023 release). Figures may not add up due to rounding. Produced by the Embassy of Canada in Washington, D.C.

# Maryland's 4<sup>th</sup> district & Canada

## An integrated economic & security partnership

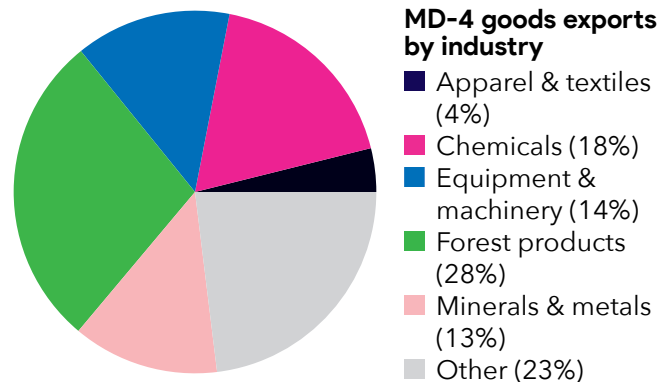
440 people are employed at the 20 Canadian-owned businesses operating in MD-4

### MD-4

**exports \$104 million**  
 in goods to Canada annually

#### Top MD-4 goods exports to Canada

Printed Matter & Related Products.....	\$28 million
Computer Equipment.....	\$13 million
Soaps, Cleaning Agents & Toiletries.....	\$8 million
Basic Chemicals.....	\$7 million
Cutlery & Handtools.....	\$5 million



### MD-4

**exports \$94 million**  
 in services to Canada annually

#### Top MD-4 services exports to Canada

Travel (including for education).....	\$41 million
Business services.....	\$25 million
Charges for the use of intellectual property.....	\$24 million
Financial services.....	\$2 million
Telecommunications, computer & information services	\$632,407

#### Top Canadian-owned businesses in MD-4

- Stantec
- Washington Gas
- Array Information Tech
- TD Bank NA
- PODS Enterprises
- Wood Environmental Infrastructure Solutions
- Trans World Ny Sub
- Mitel
- True2Form Collision Repair Centers
- Insurance Auto Auctions

#### April 2024

Sources: **Trade Partnership:** Goods exports (2023 data, 3/2024 release) and services exports (2022 data, 1/2024 release), calculated figures, based on U.S. Census Bureau and U.S. Bureau of Economic Analysis data at state and national levels. **Dun & Bradstreet:** Canadian-owned businesses (12/2023 release). Figures may not add up due to rounding. Produced by the Embassy of Canada in Washington, D.C.

# Maryland's 5<sup>th</sup> district & Canada

## An integrated economic & security partnership

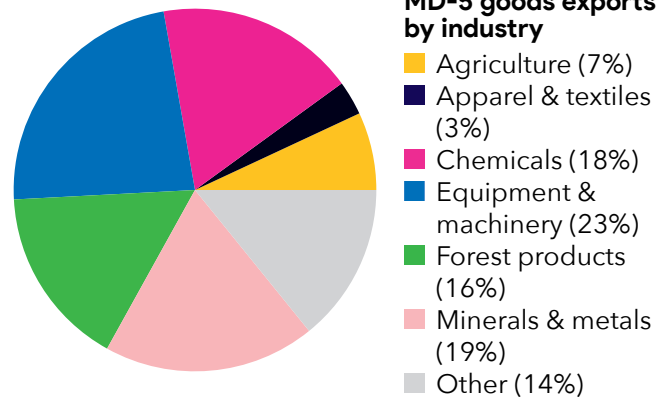
330 people are employed at the 20 Canadian-owned businesses operating in MD-5

### MD-5

**exports \$109 million**  
 in goods to Canada annually

#### Top MD-5 goods exports to Canada

Soaps, Cleaning Agents & Toiletries.....	\$14 million
Printed Matter & Related Products.....	\$9 million
Iron, steel & ferroalloys.....	\$8 million
Computer Equipment.....	\$7 million
Navigational & measuring instruments.....	\$7 million



### MD-5

**exports \$107 million**  
 in services to Canada annually

#### Top MD-5 services exports to Canada

Business services.....	\$45 million
Travel (including for education).....	\$29 million
Charges for the use of intellectual property.....	\$25 million
Transport.....	\$5 million
Financial services.....	\$1 million

#### Top Canadian-owned businesses in MD-5

- CGI
- Chesapeake Sprinkler
- Service Experts
- Dayton Superior
- TD Bank NA
- True2Form Collision Repair Centers
- Wood Environmental Infrastructure Solutions
- Birthright
- Kubik
- Ritchie Bros Auctioneers

April 2024

Sources: **Trade Partnership:** Goods exports (2023 data, 3/2024 release) and services exports (2022 data, 1/2024 release), calculated figures, based on U.S. Census Bureau and U.S. Bureau of Economic Analysis data at state and national levels. **Dun & Bradstreet:** Canadian-owned businesses (12/2023 release). Figures may not add up due to rounding. Produced by the Embassy of Canada in Washington, D.C.



# Maryland's 6<sup>th</sup> district & Canada

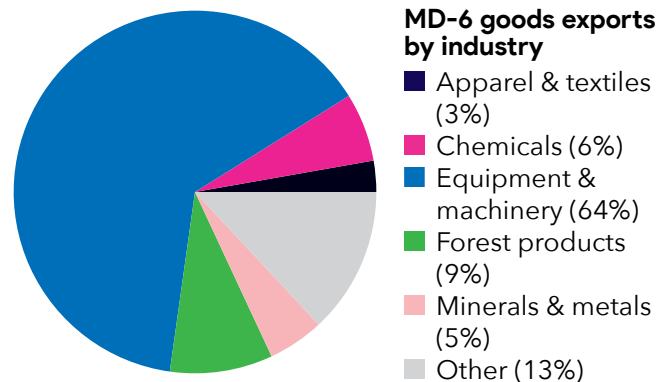
## An integrated economic & security partnership

680 people are employed at the 28 Canadian-owned businesses operating in MD-6

**MD-6**  
**exports \$746 million**  
 in goods to Canada annually

### Top MD-6 goods exports to Canada

■ Agricultural & construction machinery.....	\$407 million
■ Household & Institutional Furniture.....	\$35 million
■ Pulp & Paperboard Mill Products.....	\$27 million
■ Pharmaceuticals & Medicines.....	\$24 million
■ Printed Matter & Related Products.....	\$24 million



**MD-6**  
**exports \$89 million**  
 in services to Canada annually

### Top MD-6 services exports to Canada

Business services.....	\$28 million
Charges for the use of intellectual property.....	\$27 million
Travel (including for education).....	\$21 million
Financial services.....	\$6 million
Insurance services.....	\$3 million

### Top Canadian-owned businesses in MD-6

- Saputo Cheese
- Xerxes
- Trans World Ny Sub
- GXS
- OpenText
- TForce
- Superior Plus Energy Services
- RBC
- Rollstream
- TD Bank NA

**April 2024**

Sources: **Trade Partnership:** Goods exports (2023 data, 3/2024 release) and services exports (2022 data, 1/2024 release), calculated figures, based on U.S. Census Bureau and U.S. Bureau of Economic Analysis data at state and national levels. **Dun & Bradstreet:** Canadian-owned businesses (12/2023 release). Figures may not add up due to rounding. Produced by the Embassy of Canada in Washington, D.C.

# Maryland's 7<sup>th</sup> district & Canada

## An integrated economic & security partnership

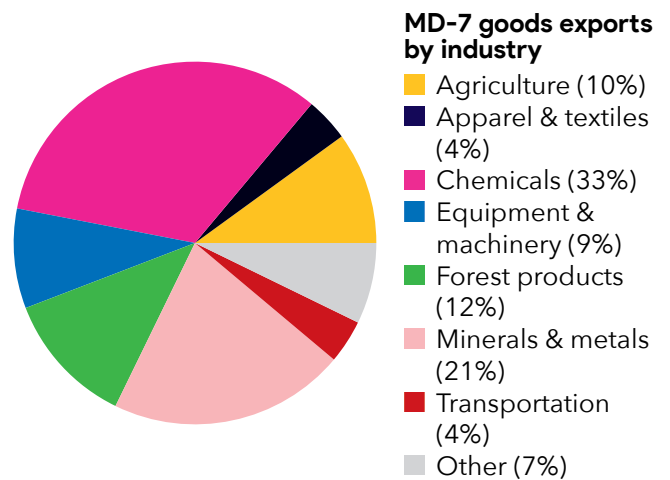
2,390 people are employed at the 49 Canadian-owned businesses operating in MD-7

### MD-7

**exports \$229 million**  
 in goods to Canada annually

#### Top MD-7 goods exports to Canada

Basic Chemicals.....	\$53 million
Printed Matter & Related Products.....	\$21 million
Nonferrous metal products.....	\$19 million
Aluminum.....	\$15 million
Grain & Oilseed Milling Products.....	\$13 million



### MD-7

**exports \$125 million**  
 in services to Canada annually

#### Top MD-7 services exports to Canada

Travel (including for education).....	\$42 million
Business services.....	\$40 million
Financial services.....	\$14 million
Charges for the use of intellectual property.....	\$13 million
Transport.....	\$9 million

#### Top Canadian-owned businesses in MD-7

- American Hotel Income Properties
- Guardsmark
- Ports America
- CCL Label
- Balterm
- Harborplace
- US Security Associates
- TForce
- Purolator International
- SMG Holdings

April 2024

Sources: **Trade Partnership:** Goods exports (2023 data, 3/2024 release) and services exports (2022 data, 1/2024 release), calculated figures, based on U.S. Census Bureau and U.S. Bureau of Economic Analysis data at state and national levels. **Dun & Bradstreet:** Canadian-owned businesses (12/2023 release). Figures may not add up due to rounding. Produced by the Embassy of Canada in Washington, D.C.

# Maryland's 8<sup>th</sup> district & Canada

## An integrated economic & security partnership

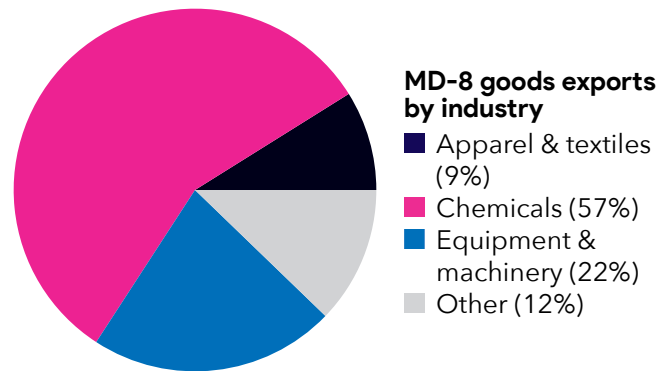
690 people are employed at the 34 Canadian-owned businesses operating in MD-8

### MD-8

**exports \$86 million**  
 in goods to Canada annually

#### Top MD-8 goods exports to Canada

■ Pharmaceuticals & Medicines.....	\$31 million
■ Communications Equipment.....	\$15 million
■ Basic Chemicals.....	\$9 million
■ Textile Furnishings.....	\$8 million
■ Office Furniture & Fixtures.....	\$7 million



### MD-8

**exports \$214 million**  
 in services to Canada annually

#### Top MD-8 services exports to Canada

Business services.....	\$92 million
Charges for the use of intellectual property.....	\$73 million
Financial services.....	\$23 million
Travel (including for education).....	\$15 million
Insurance services.....	\$7 million

#### Top Canadian-owned businesses in MD-8

- WSP USA
- Premier Salons
- Manatron International
- Standard Solar
- Avison Young
- RBC
- Service Experts
- TD Bank NA
- Auditwatch
- Andrews International

**April 2024**

Sources: **Trade Partnership:** Goods exports (2023 data, 3/2024 release) and services exports (2022 data, 1/2024 release), calculated figures, based on U.S. Census Bureau and U.S. Bureau of Economic Analysis data at state and national levels. **Dun & Bradstreet:** Canadian-owned businesses (12/2023 release). Figures may not add up due to rounding. Produced by the Embassy of Canada in Washington, D.C.

# Massachusetts' 1<sup>st</sup> district & Canada

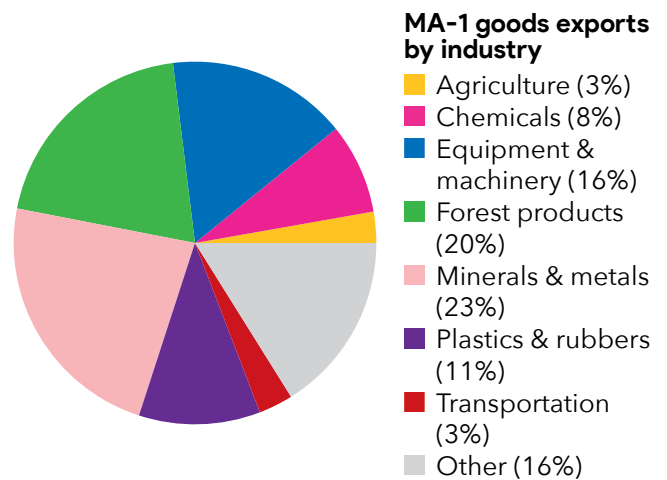
## An integrated economic & security partnership

560 people are employed at the 22 Canadian-owned businesses operating in MA-1

**MA-1**  
**exports \$413 million**  
 in goods to Canada annually

### Top MA-1 goods exports to Canada

■ Converted Paper Products.....	\$47 million
■ Plastics Products.....	\$44 million
■ Pulp & Paperboard Mill Products.....	\$32 million
■ Scrap Products.....	\$23 million
■ Medical Equipment & Supplies.....	\$20 million



**MA-1**  
**exports \$80 million**  
 in services to Canada annually

### Top MA-1 services exports to Canada

Travel (including for education).....	\$33 million
Business services.....	\$20 million
Insurance services.....	\$9 million
Financial services.....	\$9 million
Charges for the use of intellectual property.....	\$7 million

### Top Canadian-owned businesses in MA-1

- TD Bank NA
- US Security Associates
- Trans World Ny Sub
- RBC
- Mac's Convenience Stores
- Coveris
- Blendco Systems
- Crossglobe Transport Ltd
- Premier Salons
- Clyvanor

**April 2024**

Sources: **Trade Partnership:** Goods exports (2023 data, 3/2024 release) and services exports (2022 data, 1/2024 release), calculated figures, based on U.S. Census Bureau and U.S. Bureau of Economic Analysis data at state and national levels. **Dun & Bradstreet:** Canadian-owned businesses (12/2023 release). Figures may not add up due to rounding. Produced by the Embassy of Canada in Washington, D.C.

# Massachusetts' 2<sup>nd</sup> district & Canada

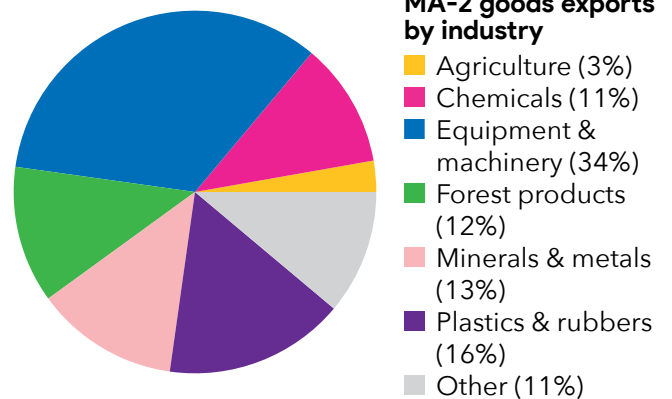
## An integrated economic & security partnership

1,850 people are employed at the 43 Canadian-owned businesses operating in MA-2

**MA-2**  
**exports \$485 million**  
 in goods to Canada annually

### Top MA-2 goods exports to Canada

Plastics Products.....	\$79 million
Converted Paper Products.....	\$33 million
Navigational & measuring instruments.....	\$31 million
Electrical Equipment & Components.....	\$31 million
Pharmaceuticals & Medicines.....	\$28 million



**MA-2**  
**exports \$105 million**  
 in services to Canada annually

### Top MA-2 services exports to Canada

Travel (including for education).....	\$33 million
Business services.....	\$25 million
Charges for the use of intellectual property.....	\$23 million
Financial services.....	\$10 million
Insurance services.....	\$10 million

### Top Canadian-owned businesses in MA-2

- SMG Holdings
- Avery Products
- TD Bank NA
- Trans World Ny Sub
- Providence & Worcester Railroad
- TForce
- El Harvey & Sons
- Barrday
- Classic Envelope
- Braden Manufacturing

**April 2024**

Sources: **Trade Partnership:** Goods exports (2023 data, 3/2024 release) and services exports (2022 data, 1/2024 release), calculated figures, based on U.S. Census Bureau and U.S. Bureau of Economic Analysis data at state and national levels. **Dun & Bradstreet:** Canadian-owned businesses (12/2023 release). Figures may not add up due to rounding. Produced by the Embassy of Canada in Washington, D.C.

# Massachusetts' 3<sup>rd</sup> district & Canada

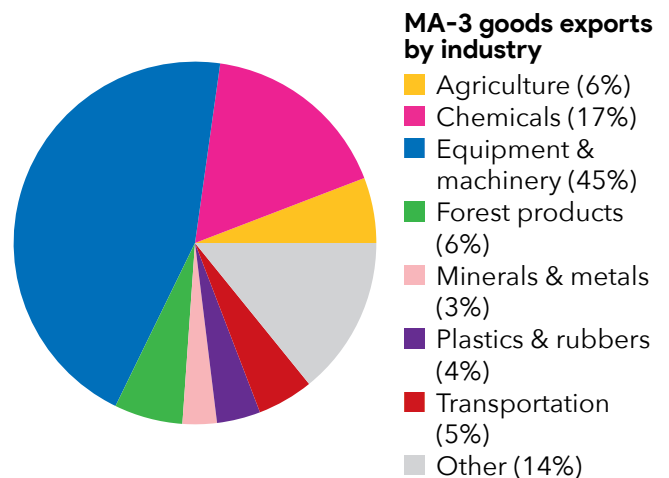
## An integrated economic & security partnership

5,100 people are employed at the 36 Canadian-owned businesses operating in MA-3

**MA-3**  
**exports \$576 million**  
 in goods to Canada annually

### Top MA-3 goods exports to Canada

- Navigational & measuring instruments..... \$80 million
- Computer Equipment..... \$75 million
- Pharmaceuticals & Medicines..... \$58 million
- Medical Equipment & Supplies..... \$46 million
- Aerospace products & parts..... \$28 million



**MA-3**  
**exports \$180 million**  
 in services to Canada annually

### Top MA-3 services exports to Canada

- Charges for the use of intellectual property..... \$74 million
- Business services..... \$63 million
- Travel (including for education)..... \$19 million
- Financial services..... \$9 million
- Telecommunications, computer & information services \$8 million

### Top Canadian-owned businesses in MA-3

- Manulife
- Future Electronics
- Magna Electronics
- TD Bank NA
- Magellan Aerospace
- Aved Electronics
- Wood Environmental Infrastructure Solutions
- El Harvey & Sons
- AMEC Earth & Environmental
- TForce

**April 2024**

Sources: **Trade Partnership:** Goods exports (2023 data, 3/2024 release) and services exports (2022 data, 1/2024 release), calculated figures, based on U.S. Census Bureau and U.S. Bureau of Economic Analysis data at state and national levels. **Dun & Bradstreet:** Canadian-owned businesses (12/2023 release). Figures may not add up due to rounding. Produced by the Embassy of Canada in Washington, D.C.

# Massachusetts' 4<sup>th</sup> district & Canada

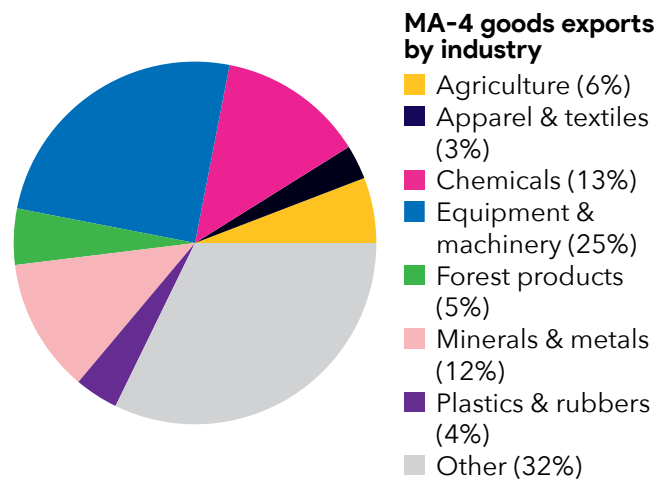
## An integrated economic & security partnership

1,730 people are employed at the 45 Canadian-owned businesses operating in MA-4

**MA-4**  
**exports \$393 million**  
 in goods to Canada annually

### Top MA-4 goods exports to Canada

Medical Equipment & Supplies.....	\$60 million
Scrap Products.....	\$33 million
Pharmaceuticals & Medicines.....	\$26 million
Nonferrous metal products.....	\$22 million
Navigational & measuring instruments.....	\$18 million



**MA-4**  
**exports \$206 million**  
 in services to Canada annually

### Top MA-4 services exports to Canada

Business services.....	\$77 million
Charges for the use of intellectual property.....	\$57 million
Travel (including for education).....	\$34 million
Financial services.....	\$26 million
Insurance services.....	\$5 million

### Top Canadian-owned businesses in MA-4

- Excel Switching Corporation
- US Security Associates
- Cantata Technology
- Lifeimage
- Trans World Ny Sub
- Dorel
- TD Bank NA
- Quadrant
- Louis Berger
- Liberty Utilities

**April 2024**

Sources: **Trade Partnership:** Goods exports (2023 data, 3/2024 release) and services exports (2022 data, 1/2024 release), calculated figures, based on U.S. Census Bureau and U.S. Bureau of Economic Analysis data at state and national levels. **Dun & Bradstreet:** Canadian-owned businesses (12/2023 release). Figures may not add up due to rounding. Produced by the Embassy of Canada in Washington, D.C.

# Massachusetts' 5<sup>th</sup> district & Canada

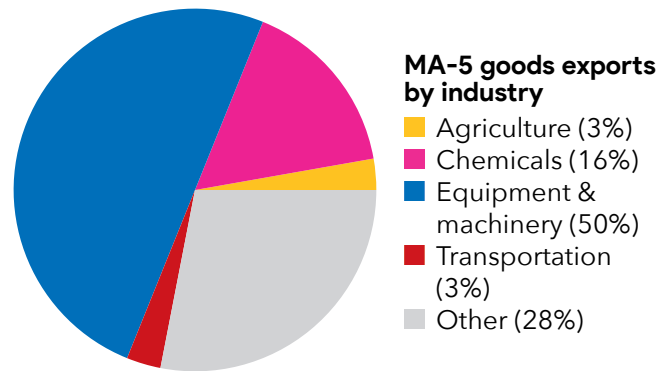
## An integrated economic & security partnership

1,320 people are employed at the 48 Canadian-owned businesses operating in MA-5

**MA-5**  
**exports \$268 million**  
 in goods to Canada annually

### Top MA-5 goods exports to Canada

■ Navigational & measuring instruments.....	\$51 million
■ Medical Equipment & Supplies.....	\$32 million
■ Pharmaceuticals & Medicines.....	\$30 million
■ Scrap Products.....	\$26 million
■ Computer Equipment.....	\$24 million



**MA-5**  
**exports \$361 million**  
 in services to Canada annually

### Top MA-5 services exports to Canada

Business services.....	\$136 million
Charges for the use of intellectual property....	\$129 million
Travel (including for education).....	\$43 million
Financial services.....	\$25 million
Telecommunications, computer & information services	\$13 million

### Top Canadian-owned businesses in MA-5

- 6 River Systems
- Independent Order of Foresters
- GXS
- TD Bank NA
- CCL Label
- CGI
- CCL Industries
- Stantec
- TForce
- Trans World Ny Sub

**April 2024**

Sources: **Trade Partnership:** Goods exports (2023 data, 3/2024 release) and services exports (2022 data, 1/2024 release), calculated figures, based on U.S. Census Bureau and U.S. Bureau of Economic Analysis data at state and national levels. **Dun & Bradstreet:** Canadian-owned businesses (12/2023 release). Figures may not add up due to rounding. Produced by the Embassy of Canada in Washington, D.C.



# Massachusetts' 6<sup>th</sup> district & Canada

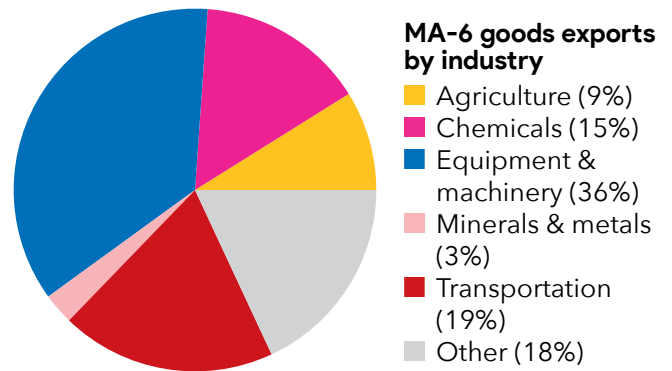
## An integrated economic & security partnership

2,870 people are employed at the 55 Canadian-owned businesses operating in MA-6

**MA-6**  
**exports \$524 million**  
 in goods to Canada annually

### Top MA-6 goods exports to Canada

■ Aerospace products & parts.....	\$93 million
■ Navigational & measuring instruments.....	\$76 million
■ Medical Equipment & Supplies.....	\$40 million
■ Pharmaceuticals & Medicines.....	\$34 million
■ Computer Equipment.....	\$25 million



**MA-6**  
**exports \$147 million**  
 in services to Canada annually

### Top MA-6 services exports to Canada

Business services.....	\$54 million
Charges for the use of intellectual property.....	\$44 million
Travel (including for education).....	\$26 million
Financial services.....	\$14 million
Telecommunications, computer & information services	\$5 million

### Top Canadian-owned businesses in MA-6

- CGI
- Bostonfed Bancorp
- Edgewater Technology
- Polymer Technology
- TD Bank NA
- Picis Clinical Solutions
- Securadyne Systems
- Stantec
- Largo Clean Energy
- Streamserve

**April 2024**

Sources: **Trade Partnership:** Goods exports (2023 data, 3/2024 release) and services exports (2022 data, 1/2024 release), calculated figures, based on U.S. Census Bureau and U.S. Bureau of Economic Analysis data at state and national levels. **Dun & Bradstreet:** Canadian-owned businesses (12/2023 release). Figures may not add up due to rounding. Produced by the Embassy of Canada in Washington, D.C.

# Massachusetts' 7<sup>th</sup> district & Canada

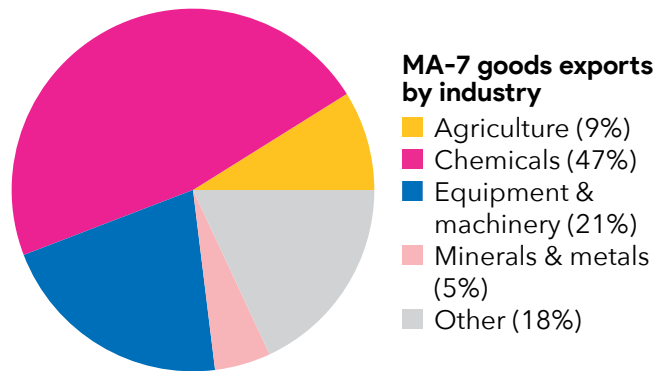
## An integrated economic & security partnership

13,280 people are employed at the 46 Canadian-owned businesses operating in MA-7

**MA-7**  
**exports \$147 million**  
 in goods to Canada annually

### Top MA-7 goods exports to Canada

■ Pharmaceuticals & Medicines.....	\$65 million
■ Medical Equipment & Supplies.....	\$12 million
■ Computer Equipment.....	\$10 million
■ Navigational & measuring instruments.....	\$9 million
■ Scrap Products.....	\$5 million



**MA-7**  
**exports \$642 million**  
 in services to Canada annually

### Top MA-7 services exports to Canada

Business services.....	\$244 million
Travel (including for education).....	\$120 million
Charges for the use of intellectual property....	\$115 million
Financial services.....	\$112 million
Telecommunications, computer & information services	\$23 million

### Top Canadian-owned businesses in MA-7

- John Hancock
- MFS Investment Management
- MFS Investment
- Empower
- Earls Restaurant
- Maxwell Hlthcare Cnsltng Pllc
- DentaQuest
- US Security Associates
- Manulife
- Bluewave Solar

**April 2024**

Sources: **Trade Partnership:** Goods exports (2023 data, 3/2024 release) and services exports (2022 data, 1/2024 release), calculated figures, based on U.S. Census Bureau and U.S. Bureau of Economic Analysis data at state and national levels. **Dun & Bradstreet:** Canadian-owned businesses (12/2023 release). Figures may not add up due to rounding. Produced by the Embassy of Canada in Washington, D.C.

# Massachusetts' 8<sup>th</sup> district & Canada

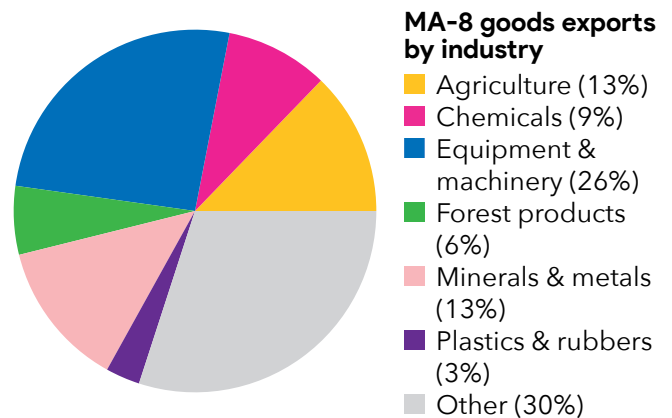
## An integrated economic & security partnership

7,440 people are employed at the 110 Canadian-owned businesses operating in MA-8

**MA-8**  
**exports \$177 million**  
 in goods to Canada annually

### Top MA-8 goods exports to Canada

Medical Equipment & Supplies.....	\$23 million
Scrap Products.....	\$18 million
Computer Equipment.....	\$12 million
Pharmaceuticals & Medicines.....	\$8 million
Converted Paper Products.....	\$8 million



**MA-8**  
**exports \$591 million**  
 in services to Canada annually

### Top MA-8 services exports to Canada

Financial services.....	\$208 million
Business services.....	\$184 million
Charges for the use of intellectual property.....	\$78 million
Travel (including for education).....	\$51 million
Transport.....	\$39 million

### Top Canadian-owned businesses in MA-8

- Putnam Investments
- Cogeco
- Learjet
- Newmarket Adm Svcs
- Alumin
- Thomson Reuters
- Stantec
- Guardsmark
- Manulife
- Canaccord Genuity

**April 2024**

Sources: **Trade Partnership:** Goods exports (2023 data, 3/2024 release) and services exports (2022 data, 1/2024 release), calculated figures, based on U.S. Census Bureau and U.S. Bureau of Economic Analysis data at state and national levels. **Dun & Bradstreet:** Canadian-owned businesses (12/2023 release). Figures may not add up due to rounding. Produced by the Embassy of Canada in Washington, D.C.

# Massachusetts' 9<sup>th</sup> district & Canada

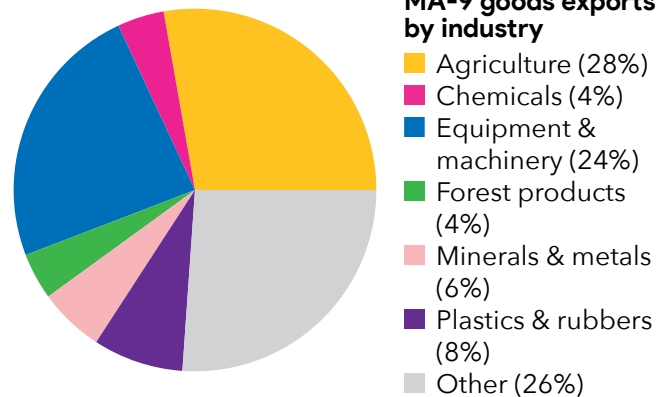
## An integrated economic & security partnership

480 people are employed at the 23 Canadian-owned businesses operating in MA-9

**MA-9**  
**exports \$243 million**  
 in goods to Canada annually

### Top MA-9 goods exports to Canada

■ Marine products.....	\$42 million
■ Scrap Products.....	\$21 million
■ Medical Equipment & Supplies.....	\$20 million
■ Plastics Products.....	\$15 million
■ Prepared seafood products.....	\$12 million



**MA-9**  
**exports \$95 million**  
 in services to Canada annually

### Top MA-9 services exports to Canada

Travel (including for education).....	\$39 million
Business services.....	\$23 million
Financial services.....	\$12 million
Charges for the use of intellectual property.....	\$10 million
Insurance services.....	\$4 million

### Top Canadian-owned businesses in MA-9

- Cantata Technology
- TD Bank NA
- Trans World Ny Sub
- Oberon Company
- OpenText
- Nutrien Ag Solutions
- Birthright
- Dialogic
- Sprague
- RBC

**April 2024**

Sources: **Trade Partnership:** Goods exports (2023 data, 3/2024 release) and services exports (2022 data, 1/2024 release), calculated figures, based on U.S. Census Bureau and U.S. Bureau of Economic Analysis data at state and national levels. **Dun & Bradstreet:** Canadian-owned businesses (12/2023 release). Figures may not add up due to rounding. Produced by the Embassy of Canada in Washington, D.C.

# Michigan's 1<sup>st</sup> district & Canada

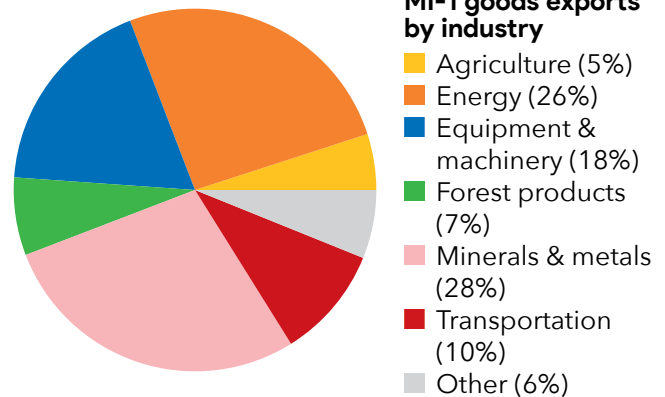
## An integrated economic & security partnership

1,720 people are employed at the 34 Canadian-owned businesses operating in MI-1

**MI-1**  
**exports \$1.3 billion**  
 in goods to Canada annually

### Top MI-1 goods exports to Canada

Oil & Gas.....	\$347 million
Metal ores.....	\$257 million
Electrical Equipment & Components.....	\$73 million
Motor Vehicle Parts.....	\$65 million
Motor Vehicles.....	\$50 million



**MI-1**  
**exports \$63 million**  
 in services to Canada annually

### Top MI-1 services exports to Canada

Travel (including for education).....	\$23 million
Transport.....	\$18 million
Business services.....	\$10 million
Charges for the use of intellectual property.....	\$5 million
Maintenance & repair services.....	\$3 million

### Top Canadian-owned businesses in MI-1

- Lexamar Corporation
- Eagle Mine
- Grand Traverse Mall
- Holiday Stationstores
- Wisconsin Central Railroad
- Emphasys Cmpt Solutions
- Upper Peninsula Power
- Enbridge
- Trans World Ny Sub
- Mitco

**April 2024**

Sources: **Trade Partnership:** Goods exports (2023 data, 3/2024 release) and services exports (2022 data, 1/2024 release), calculated figures, based on U.S. Census Bureau and U.S. Bureau of Economic Analysis data at state and national levels. **Dun & Bradstreet:** Canadian-owned businesses (12/2023 release). Figures may not add up due to rounding. Produced by the Embassy of Canada in Washington, D.C.

# Michigan's 2<sup>nd</sup> district & Canada

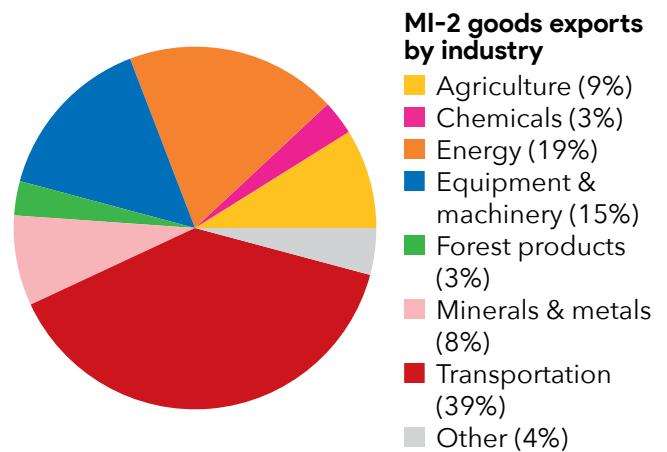
## An integrated economic & security partnership

2,510 people are employed at the 23 Canadian-owned businesses operating in MI-2

**MI-2**  
**exports \$1.8 billion**  
 in goods to Canada annually

### Top MI-2 goods exports to Canada

Oil & Gas.....	\$332 million
Motor Vehicle Bodies & Trailers.....	\$299 million
Motor Vehicles.....	\$246 million
Motor Vehicle Parts.....	\$135 million
Electrical Equipment & Components.....	\$89 million



**MI-2**  
**exports \$32 million**  
 in services to Canada annually

### Top MI-2 services exports to Canada

Travel (including for education).....	\$12 million
Business services.....	\$8 million
Charges for the use of intellectual property.....	\$5 million
Maintenance & repair services.....	\$3 million
Financial services.....	\$2 million

### Top Canadian-owned businesses in MI-2

- Magna Mirrors
- Dura Automotive
- MATCOR
- Martinrea Industries
- Old Orchard Brands
- ANR Pipeline
- Nutrien Ag Solutions
- Fischer Tanks
- Great Lakes Gas Transmission
- Marquette Rail

**April 2024**

Sources: **Trade Partnership:** Goods exports (2023 data, 3/2024 release) and services exports (2022 data, 1/2024 release), calculated figures, based on U.S. Census Bureau and U.S. Bureau of Economic Analysis data at state and national levels. **Dun & Bradstreet:** Canadian-owned businesses (12/2023 release). Figures may not add up due to rounding. Produced by the Embassy of Canada in Washington, D.C.

# Michigan's 3<sup>rd</sup> district & Canada

## An integrated economic & security partnership

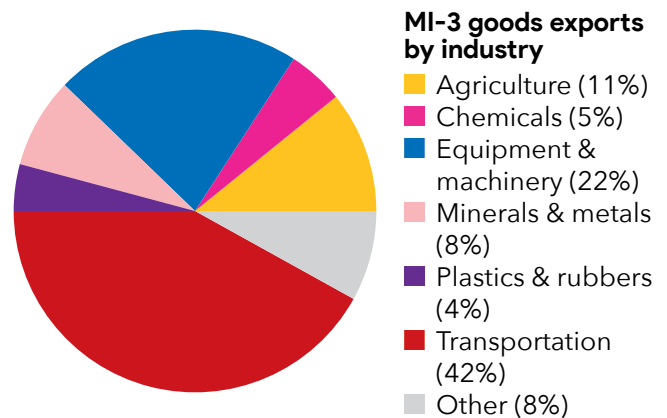
1,250 people are employed at the 45 Canadian-owned businesses operating in MI-3

### MI-3

**exports \$2.5 billion**  
in goods to Canada annually

#### Top MI-3 goods exports to Canada

■ Motor Vehicle Parts.....	\$626 million
■ Motor Vehicle Bodies & Trailers.....	\$405 million
■ Electrical Equipment & Components.....	\$174 million
■ Grain & Oilseed Milling Products.....	\$155 million
■ Plastics Products.....	\$88 million



### MI-3

**exports \$77 million**  
in services to Canada annually

#### Top MI-3 services exports to Canada

Business services.....	\$25 million
Travel (including for education).....	\$20 million
Charges for the use of intellectual property.....	\$15 million
Maintenance & repair services.....	\$5 million
Insurance services.....	\$5 million

#### Top Canadian-owned businesses in MI-3

- Guilford of Maine
- Guardsmark
- Allied Universal
- Cascades
- Agropur
- Hansen Collision
- Magna Mirrors
- CCL Industries
- 20-20 Technologies
- Mitco

#### April 2024

Sources: **Trade Partnership:** Goods exports (2023 data, 3/2024 release) and services exports (2022 data, 1/2024 release), calculated figures, based on U.S. Census Bureau and U.S. Bureau of Economic Analysis data at state and national levels. **Dun & Bradstreet:** Canadian-owned businesses (12/2023 release). Figures may not add up due to rounding. Produced by the Embassy of Canada in Washington, D.C.

# Michigan's 4<sup>th</sup> district & Canada

## An integrated economic & security partnership

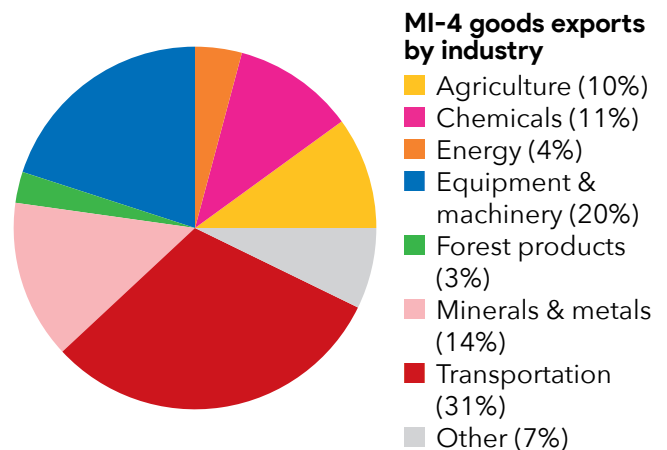
3,330 people are employed at the 31 Canadian-owned businesses operating in MI-4

### MI-4

**exports \$2.3 billion**  
in goods to Canada annually

#### Top MI-4 goods exports to Canada

■ Motor Vehicle Parts.....	\$410 million
■ Pharmaceuticals & Medicines.....	\$154 million
■ Motor Vehicles.....	\$145 million
■ Electrical Equipment & Components.....	\$134 million
■ Oil & Gas.....	\$85 million



### MI-4

**exports \$51 million**  
in services to Canada annually

#### Top MI-4 services exports to Canada

Travel (including for education).....	\$16 million
Charges for the use of intellectual property.....	\$16 million
Business services.....	\$14 million
Financial services.....	\$2 million
Maintenance & repair services.....	\$2 million

#### Top Canadian-owned businesses in MI-4

- Novo Building Products
- Magna Mirrors
- Transcontinental
- Nutrien Ag Solutions
- Seventrees Corporation
- Hansen Collision
- Mac's Convenience Stores
- Coveris
- GDI Services
- Colliers International

#### April 2024

Sources: **Trade Partnership:** Goods exports (2023 data, 3/2024 release) and services exports (2022 data, 1/2024 release), calculated figures, based on U.S. Census Bureau and U.S. Bureau of Economic Analysis data at state and national levels. **Dun & Bradstreet:** Canadian-owned businesses (12/2023 release). Figures may not add up due to rounding. Produced by the Embassy of Canada in Washington, D.C.



# Michigan's 5<sup>th</sup> district & Canada

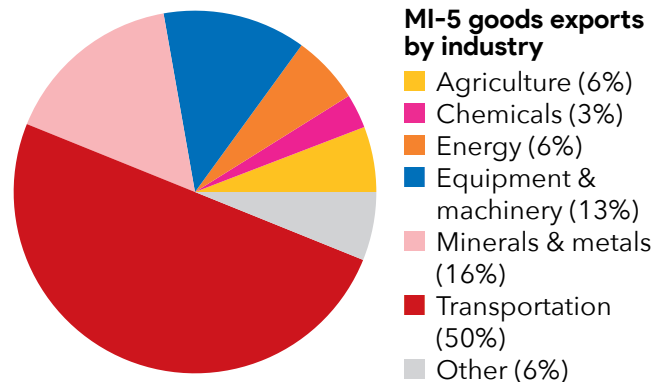
## An integrated economic & security partnership

990 people are employed at the 21 Canadian-owned businesses operating in MI-5

**MI-5**  
**exports \$2.4 billion**  
 in goods to Canada annually

### Top MI-5 goods exports to Canada

■ Motor Vehicle Bodies & Trailers.....	\$435 million
■ Motor Vehicles.....	\$405 million
■ Motor Vehicle Parts.....	\$351 million
■ Iron, steel & ferroalloys.....	\$175 million
■ Oil & Gas.....	\$134 million



**MI-5**  
**exports \$32 million**  
 in services to Canada annually

### Top MI-5 services exports to Canada

Travel (including for education).....	\$12 million
Business services.....	\$8 million
Charges for the use of intellectual property.....	\$7 million
Maintenance & repair services.....	\$2 million
Financial services.....	\$2 million

### Top Canadian-owned businesses in MI-5

- Dorel
- HMI Hardwoods
- Martinrea Industries
- TLC Vision
- Riverbend Timber Framing
- Great Atlantic News
- Nutrien Ag Solutions
- Trans World Ny Sub
- Blake Woods Med Pk Surgery Ctr
- Multimatic

**April 2024**

Sources: **Trade Partnership:** Goods exports (2023 data, 3/2024 release) and services exports (2022 data, 1/2024 release), calculated figures, based on U.S. Census Bureau and U.S. Bureau of Economic Analysis data at state and national levels. **Dun & Bradstreet:** Canadian-owned businesses (12/2023 release). Figures may not add up due to rounding. Produced by the Embassy of Canada in Washington, D.C.

# Michigan's 6<sup>th</sup> district & Canada

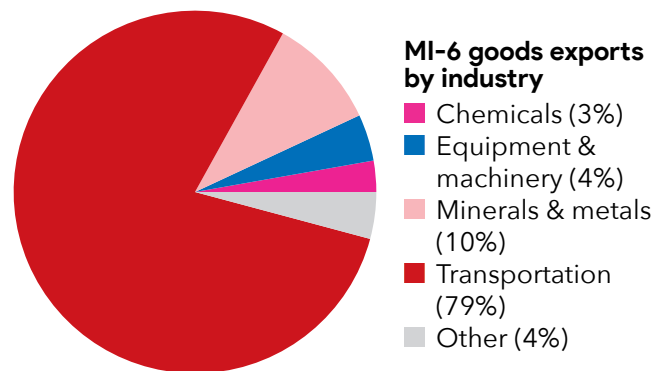
## An integrated economic & security partnership

3,390 people are employed at the 60 Canadian-owned businesses operating in MI-6

MI-6  
**exports \$2.5 billion**  
 in goods to Canada annually

### Top MI-6 goods exports to Canada

■ Motor Vehicles.....	\$1.8 billion
■ Motor Vehicle Parts.....	\$138 million
■ Iron, steel & ferroalloys.....	\$110 million
■ Metal ores.....	\$97 million
■ Resins & Synthetic Fibers.....	\$56 million



MI-6  
**exports \$111 million**  
 in services to Canada annually

### Top MI-6 services exports to Canada

Business services.....	\$41 million
Travel (including for education).....	\$34 million
Charges for the use of intellectual property.....	\$17 million
Transport.....	\$7 million
Telecommunications, computer & information services	\$6 million

### Top Canadian-owned businesses in MI-6

- Westport Innovations
- Thomson Reuters
- Magna Seating
- ITC Holdings
- Litetek
- Pollard Banknote Limited
- Guardsmark
- Multimatic
- Nascote Industries
- WSP USA

April 2024

Sources: **Trade Partnership:** Goods exports (2023 data, 3/2024 release) and services exports (2022 data, 1/2024 release), calculated figures, based on U.S. Census Bureau and U.S. Bureau of Economic Analysis data at state and national levels. **Dun & Bradstreet:** Canadian-owned businesses (12/2023 release). Figures may not add up due to rounding. Produced by the Embassy of Canada in Washington, D.C.

# Michigan's 7<sup>th</sup> district & Canada

## An integrated economic & security partnership

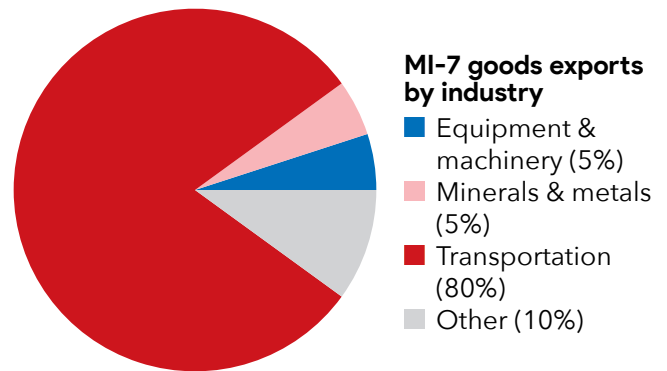
1,110 people are employed at the 47 Canadian-owned businesses operating in MI-7

### MI-7

**exports \$1.7 billion**  
 in goods to Canada annually

#### Top MI-7 goods exports to Canada

■ Motor Vehicles.....	\$862 million
■ Motor Vehicle Parts.....	\$295 million
■ Motor Vehicle Bodies & Trailers.....	\$87 million
■ Aerospace products & parts.....	\$73 million
■ Iron, steel & ferroalloys.....	\$31 million



### MI-7

**exports \$69 million**  
 in services to Canada annually

#### Top MI-7 services exports to Canada

Business services.....	\$23 million
Travel (including for education).....	\$20 million
Charges for the use of intellectual property.....	\$11 million
Insurance services.....	\$6 million
Telecommunications, computer & information services	\$4 million

#### Top Canadian-owned businesses in MI-7

- Cosma Body
- Magna Powertrain
- Proto-Techniques
- Trecal
- Opal-Rt Corporation
- Norplas Industries
- Magnesium Products America
- WSP USA
- Nutrien Ag Solutions
- Premier Salons

#### April 2024

Sources: **Trade Partnership:** Goods exports (2023 data, 3/2024 release) and services exports (2022 data, 1/2024 release), calculated figures, based on U.S. Census Bureau and U.S. Bureau of Economic Analysis data at state and national levels. **Dun & Bradstreet:** Canadian-owned businesses (12/2023 release). Figures may not add up due to rounding. Produced by the Embassy of Canada in Washington, D.C.

# Michigan's 8<sup>th</sup> district & Canada

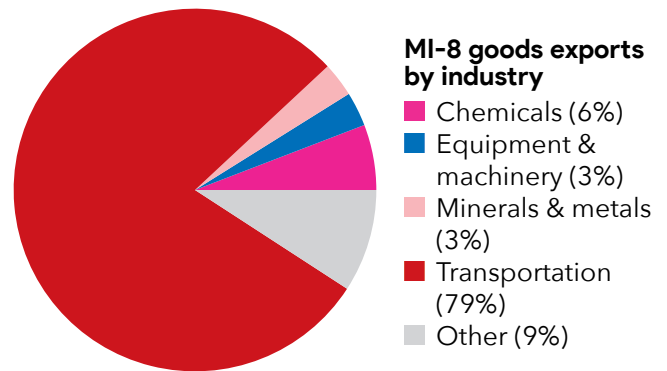
## An integrated economic & security partnership

660 people are employed at the 28 Canadian-owned businesses operating in MI-8

**MI-8**  
**exports \$1.9 billion**  
 in goods to Canada annually

### Top MI-8 goods exports to Canada

■ Motor Vehicles.....	\$1.1 billion
■ Motor Vehicle Bodies & Trailers.....	\$201 million
■ Motor Vehicle Parts.....	\$145 million
■ Resins & Synthetic Fibers.....	\$93 million
■ Plastics Products.....	\$32 million



**MI-8**  
**exports \$41 million**  
 in services to Canada annually

### Top MI-8 services exports to Canada

Travel (including for education).....	\$17 million
Business services.....	\$10 million
Charges for the use of intellectual property.....	\$8 million
Financial services.....	\$2 million
Maintenance & repair services.....	\$2 million

### Top Canadian-owned businesses in MI-8

- Magna Electric Vehicle Structures
- M C V
- Nutrien Ag Solutions
- Tim Hortons
- Premier Salons
- Trans World Ny Sub
- Guardsmark
- JKV Clio Holding
- Boyd Group
- TForce

**April 2024**

Sources: **Trade Partnership:** Goods exports (2023 data, 3/2024 release) and services exports (2022 data, 1/2024 release), calculated figures, based on U.S. Census Bureau and U.S. Bureau of Economic Analysis data at state and national levels. **Dun & Bradstreet:** Canadian-owned businesses (12/2023 release). Figures may not add up due to rounding. Produced by the Embassy of Canada in Washington, D.C.

# Michigan's 9<sup>th</sup> district & Canada

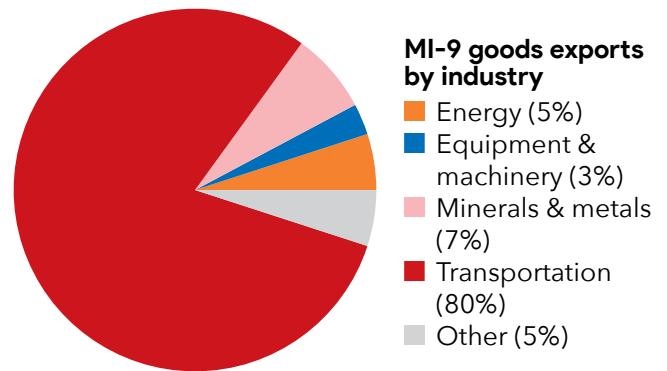
## An integrated economic & security partnership

1,680 people are employed at the 48 Canadian-owned businesses operating in MI-9

**MI-9**  
**exports \$3.2 billion**  
 in goods to Canada annually

### Top MI-9 goods exports to Canada

■ Motor Vehicles.....	\$2.1 billion
■ Motor Vehicle Parts.....	\$422 million
■ Oil & Gas.....	\$168 million
■ Metal ores.....	\$70 million
■ Iron, steel & ferroalloys.....	\$51 million



**MI-9**  
**exports \$523 million**  
 in services to Canada annually

### Top MI-9 services exports to Canada

Transport.....	\$474 million
Business services.....	\$25 million
Charges for the use of intellectual property.....	\$10 million
Travel (including for education).....	\$8 million
Maintenance & repair services.....	\$3 million

### Top Canadian-owned businesses in MI-9

- Semco Energy
- Day & Ross
- Exco
- East Coast Powerline
- Nutrien Ag Solutions
- Buckland Customs Brokers
- Magna Services
- Ontario Die Company
- State Group Industrial Usa Ltd
- Huron & Eastern Railway

**April 2024**

Sources: **Trade Partnership:** Goods exports (2023 data, 3/2024 release) and services exports (2022 data, 1/2024 release), calculated figures, based on U.S. Census Bureau and U.S. Bureau of Economic Analysis data at state and national levels. **Dun & Bradstreet:** Canadian-owned businesses (12/2023 release). Figures may not add up due to rounding. Produced by the Embassy of Canada in Washington, D.C.

# Michigan's 10<sup>th</sup> district & Canada

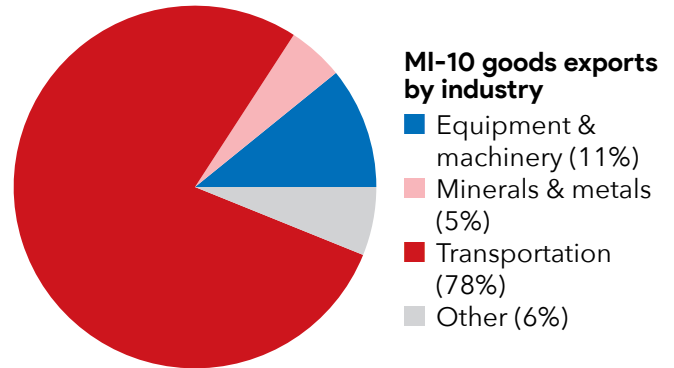
## An integrated economic & security partnership

3,850 people are employed at the 36 Canadian-owned businesses operating in MI-10

**MI-10**  
**exports \$2.1 billion**  
 in goods to Canada annually

### Top MI-10 goods exports to Canada

■ Motor Vehicle Parts.....	\$836 million
■ Motor Vehicles.....	\$817 million
■ Metalworking Machinery.....	\$51 million
■ Plastics Products.....	\$38 million
■ Electrical equipment.....	\$30 million



**MI-10**  
**exports \$71 million**  
 in services to Canada annually

### Top MI-10 services exports to Canada

Business services.....	\$38 million
Charges for the use of intellectual property.....	\$16 million
Travel (including for education).....	\$9 million
Maintenance & repair services.....	\$5 million
Financial services.....	\$1 million

### Top Canadian-owned businesses in MI-10

- Norbord
- Guelph Tool Sales
- Magna Powertrain
- Pa Solutions
- Magna Exteriors & Interiors
- Mitchell Plastics
- Motor City Racks
- Christy Industries
- A G Simpson
- Magna International

**April 2024**

Sources: **Trade Partnership:** Goods exports (2023 data, 3/2024 release) and services exports (2022 data, 1/2024 release), calculated figures, based on U.S. Census Bureau and U.S. Bureau of Economic Analysis data at state and national levels. **Dun & Bradstreet:** Canadian-owned businesses (12/2023 release). Figures may not add up due to rounding. Produced by the Embassy of Canada in Washington, D.C.

# Michigan's 11<sup>th</sup> district & Canada

## An integrated economic & security partnership

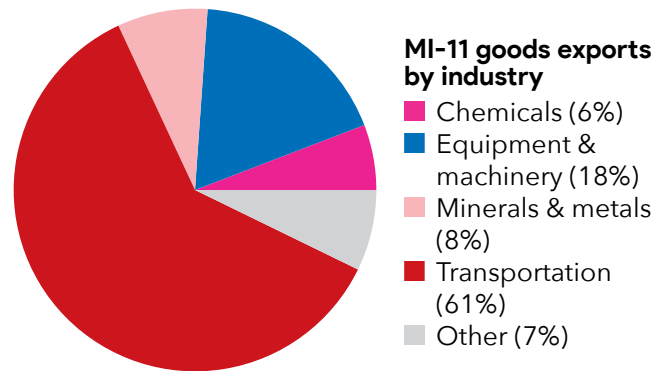
7,790 people are employed at the 85 Canadian-owned businesses operating in MI-11

### MI-11

**exports \$1.0 billion**  
 in goods to Canada annually

#### Top MI-11 goods exports to Canada

■ Motor Vehicle Parts.....	\$497 million
■ Aerospace products & parts.....	\$44 million
■ Motor Vehicle Bodies & Trailers.....	\$36 million
■ Basic Chemicals.....	\$30 million
■ Electrical equipment.....	\$24 million



### MI-11

**exports \$173 million**  
 in services to Canada annually

#### Top MI-11 services exports to Canada

Business services.....	\$104 million
Charges for the use of intellectual property.....	\$37 million
Travel (including for education).....	\$10 million
Financial services.....	\$7 million
Insurance services.....	\$6 million

#### Top Canadian-owned businesses in MI-11

- Magna Exteriors
- TD Bank NA
- Guardsmark
- ATS
- Magna Powertrain
- Illinois Central Railroad
- Cosma International
- Samuel, Son & Co
- Magna Electronics
- Vehma International

#### April 2024

Sources: **Trade Partnership:** Goods exports (2023 data, 3/2024 release) and services exports (2022 data, 1/2024 release), calculated figures, based on U.S. Census Bureau and U.S. Bureau of Economic Analysis data at state and national levels. **Dun & Bradstreet:** Canadian-owned businesses (12/2023 release). Figures may not add up due to rounding. Produced by the Embassy of Canada in Washington, D.C.

# Michigan's 12<sup>th</sup> district & Canada

## An integrated economic & security partnership

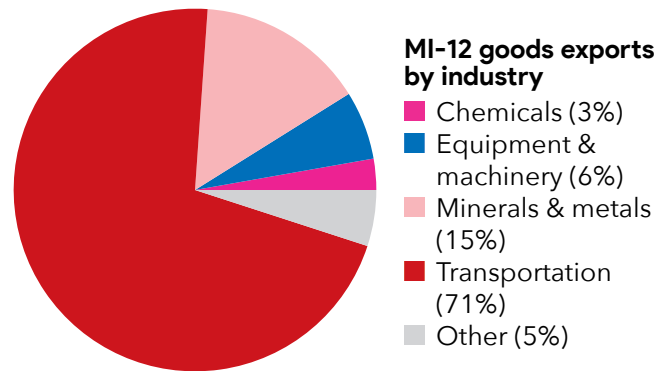
3,970 people are employed at the 59 Canadian-owned businesses operating in MI-12

### MI-12

**exports \$1.6 billion**  
 in goods to Canada annually

#### Top MI-12 goods exports to Canada

■ Motor Vehicles.....	\$889 million
■ Motor Vehicle Parts.....	\$231 million
■ Iron, steel & ferroalloys.....	\$169 million
■ Engines & turbines.....	\$53 million
■ Metal ores.....	\$37 million



### MI-12

**exports \$124 million**  
 in services to Canada annually

#### Top MI-12 services exports to Canada

Business services.....	\$53 million
Travel (including for education).....	\$25 million
Charges for the use of intellectual property.....	\$19 million
Transport.....	\$11 million
Financial services.....	\$5 million

#### Top Canadian-owned businesses in MI-12

- Ballard Power
- Magna Electronics
- Linamar
- Crum & Forster
- CGI
- GDI Services
- Coverx Corporation
- Mastronardi Produce
- Beaver Aerospace & Defense
- Covisint Corporation

#### April 2024

Sources: **Trade Partnership:** Goods exports (2023 data, 3/2024 release) and services exports (2022 data, 1/2024 release), calculated figures, based on U.S. Census Bureau and U.S. Bureau of Economic Analysis data at state and national levels. **Dun & Bradstreet:** Canadian-owned businesses (12/2023 release). Figures may not add up due to rounding. Produced by the Embassy of Canada in Washington, D.C.



# Michigan's 13<sup>th</sup> district & Canada

## An integrated economic & security partnership

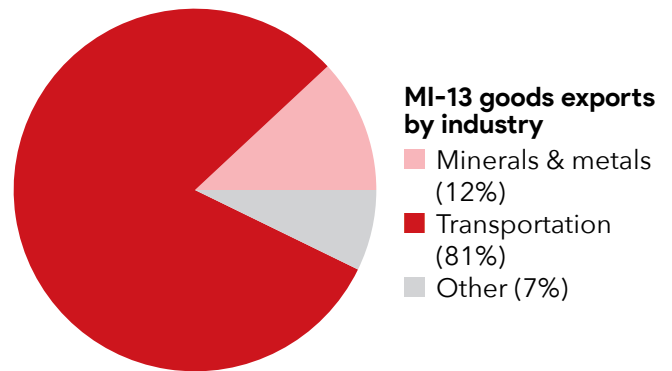
2,670 people are employed at the 77 Canadian-owned businesses operating in MI-13

### MI-13

**exports \$3.1 billion**  
 in goods to Canada annually

#### Top MI-13 goods exports to Canada

■ Motor Vehicles.....	\$2.4 billion
■ Iron, steel & ferroalloys.....	\$306 million
■ Motor Vehicle Parts.....	\$82 million
■ Petroleum & coal products.....	\$70 million
■ Metal ores.....	\$40 million



### MI-13

**exports \$695 million**  
 in services to Canada annually

#### Top MI-13 services exports to Canada

Transport.....	\$602 million
Business services.....	\$49 million
Travel (including for education).....	\$24 million
Charges for the use of intellectual property.....	\$11 million
Financial services.....	\$4 million

#### Top Canadian-owned businesses in MI-13

- Magna Seating
- Woodbridge
- TForce
- Zalev Brothers Ltd
- Olympic Steel Lafayette
- International Precast Solutions
- WSP USA
- Butcher Engineering
- NORR
- Cartex Corporation

#### April 2024

Sources: **Trade Partnership:** Goods exports (2023 data, 3/2024 release) and services exports (2022 data, 1/2024 release), calculated figures, based on U.S. Census Bureau and U.S. Bureau of Economic Analysis data at state and national levels. **Dun & Bradstreet:** Canadian-owned businesses (12/2023 release). Figures may not add up due to rounding. Produced by the Embassy of Canada in Washington, D.C.

# Minnesota's 1<sup>st</sup> district & Canada

## An integrated economic & security partnership

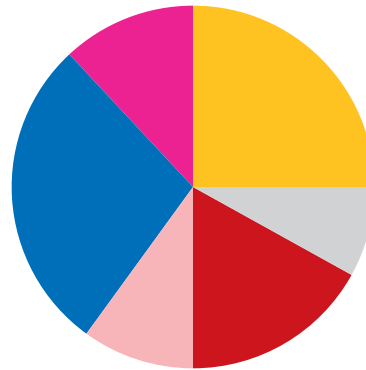
790 people are employed at the 26 Canadian-owned businesses operating in MN-1

### MN-1

**exports \$1.4 billion**  
 in goods to Canada annually

#### Top MN-1 goods exports to Canada

■ Motor Vehicles.....	\$159 million
■ Agricultural & construction machinery.....	\$144 million
■ Oilseeds & Grains.....	\$110 million
■ Grain & Oilseed Milling Products.....	\$78 million
■ Pesticides & Fertilizers.....	\$72 million



#### MN-1 goods exports by industry

■ Agriculture	(25%)
■ Chemicals	(12%)
■ Equipment & machinery	(28%)
■ Minerals & metals	(10%)
■ Transportation	(17%)
■ Other	(8%)

### MN-1

**exports \$52 million**  
 in services to Canada annually

#### Top MN-1 services exports to Canada

Travel (including for education).....	\$18 million
Charges for the use of intellectual property.....	\$11 million
Business services.....	\$10 million
Financial services.....	\$9 million
Maintenance & repair services.....	\$3 million

#### Top Canadian-owned businesses in MN-1

- Alamco Wood Products
- Creation Technologies
- Nutrien Ag Solutions
- Soo Line Railroad
- Dakota, Minnesota & Eastern Railroad
- Celestica
- Holiday Stationstores
- Brown Bear II Hydro
- International Gamco
- BMO Harris Bank

#### April 2024

Sources: **Trade Partnership:** Goods exports (2023 data, 3/2024 release) and services exports (2022 data, 1/2024 release), calculated figures, based on U.S. Census Bureau and U.S. Bureau of Economic Analysis data at state and national levels. **Dun & Bradstreet:** Canadian-owned businesses (12/2023 release). Figures may not add up due to rounding. Produced by the Embassy of Canada in Washington, D.C.

# Minnesota's 2<sup>nd</sup> district & Canada

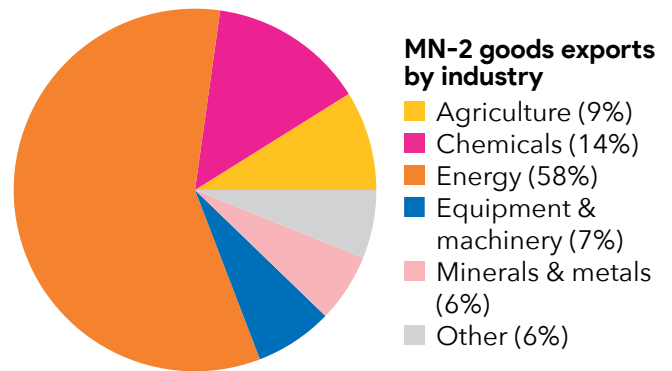
## An integrated economic & security partnership

6,750 people are employed at the 50 Canadian-owned businesses operating in MN-2

**MN-2**  
**exports \$1.4 billion**  
 in goods to Canada annually

### Top MN-2 goods exports to Canada

■ Petroleum & coal products.....	\$782 million
■ Pesticides & Fertilizers.....	\$148 million
■ Grain & Oilseed Milling Products.....	\$37 million
■ Navigational & measuring instruments.....	\$30 million
■ Beverages.....	\$26 million



**MN-2**  
**exports \$70 million**  
 in services to Canada annually

### Top MN-2 services exports to Canada

Travel (including for education).....	\$15 million
Charges for the use of intellectual property.....	\$15 million
Business services.....	\$13 million
Insurance services.....	\$13 million
Transport.....	\$5 million

### Top Canadian-owned businesses in MN-2

- West Publishing Corporation
- Thomson Reuters
- Holiday Stationstores
- Agropur
- Soo Line Railroad
- Select Food Products
- Paisley Consulting
- Buddys Kitchen
- WSP USA
- Paladin Technologies

**April 2024**

Sources: **Trade Partnership:** Goods exports (2023 data, 3/2024 release) and services exports (2022 data, 1/2024 release), calculated figures, based on U.S. Census Bureau and U.S. Bureau of Economic Analysis data at state and national levels. **Dun & Bradstreet:** Canadian-owned businesses (12/2023 release). Figures may not add up due to rounding. Produced by the Embassy of Canada in Washington, D.C.

# Minnesota's 3<sup>rd</sup> district & Canada

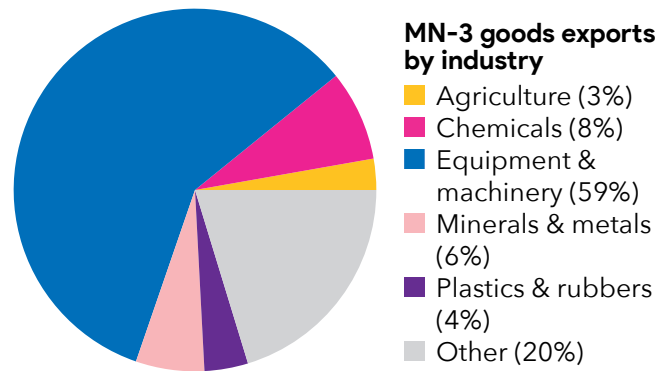
## An integrated economic & security partnership

7,210 people are employed at the 68 Canadian-owned businesses operating in MN-3

**MN-3**  
**exports \$405 million**  
 in goods to Canada annually

### Top MN-3 goods exports to Canada

■ Electrical equipment.....	\$40 million
■ Navigational & measuring instruments.....	\$39 million
■ Medical Equipment & Supplies.....	\$38 million
■ Engines & turbines.....	\$34 million
■ Semiconductors & Components.....	\$15 million



**MN-3**  
**exports \$387 million**  
 in services to Canada annually

### Top MN-3 services exports to Canada

Business services.....	\$164 million
Financial services.....	\$60 million
Transport.....	\$59 million
Charges for the use of intellectual property.....	\$54 million
Insurance services.....	\$33 million

### Top Canadian-owned businesses in MN-3

- Element Fleet Corporation
- Holiday Stationstores
- Loram
- MOAC Mall Holdings
- Flynn
- Intact Insurance
- Stantec
- Bedivere Insurance
- FTG Circuits
- Checkpoint Systems

**April 2024**

Sources: **Trade Partnership:** Goods exports (2023 data, 3/2024 release) and services exports (2022 data, 1/2024 release), calculated figures, based on U.S. Census Bureau and U.S. Bureau of Economic Analysis data at state and national levels. **Dun & Bradstreet:** Canadian-owned businesses (12/2023 release). Figures may not add up due to rounding. Produced by the Embassy of Canada in Washington, D.C.

# Minnesota's 4<sup>th</sup> district & Canada

## An integrated economic & security partnership

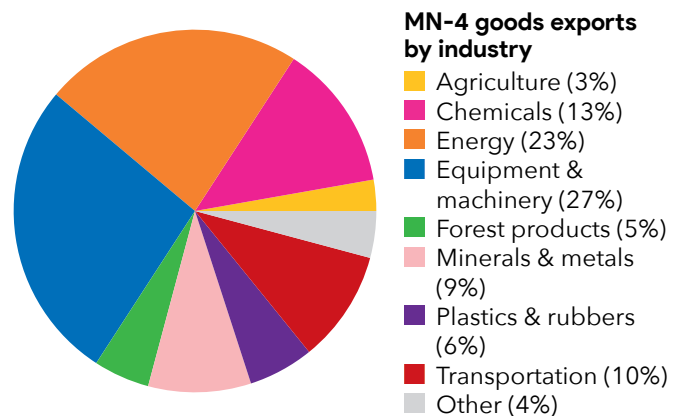
2,240 people are employed at the 46 Canadian-owned businesses operating in MN-4

### MN-4

**exports \$563 million**  
 in goods to Canada annually

#### Top MN-4 goods exports to Canada

■ Petroleum & coal products.....	\$129 million
■ Navigational & measuring instruments.....	\$59 million
■ Motor Vehicles.....	\$54 million
■ Plastics Products.....	\$32 million
■ Iron, steel & ferroalloys.....	\$29 million



### MN-4

**exports \$95 million**  
 in services to Canada annually

#### Top MN-4 services exports to Canada

Financial services.....	\$21 million
Business services.....	\$19 million
Travel (including for education).....	\$19 million
Charges for the use of intellectual property.....	\$18 million
Insurance services.....	\$13 million

#### Top Canadian-owned businesses in MN-4

- Soo Line Railroad
- Stantec
- Multitech
- Holiday Stationstores
- CST Brands
- Dynamax
- RBC
- TForce
- Unesco
- Winroc

**April 2024**

Sources: **Trade Partnership:** Goods exports (2023 data, 3/2024 release) and services exports (2022 data, 1/2024 release), calculated figures, based on U.S. Census Bureau and U.S. Bureau of Economic Analysis data at state and national levels. **Dun & Bradstreet:** Canadian-owned businesses (12/2023 release). Figures may not add up due to rounding. Produced by the Embassy of Canada in Washington, D.C.

# Minnesota's 5<sup>th</sup> district & Canada

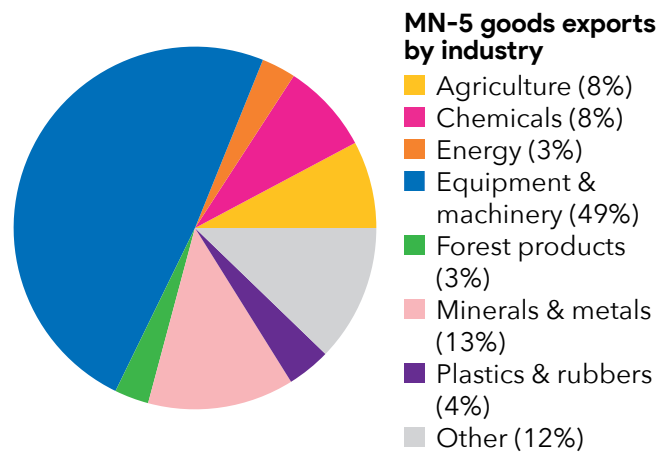
## An integrated economic & security partnership

6,470 people are employed at the 49 Canadian-owned businesses operating in MN-5

**MN-5**  
**exports \$313 million**  
 in goods to Canada annually

### Top MN-5 goods exports to Canada

■ Navigational & measuring instruments.....	\$27 million
■ Electrical equipment.....	\$17 million
■ Scrap Products.....	\$14 million
■ Beverages.....	\$14 million
■ Engines & turbines.....	\$12 million



**MN-5**  
**exports \$287 million**  
 in services to Canada annually

### Top MN-5 services exports to Canada

Business services.....	\$144 million
Charges for the use of intellectual property.....	\$37 million
Financial services.....	\$37 million
Transport.....	\$23 million
Travel (including for education).....	\$22 million

### Top Canadian-owned businesses in MN-5

- RBC
- Dain Rauscher Incorporated
- Soo Line Railroad
- Colliers International
- Holiday Stationstores
- BMO Harris Bank
- Dakota, Minnesota & Eastern Railroad
- Traffic Tech
- Canadian Pacific Railway
- Aimia Us

**April 2024**

Sources: **Trade Partnership:** Goods exports (2023 data, 3/2024 release) and services exports (2022 data, 1/2024 release), calculated figures, based on U.S. Census Bureau and U.S. Bureau of Economic Analysis data at state and national levels. **Dun & Bradstreet:** Canadian-owned businesses (12/2023 release). Figures may not add up due to rounding. Produced by the Embassy of Canada in Washington, D.C.

# Minnesota's 6<sup>th</sup> district & Canada

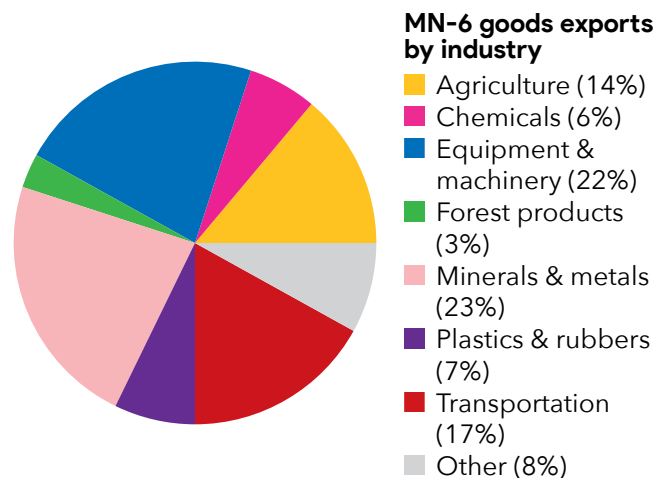
## An integrated economic & security partnership

1,160 people are employed at the 23 Canadian-owned businesses operating in MN-6

**MN-6**  
**exports \$609 million**  
 in goods to Canada annually

### Top MN-6 goods exports to Canada

■ Motor Vehicles.....	\$69 million
■ Navigational & measuring instruments.....	\$44 million
■ Plastics Products.....	\$40 million
■ Electrical equipment.....	\$20 million
■ Basic Chemicals.....	\$16 million



**MN-6**  
**exports \$54 million**  
 in services to Canada annually

### Top MN-6 services exports to Canada

Business services.....	\$23 million
Travel (including for education).....	\$14 million
Charges for the use of intellectual property.....	\$9 million
Financial services.....	\$6 million
Maintenance & repair services.....	\$2 million

### Top Canadian-owned businesses in MN-6

- Holiday Stationstores
- New Flyer
- Apple Valley Foods
- Littfin Truss
- TForce
- Penrad Technologies
- CEDA International
- RBC
- BMO Harris Bank
- Allied Universal

**April 2024**

Sources: **Trade Partnership:** Goods exports (2023 data, 3/2024 release) and services exports (2022 data, 1/2024 release), calculated figures, based on U.S. Census Bureau and U.S. Bureau of Economic Analysis data at state and national levels. **Dun & Bradstreet:** Canadian-owned businesses (12/2023 release). Figures may not add up due to rounding. Produced by the Embassy of Canada in Washington, D.C.

# Minnesota's 7<sup>th</sup> district & Canada

## An integrated economic & security partnership

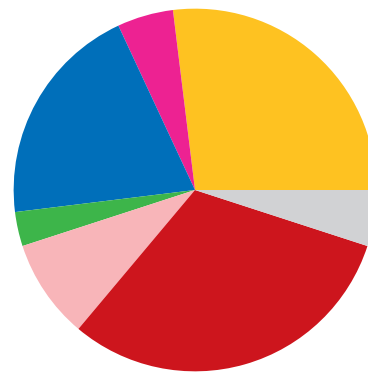
920 people are employed at the 29 Canadian-owned businesses operating in MN-7

### MN-7

**exports \$1.4 billion**  
 in goods to Canada annually

#### Top MN-7 goods exports to Canada

Oilseeds & Grains.....	\$192 million
Motor Vehicles.....	\$135 million
Agricultural & construction machinery.....	\$113 million
Motor Vehicle Bodies & Trailers.....	\$59 million
Grain & Oilseed Milling Products.....	\$56 million



#### MN-7 goods exports by industry

■ Agriculture	(27%)
■ Chemicals	(5%)
■ Equipment & machinery	(20%)
■ Forest products	(3%)
■ Minerals & metals	(9%)
■ Transportation	(31%)
■ Other	(5%)

### MN-7

**exports \$47 million**  
 in services to Canada annually

#### Top MN-7 services exports to Canada

Travel (including for education).....	\$12 million
Financial services.....	\$12 million
Charges for the use of intellectual property.....	\$11 million
Business services.....	\$6 million
Maintenance & repair services.....	\$3 million

#### Top Canadian-owned businesses in MN-7

- Holiday Stationstores
- Nutrien Ag Solutions
- Littfin Truss
- BMO Harris Bank
- Allied Universal
- Minnesota Specialty Yeast
- Soo Line Railroad
- Argo USA
- Enbridge
- Birthright

#### April 2024

Sources: **Trade Partnership:** Goods exports (2023 data, 3/2024 release) and services exports (2022 data, 1/2024 release), calculated figures, based on U.S. Census Bureau and U.S. Bureau of Economic Analysis data at state and national levels. **Dun & Bradstreet:** Canadian-owned businesses (12/2023 release). Figures may not add up due to rounding. Produced by the Embassy of Canada in Washington, D.C.



# Minnesota's 8<sup>th</sup> district & Canada

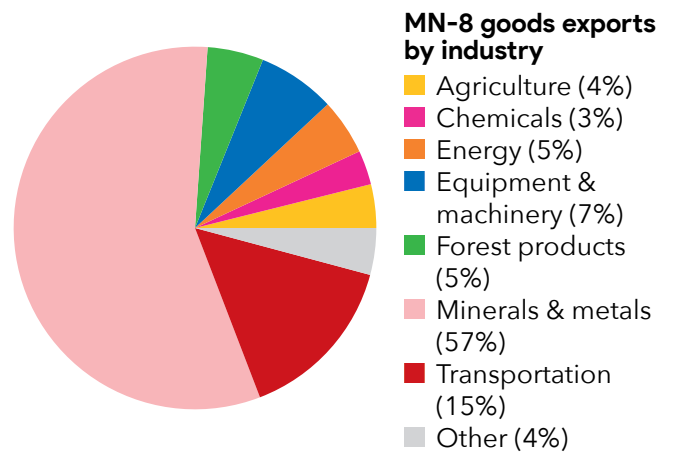
## An integrated economic & security partnership

2,390 people are employed at the 31 Canadian-owned businesses operating in MN-8

**MN-8**  
**exports \$937 million**  
 in goods to Canada annually

### Top MN-8 goods exports to Canada

■ Metal ores.....	\$499 million
■ Motor Vehicles.....	\$63 million
■ Petroleum & coal products.....	\$50 million
■ Aerospace products & parts.....	\$24 million
■ Pulp & Paperboard Mill Products.....	\$20 million



**MN-8**  
**exports \$115 million**  
 in services to Canada annually

### Top MN-8 services exports to Canada

Transport.....	\$69 million
Travel (including for education).....	\$20 million
Financial services.....	\$8 million
Business services.....	\$7 million
Charges for the use of intellectual property.....	\$6 million

### Top Canadian-owned businesses in MN-8

- Duluth, Missabe & Iron Range Railway
- Holiday Stationstores
- Enbridge
- Norbord
- Minnesota Twist Drill
- Campbells Cabins And Trdg Post
- Lake Superior Consulting
- Wisconsin Central Railroad
- Birthright
- Lw Survey

**April 2024**

Sources: **Trade Partnership:** Goods exports (2023 data, 3/2024 release) and services exports (2022 data, 1/2024 release), calculated figures, based on U.S. Census Bureau and U.S. Bureau of Economic Analysis data at state and national levels. **Dun & Bradstreet:** Canadian-owned businesses (12/2023 release). Figures may not add up due to rounding. Produced by the Embassy of Canada in Washington, D.C.

# Mississippi's 1<sup>st</sup> district & Canada

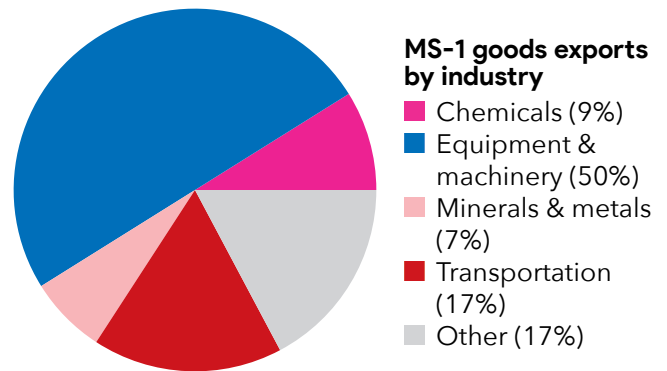
## An integrated economic & security partnership

1,320 people are employed at the 33 Canadian-owned businesses operating in MS-1

**MS-1**  
**exports \$884 million**  
 in goods to Canada annually

### Top MS-1 goods exports to Canada

■ Motor Vehicles.....	\$147 million
■ Semiconductors & Components.....	\$127 million
■ Communications Equipment.....	\$74 million
■ Medical Equipment & Supplies.....	\$66 million
■ Resins & Synthetic Fibers.....	\$57 million



**MS-1**  
**exports \$37 million**  
 in services to Canada annually

### Top MS-1 services exports to Canada

Travel (including for education).....	\$18 million
Financial services.....	\$6 million
Business services.....	\$5 million
Charges for the use of intellectual property.....	\$4 million
Maintenance & repair services.....	\$2 million

### Top Canadian-owned businesses in MS-1

- SNC-Lavalin
- Norbord
- US Security Associates
- Circle K
- TForce
- Kansas City Southern Railway
- Spectra Energy
- Nutrien Ag Solutions
- Samuel, Son & Co
- Waste Connections

**April 2024**

Sources: **Trade Partnership:** Goods exports (2023 data, 3/2024 release) and services exports (2022 data, 1/2024 release), calculated figures, based on U.S. Census Bureau and U.S. Bureau of Economic Analysis data at state and national levels. **Dun & Bradstreet:** Canadian-owned businesses (12/2023 release). Figures may not add up due to rounding. Produced by the Embassy of Canada in Washington, D.C.

# Mississippi's 2<sup>nd</sup> district & Canada

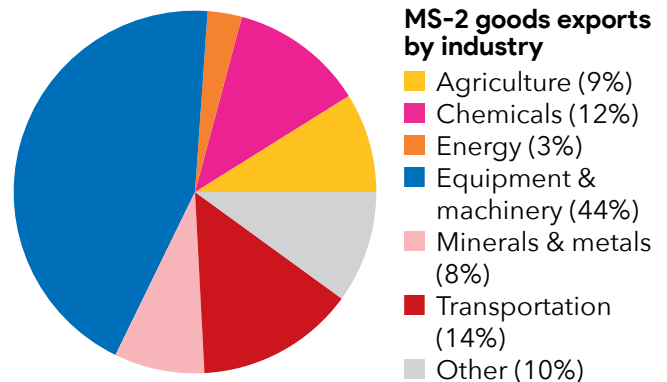
## An integrated economic & security partnership

960 people are employed at the 24 Canadian-owned businesses operating in MS-2

**MS-2**  
**exports \$435 million**  
 in goods to Canada annually

### Top MS-2 goods exports to Canada

■ Motor Vehicles.....	\$57 million
■ Pesticides & Fertilizers.....	\$44 million
■ Medical Equipment & Supplies.....	\$21 million
■ HVAC & Refrigeration Equipment.....	\$21 million
■ Agricultural & construction machinery.....	\$20 million



**MS-2**  
**exports \$37 million**  
 in services to Canada annually

### Top MS-2 services exports to Canada

Travel (including for education).....	\$20 million
Financial services.....	\$6 million
Business services.....	\$5 million
Charges for the use of intellectual property.....	\$3 million
Insurance services.....	\$2 million

### Top Canadian-owned businesses in MS-2

- Circle K
- Nutrien Ag Solutions
- Loveland Products
- Franchise Management Investors
- SNC-Lavalin
- Illinois Central Railroad
- Texas Eastern Transmission
- Columbia Gulf Transmission
- TForce
- Spectra Energy

**April 2024**

Sources: **Trade Partnership:** Goods exports (2023 data, 3/2024 release) and services exports (2022 data, 1/2024 release), calculated figures, based on U.S. Census Bureau and U.S. Bureau of Economic Analysis data at state and national levels. **Dun & Bradstreet:** Canadian-owned businesses (12/2023 release). Figures may not add up due to rounding. Produced by the Embassy of Canada in Washington, D.C.

# Mississippi's 3<sup>rd</sup> district & Canada

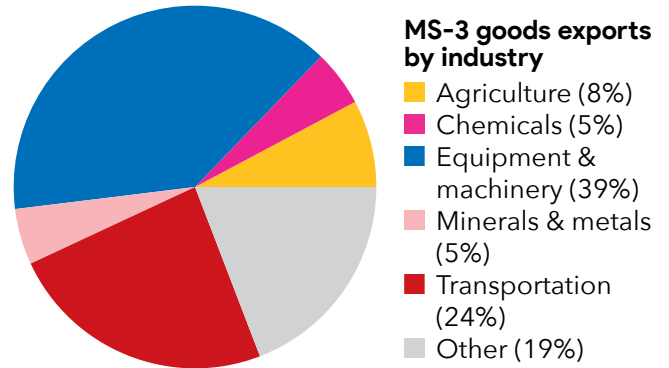
## An integrated economic & security partnership

1,100 people are employed at the 28 Canadian-owned businesses operating in MS-3

**MS-3**  
**exports \$501 million**  
 in goods to Canada annually

### Top MS-3 goods exports to Canada

■ Motor Vehicles.....	\$102 million
■ Medical Equipment & Supplies.....	\$64 million
■ Communications Equipment.....	\$32 million
■ Electrical Equipment & Components.....	\$29 million
■ Electrical equipment.....	\$23 million



**MS-3**  
**exports \$41 million**  
 in services to Canada annually

### Top MS-3 services exports to Canada

Travel (including for education).....	\$16 million
Financial services.....	\$9 million
Business services.....	\$6 million
Charges for the use of intellectual property.....	\$4 million
Insurance services.....	\$3 million

### Top Canadian-owned businesses in MS-3

- Avery Products
- Circle K
- Guardsmark
- Franchise Management Investors
- M & B Railroad
- Illinois Central Railroad
- Interfor
- Service Experts
- Car Wash Partners
- Ott & Lee Funeral Home

**April 2024**

Sources: **Trade Partnership:** Goods exports (2023 data, 3/2024 release) and services exports (2022 data, 1/2024 release), calculated figures, based on U.S. Census Bureau and U.S. Bureau of Economic Analysis data at state and national levels. **Dun & Bradstreet:** Canadian-owned businesses (12/2023 release). Figures may not add up due to rounding. Produced by the Embassy of Canada in Washington, D.C.

# Mississippi's 4<sup>th</sup> district & Canada

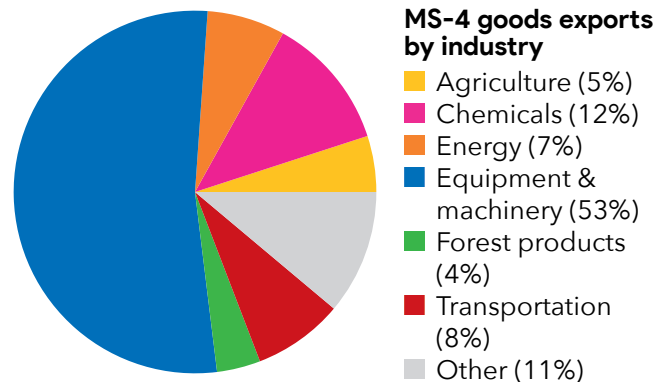
## An integrated economic & security partnership

960 people are employed at the 21 Canadian-owned businesses operating in MS-4

**MS-4**  
**exports \$370 million**  
 in goods to Canada annually

### Top MS-4 goods exports to Canada

■ Communications Equipment.....	\$57 million
■ Basic Chemicals.....	\$26 million
■ Petroleum & coal products.....	\$25 million
■ Medical Equipment & Supplies.....	\$24 million
■ Electrical equipment.....	\$22 million



**MS-4**  
**exports \$57 million**  
 in services to Canada annually

### Top MS-4 services exports to Canada

Travel (including for education).....	\$39 million
Financial services.....	\$7 million
Charges for the use of intellectual property.....	\$4 million
Business services.....	\$4 million
Maintenance & repair services.....	\$2 million

### Top Canadian-owned businesses in MS-4

- Circle K
- Mississippi Tank Company
- Omega Protein
- Guardsmark
- MWH Americas
- Usa Yeast Company
- Rheogistics
- Hixson Lumber
- AMPORTS
- Illinois Central Railroad

**April 2024**

Sources: **Trade Partnership:** Goods exports (2023 data, 3/2024 release) and services exports (2022 data, 1/2024 release), calculated figures, based on U.S. Census Bureau and U.S. Bureau of Economic Analysis data at state and national levels. **Dun & Bradstreet:** Canadian-owned businesses (12/2023 release). Figures may not add up due to rounding. Produced by the Embassy of Canada in Washington, D.C.

# Missouri's 1<sup>st</sup> district & Canada

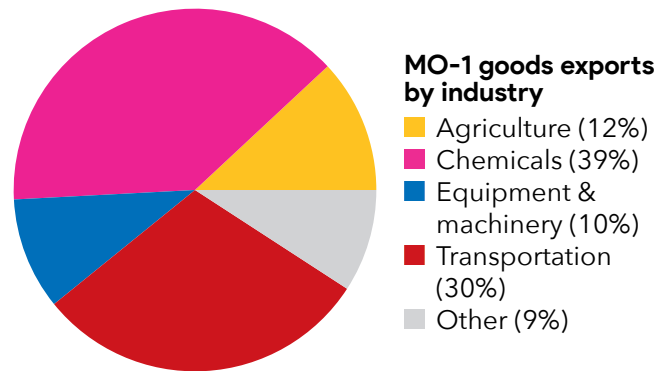
## An integrated economic & security partnership

1,520 people are employed at the 45 Canadian-owned businesses operating in MO-1

**MO-1**  
**exports \$717 million**  
 in goods to Canada annually

### Top MO-1 goods exports to Canada

- Aerospace products & parts..... \$150 million
- Basic Chemicals.....\$116 million
- Soaps, Cleaning Agents & Toiletries..... \$74 million
- Pharmaceuticals & Medicines..... \$67 million
- Motor Vehicles..... \$40 million



**MO-1**  
**exports \$246 million**  
 in services to Canada annually

### Top MO-1 services exports to Canada

- Business services..... \$83 million
- Travel (including for education)..... \$45 million
- Financial services.....\$39 million
- Charges for the use of intellectual property..... \$33 million
- Transport..... \$24 million

### Top Canadian-owned businesses in MO-1

- Thomson Reuters
- TForce
- Guardsmark
- BMO Harris Bank
- WSP USA
- Colliers International
- Premier Salons
- Waste Connections
- Trans World Ny Sub
- Empower

**April 2024**

Sources: **Trade Partnership:** Goods exports (2023 data, 3/2024 release) and services exports (2022 data, 1/2024 release), calculated figures, based on U.S. Census Bureau and U.S. Bureau of Economic Analysis data at state and national levels. **Dun & Bradstreet:** Canadian-owned businesses (12/2023 release). Figures may not add up due to rounding. Produced by the Embassy of Canada in Washington, D.C.

# Missouri's 2<sup>nd</sup> district & Canada

## An integrated economic & security partnership

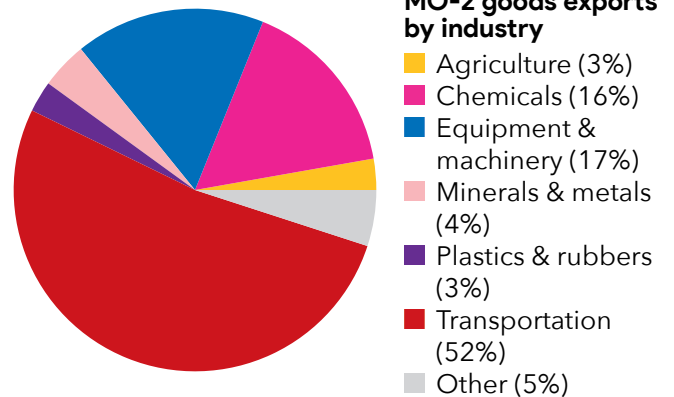
4,090 people are employed at the 42 Canadian-owned businesses operating in MO-2

### MO-2

**exports \$724 million**  
 in goods to Canada annually

#### Top MO-2 goods exports to Canada

■ Motor Vehicles.....	\$306 million
■ Aerospace products & parts.....	\$46 million
■ Pesticides & Fertilizers.....	\$37 million
■ Soaps, Cleaning Agents & Toiletries.....	\$29 million
■ Pharmaceuticals & Medicines.....	\$25 million



### MO-2

**exports \$149 million**  
 in services to Canada annually

#### Top MO-2 services exports to Canada

Business services.....	\$55 million
Charges for the use of intellectual property.....	\$28 million
Travel (including for education).....	\$18 million
Financial services.....	\$17 million
Insurance services.....	\$14 million

#### Top Canadian-owned businesses in MO-2

- Thomson Reuters
- Bausch + Lomb
- ATI
- CBTC Transport
- Bulk Transport Company
- CGI
- Dorel
- Jetcorp Technical Services
- BMO Harris Bank
- Cascades

**April 2024**

Sources: **Trade Partnership:** Goods exports (2023 data, 3/2024 release) and services exports (2022 data, 1/2024 release), calculated figures, based on U.S. Census Bureau and U.S. Bureau of Economic Analysis data at state and national levels. **Dun & Bradstreet:** Canadian-owned businesses (12/2023 release). Figures may not add up due to rounding. Produced by the Embassy of Canada in Washington, D.C.

# Missouri's 3<sup>rd</sup> district & Canada

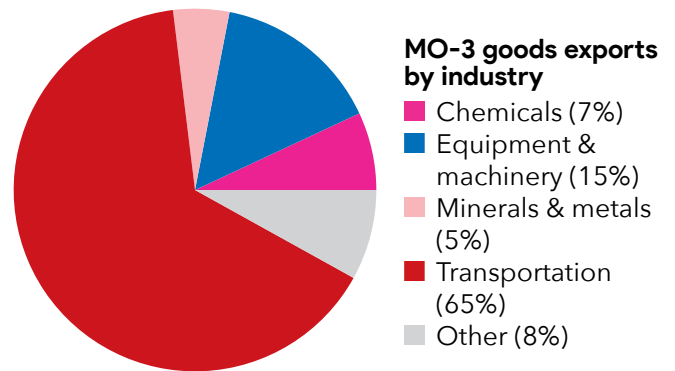
## An integrated economic & security partnership

500 people are employed at the 18 Canadian-owned businesses operating in MO-3

**MO-3**  
**exports \$893 million**  
 in goods to Canada annually

### Top MO-3 goods exports to Canada

- Motor Vehicles.....\$559 million
- Electrical equipment..... \$55 million
- Soaps, Cleaning Agents & Toiletries..... \$31 million
- Electrical Equipment & Components..... \$24 million
- HVAC & Refrigeration Equipment.....\$23 million



**MO-3**  
**exports \$101 million**  
 in services to Canada annually

### Top MO-3 services exports to Canada

- Travel (including for education)..... \$30 million
- Financial services.....\$20 million
- Telecommunications, computer & information services\$18 million
- Business services..... \$16 million
- Charges for the use of intellectual property..... \$12 million

### Top Canadian-owned businesses in MO-3

- Woodbridge
- Baue Funeral Home
- CCL Label
- Waste Connections
- Birthright
- Wood Environmental Infrastructure Solutions
- Lodging Enterprises
- Trans World Ny Sub
- Circle K
- Gfi

**April 2024**

Sources: **Trade Partnership:** Goods exports (2023 data, 3/2024 release) and services exports (2022 data, 1/2024 release), calculated figures, based on U.S. Census Bureau and U.S. Bureau of Economic Analysis data at state and national levels. **Dun & Bradstreet:** Canadian-owned businesses (12/2023 release). Figures may not add up due to rounding. Produced by the Embassy of Canada in Washington, D.C.



# Missouri's 4<sup>th</sup> district & Canada

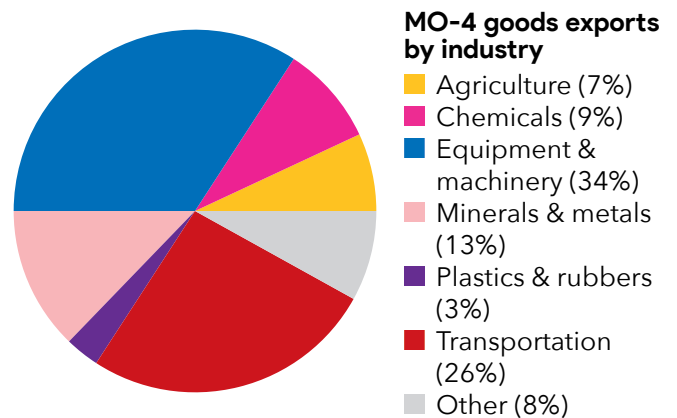
## An integrated economic & security partnership

570 people are employed at the 20 Canadian-owned businesses operating in MO-4

**MO-4**  
**exports \$450 million**  
 in goods to Canada annually

### Top MO-4 goods exports to Canada

■ Motor Vehicles.....	\$49 million
■ Electrical Equipment & Components.....	\$36 million
■ Ships & Boats.....	\$31 million
■ Agricultural & construction machinery.....	\$30 million
■ Pesticides & Fertilizers.....	\$27 million



**MO-4**  
**exports \$76 million**  
 in services to Canada annually

### Top MO-4 services exports to Canada

Travel (including for education).....	\$26 million
Financial services.....	\$25 million
Business services.....	\$12 million
Charges for the use of intellectual property.....	\$7 million
Maintenance & repair services.....	\$2 million

### Top Canadian-owned businesses in MO-4

- Wca
- Coreslab Structures
- WCA Waste Corporation
- Brookfield Properties
- Ritchie Bros Auctioneers
- Birthright
- Flextech Industries
- Mitel
- TC Energy
- Nutrien Ag Solutions

**April 2024**

Sources: **Trade Partnership:** Goods exports (2023 data, 3/2024 release) and services exports (2022 data, 1/2024 release), calculated figures, based on U.S. Census Bureau and U.S. Bureau of Economic Analysis data at state and national levels. **Dun & Bradstreet:** Canadian-owned businesses (12/2023 release). Figures may not add up due to rounding. Produced by the Embassy of Canada in Washington, D.C.

# Missouri's 5<sup>th</sup> district & Canada

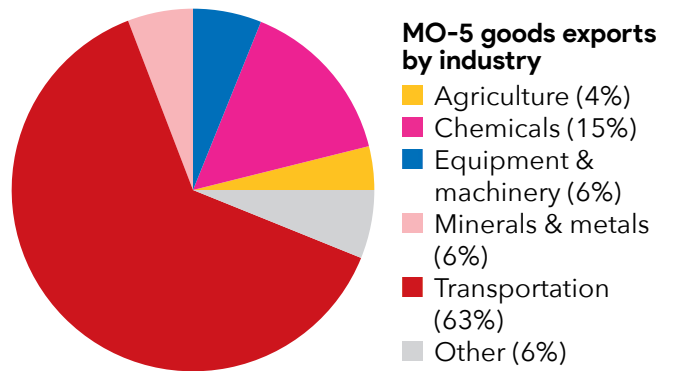
## An integrated economic & security partnership

2,240 people are employed at the 63 Canadian-owned businesses operating in MO-5

**MO-5**  
**exports \$873 million**  
 in goods to Canada annually

### Top MO-5 goods exports to Canada

■ Motor Vehicles.....	\$529 million
■ Pesticides & Fertilizers.....	\$107 million
■ Grain & Oilseed Milling Products.....	\$21 million
■ Plastics Products.....	\$14 million
■ Motor Vehicle Parts.....	\$14 million



**MO-5**  
**exports \$197 million**  
 in services to Canada annually

### Top MO-5 services exports to Canada

Business services.....	\$59 million
Travel (including for education).....	\$44 million
Charges for the use of intellectual property.....	\$43 million
Financial services.....	\$29 million
Insurance services.....	\$11 million

### Top Canadian-owned businesses in MO-5

- Flynn
- Kansas City Southern Railway
- Premier Dental Group
- Hesse
- Black & McDonald
- Custom Lighting Services
- 21C Foods Llp
- BMO Harris Bank
- Winbury Group
- Iowa Chicago & Eastern Railroad

**April 2024**

Sources: **Trade Partnership:** Goods exports (2023 data, 3/2024 release) and services exports (2022 data, 1/2024 release), calculated figures, based on U.S. Census Bureau and U.S. Bureau of Economic Analysis data at state and national levels. **Dun & Bradstreet:** Canadian-owned businesses (12/2023 release). Figures may not add up due to rounding. Produced by the Embassy of Canada in Washington, D.C.

# Missouri's 6<sup>th</sup> district & Canada

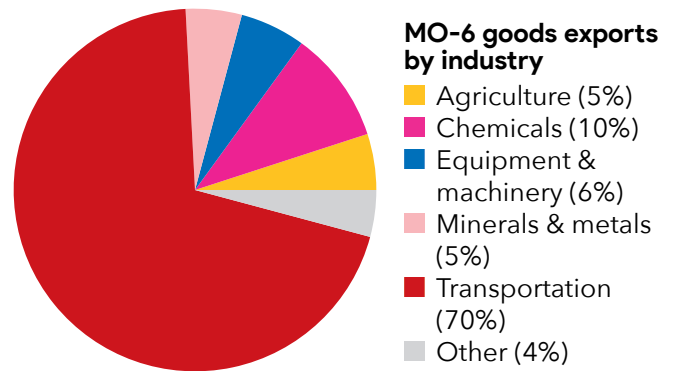
## An integrated economic & security partnership

1,470 people are employed at the 26 Canadian-owned businesses operating in MO-6

**MO-6**  
**exports \$1.7 billion**  
 in goods to Canada annually

### Top MO-6 goods exports to Canada

■ Motor Vehicles.....	\$1.2 billion
■ Pesticides & Fertilizers.....	\$85 million
■ Motor Vehicle Parts.....	\$38 million
■ Basic Chemicals.....	\$35 million
■ Grain & Oilseed Milling Products.....	\$30 million



**MO-6**  
**exports \$68 million**  
 in services to Canada annually

### Top MO-6 services exports to Canada

Travel (including for education).....	\$21 million
Financial services.....	\$13 million
Charges for the use of intellectual property.....	\$13 million
Business services.....	\$13 million
Maintenance & repair services.....	\$3 million

### Top Canadian-owned businesses in MO-6

- Mid-Am Holdings
- Martinrea Industries
- Woodbridge
- TForce
- Dura Automotive
- Nutrien Ag Solutions
- Omega Industrial Hydraulics
- Empire District Electric
- BMO Harris Bank
- Firstservice Residential

**April 2024**

Sources: **Trade Partnership:** Goods exports (2023 data, 3/2024 release) and services exports (2022 data, 1/2024 release), calculated figures, based on U.S. Census Bureau and U.S. Bureau of Economic Analysis data at state and national levels. **Dun & Bradstreet:** Canadian-owned businesses (12/2023 release). Figures may not add up due to rounding. Produced by the Embassy of Canada in Washington, D.C.

# Missouri's 7<sup>th</sup> district & Canada

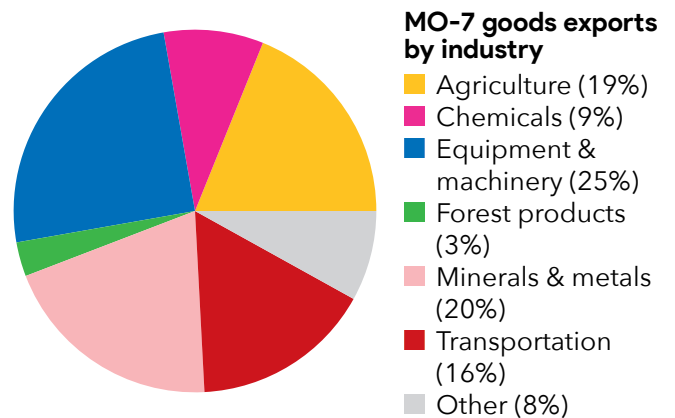
## An integrated economic & security partnership

1,150 people are employed at the 33 Canadian-owned businesses operating in MO-7

**MO-7**  
**exports \$511 million**  
 in goods to Canada annually

### Top MO-7 goods exports to Canada

Boilers, Tanks & Containers.....	\$46 million
Electrical Equipment & Components.....	\$43 million
Motor Vehicles.....	\$36 million
Motor Vehicle Parts.....	\$27 million
Pesticides & Fertilizers.....	\$25 million



**MO-7**  
**exports \$92 million**  
 in services to Canada annually

### Top MO-7 services exports to Canada

Travel (including for education).....	\$39 million
Business services.....	\$22 million
Financial services.....	\$15 million
Charges for the use of intellectual property.....	\$9 million
Maintenance & repair services.....	\$3 million

### Top Canadian-owned businesses in MO-7

- D & D Sexton Incorporated
- Empire District Electric
- Empire District Gas
- Missouri & Northern Arkansas Railroad
- Carthage Crushed Limestone
- Car Wash Partners
- Monett Metals
- Schilli Corporation
- Mitchell Mill Systems
- Waste Industries

**April 2024**

Sources: **Trade Partnership:** Goods exports (2023 data, 3/2024 release) and services exports (2022 data, 1/2024 release), calculated figures, based on U.S. Census Bureau and U.S. Bureau of Economic Analysis data at state and national levels. **Dun & Bradstreet:** Canadian-owned businesses (12/2023 release). Figures may not add up due to rounding. Produced by the Embassy of Canada in Washington, D.C.

# Missouri's 8<sup>th</sup> district & Canada

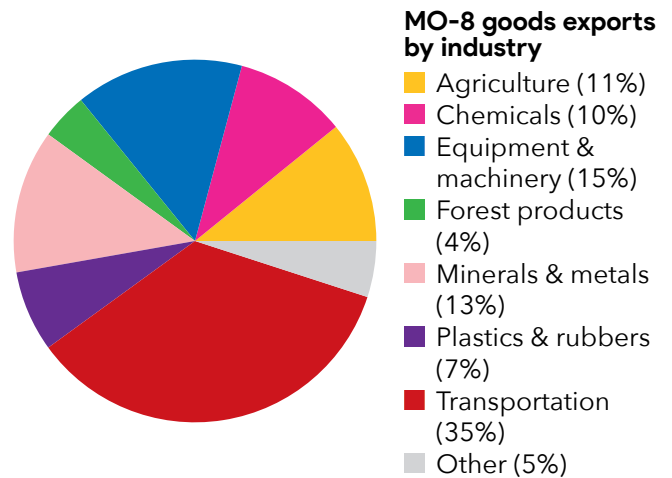
## An integrated economic & security partnership

430 people are employed at the 19 Canadian-owned businesses operating in MO-8

**MO-8**  
**exports \$475 million**  
 in goods to Canada annually

### Top MO-8 goods exports to Canada

■ Motor Vehicles.....	\$119 million
■ Plastics Products.....	\$29 million
■ Pesticides & Fertilizers.....	\$26 million
■ Motor Vehicle Bodies & Trailers.....	\$23 million
■ Electrical Equipment & Components.....	\$19 million



**MO-8**  
**exports \$53 million**  
 in services to Canada annually

### Top MO-8 services exports to Canada

Travel (including for education).....	\$19 million
Financial services.....	\$13 million
Business services.....	\$11 million
Charges for the use of intellectual property.....	\$4 million
Maintenance & repair services.....	\$4 million

### Top Canadian-owned businesses in MO-8

- Nutrien Ag Solutions
- TForce
- Liberty Utilities
- Manac Trailers
- MDS
- Richelieu Hardware
- Franchise Management Investors
- WCA Waste Corporation
- Mac's Convenience Stores
- Rural Disposal

**April 2024**

Sources: **Trade Partnership:** Goods exports (2023 data, 3/2024 release) and services exports (2022 data, 1/2024 release), calculated figures, based on U.S. Census Bureau and U.S. Bureau of Economic Analysis data at state and national levels. **Dun & Bradstreet:** Canadian-owned businesses (12/2023 release). Figures may not add up due to rounding. Produced by the Embassy of Canada in Washington, D.C.

# Montana's 1<sup>st</sup> district & Canada

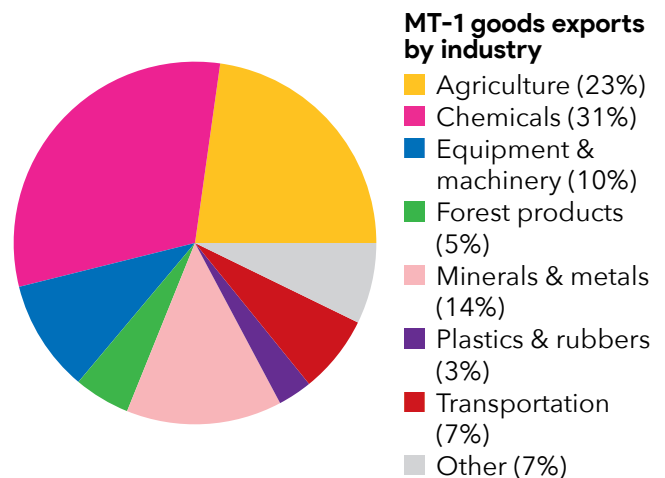
## An integrated economic & security partnership

380 people are employed at the 22 Canadian-owned businesses operating in MT-1

**MT-1**  
**exports \$311 million**  
 in goods to Canada annually

### Top MT-1 goods exports to Canada

Basic Chemicals.....	\$94 million
Cattle.....	\$25 million
Beverages.....	\$23 million
Veneer, Plywood & Engineered Wood.....	\$13 million
Metal ores.....	\$12 million



**MT-1**  
**exports \$69 million**  
 in services to Canada annually

### Top MT-1 services exports to Canada

Travel (including for education).....	\$29 million
Business services.....	\$13 million
Charges for the use of intellectual property.....	\$9 million
Financial services.....	\$8 million
Transport.....	\$8 million

### Top Canadian-owned businesses in MT-1

- Fairmont Hot Springs Resort
- Magris Talc Usa
- Holiday Stationstores
- AtkinsRéalís
- Nutrien Ag Solutions
- RBC
- Rodda Paint
- Evergreen Disposal
- Birthright
- Galloway Lumber Co Ltd

**April 2024**

Sources: **Trade Partnership:** Goods exports (2023 data, 3/2024 release) and services exports (2022 data, 1/2024 release), calculated figures, based on U.S. Census Bureau and U.S. Bureau of Economic Analysis data at state and national levels. **Dun & Bradstreet:** Canadian-owned businesses (12/2023 release). Figures may not add up due to rounding. Produced by the Embassy of Canada in Washington, D.C.

# Montana's 2<sup>nd</sup> district & Canada

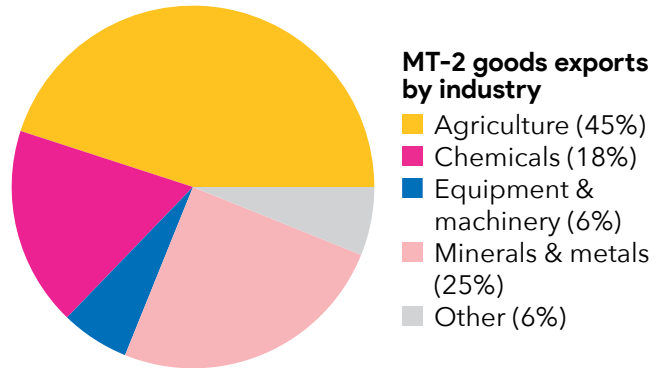
## An integrated economic & security partnership

1,090 people are employed at the 43 Canadian-owned businesses operating in MT-2

**MT-2**  
**exports \$562 million**  
 in goods to Canada annually

### Top MT-2 goods exports to Canada

Oilseeds & Grains.....	\$141 million
Metal ores.....	\$125 million
Basic Chemicals.....	\$94 million
Cattle.....	\$88 million
Agricultural & construction machinery.....	\$29 million



**MT-2**  
**exports \$148 million**  
 in services to Canada annually

### Top MT-2 services exports to Canada

Transport.....	\$99 million
Travel (including for education).....	\$20 million
Financial services.....	\$11 million
Business services.....	\$10 million
Charges for the use of intellectual property.....	\$4 million

### Top Canadian-owned businesses in MT-2

- Th Enterprises
- Holiday Stationstores
- Nutrien Ag Solutions
- Guardsmark
- ADF Group
- TForce
- Bertram Drilling
- Golden Sunlight Mines
- RBC
- Wood Environmental Infrastructure Solutions

**April 2024**

Sources: **Trade Partnership:** Goods exports (2023 data, 3/2024 release) and services exports (2022 data, 1/2024 release), calculated figures, based on U.S. Census Bureau and U.S. Bureau of Economic Analysis data at state and national levels. **Dun & Bradstreet:** Canadian-owned businesses (12/2023 release). Figures may not add up due to rounding. Produced by the Embassy of Canada in Washington, D.C.

# Nebraska's 1<sup>st</sup> district & Canada

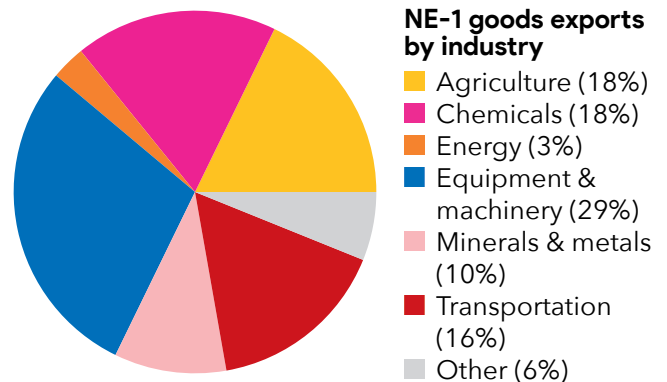
## An integrated economic & security partnership

910 people are employed at the 24 Canadian-owned businesses operating in NE-1

NE-1  
**exports \$469 million**  
 in goods to Canada annually

### Top NE-1 goods exports to Canada

■ Agricultural & construction machinery.....	\$61 million
■ Pharmaceuticals & Medicines.....	\$44 million
■ Meat Products.....	\$39 million
■ Navigational & measuring instruments.....	\$29 million
■ Motor Vehicle Parts.....	\$28 million



NE-1  
**exports \$55 million**  
 in services to Canada annually

### Top NE-1 services exports to Canada

Charges for the use of intellectual property.....	\$12 million
Business services.....	\$11 million
Travel (including for education).....	\$11 million
Insurance services.....	\$10 million
Financial services.....	\$7 million

### Top Canadian-owned businesses in NE-1

- Coreslab Structures
- Waste Connections
- Guardsmark
- BMO Harris Bank
- Service Experts
- WSP USA
- Pcs Phosphate Company
- IronPlanet
- Lodging Enterprises
- PCS Nitrogen

**April 2024**

Sources: **Trade Partnership:** Goods exports (2023 data, 3/2024 release) and services exports (2022 data, 1/2024 release), calculated figures, based on U.S. Census Bureau and U.S. Bureau of Economic Analysis data at state and national levels. **Dun & Bradstreet:** Canadian-owned businesses (12/2023 release). Figures may not add up due to rounding. Produced by the Embassy of Canada in Washington, D.C.



# Nebraska's 2<sup>nd</sup> district & Canada

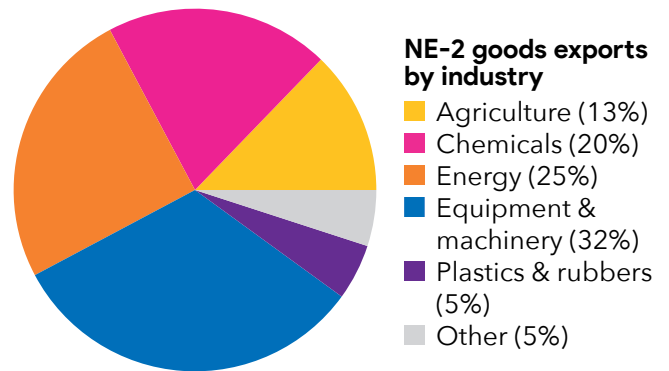
## An integrated economic & security partnership

920 people are employed at the 33 Canadian-owned businesses operating in NE-2

NE-2  
**exports \$367 million**  
 in goods to Canada annually

### Top NE-2 goods exports to Canada

- Agricultural & construction machinery..... \$99 million
- Oil & Gas.....\$92 million
- Pharmaceuticals & Medicines..... \$33 million
- Pesticides & Fertilizers..... \$33 million
- Grain & Oilseed Milling Products.....\$29 million



NE-2  
**exports \$101 million**  
 in services to Canada annually

### Top NE-2 services exports to Canada

- Insurance services..... \$36 million
- Business services..... \$17 million
- Charges for the use of intellectual property..... \$13 million
- Travel (including for education)..... \$13 million
- Telecommunications, computer & information services\$12 million

### Top Canadian-owned businesses in NE-2

- International Gamco
- BMO Harris Bank
- Neco
- B T L
- Guardsmark
- Ag Growth International
- Popeyes Louisiana Kitchen
- Allied Universal
- Premoule America
- Asset Appraisal Services

April 2024

Sources: **Trade Partnership:** Goods exports (2023 data, 3/2024 release) and services exports (2022 data, 1/2024 release), calculated figures, based on U.S. Census Bureau and U.S. Bureau of Economic Analysis data at state and national levels. **Dun & Bradstreet:** Canadian-owned businesses (12/2023 release). Figures may not add up due to rounding. Produced by the Embassy of Canada in Washington, D.C.

# Nebraska's 3<sup>rd</sup> district & Canada

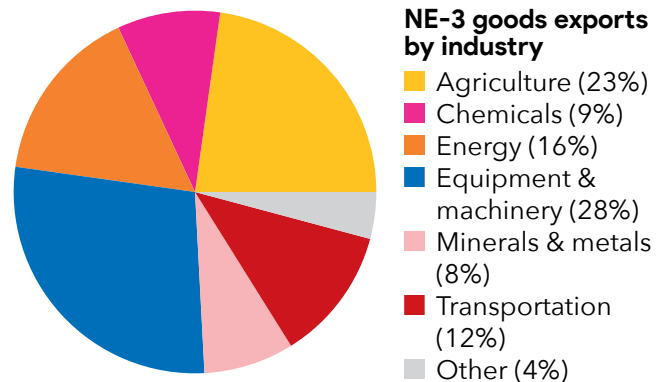
## An integrated economic & security partnership

2,010 people are employed at the 25 Canadian-owned businesses operating in NE-3

NE-3  
**exports \$823 million**  
 in goods to Canada annually

### Top NE-3 goods exports to Canada

■ Agricultural & construction machinery.....	\$175 million
■ Oil & Gas.....	\$128 million
■ Meat Products.....	\$89 million
■ Animal Foods.....	\$43 million
■ Motor Vehicle Parts.....	\$38 million



NE-3  
**exports \$37 million**  
 in services to Canada annually

### Top NE-3 services exports to Canada

Financial services.....	\$8 million
Travel (including for education).....	\$7 million
Charges for the use of intellectual property.....	\$6 million
Business services.....	\$6 million
Insurance services.....	\$4 million

### Top Canadian-owned businesses in NE-3

- Ag Growth International
- McCain Foods
- Nutrien Ag Solutions
- Global Industries
- BMO Harris Bank
- Waste Connections
- Airlanco
- TForce
- Richardson Milling
- Central Waste

**April 2024**

Sources: **Trade Partnership:** Goods exports (2023 data, 3/2024 release) and services exports (2022 data, 1/2024 release), calculated figures, based on U.S. Census Bureau and U.S. Bureau of Economic Analysis data at state and national levels. **Dun & Bradstreet:** Canadian-owned businesses (12/2023 release). Figures may not add up due to rounding. Produced by the Embassy of Canada in Washington, D.C.

# Nevada's 1<sup>st</sup> district & Canada

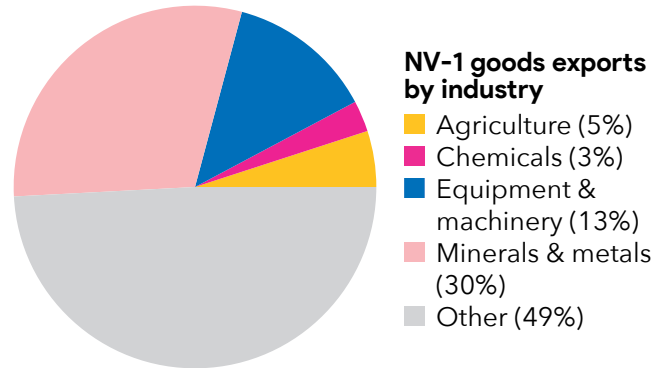
## An integrated economic & security partnership

3,120 people are employed at the 42 Canadian-owned businesses operating in NV-1

**NV-1**  
**exports \$109 million**  
 in goods to Canada annually

### Top NV-1 goods exports to Canada

Nonferrous metal products.....	\$28 million
Semiconductors & Components.....	\$8 million
Bakery & Tortilla Products.....	\$3 million
Electrical Equipment & Components.....	\$3 million
Medical Equipment & Supplies.....	\$3 million



**NV-1**  
**exports \$215 million**  
 in services to Canada annually

### Top NV-1 services exports to Canada

Travel (including for education).....	\$145 million
Business services.....	\$20 million
Financial services.....	\$19 million
Transport.....	\$14 million
Charges for the use of intellectual property.....	\$10 million

### Top Canadian-owned businesses in NV-1

- Knoah Solutions
- Info-Tech Research Group
- AtkinsRéalis
- Cirque Du Soleil
- Circle K
- Guardsmark
- MWH Americas
- Trans World Ny Sub
- Aldo
- Blue Man Group

**April 2024**

Sources: **Trade Partnership:** Goods exports (2023 data, 3/2024 release) and services exports (2022 data, 1/2024 release), calculated figures, based on U.S. Census Bureau and U.S. Bureau of Economic Analysis data at state and national levels. **Dun & Bradstreet:** Canadian-owned businesses (12/2023 release). Figures may not add up due to rounding. Produced by the Embassy of Canada in Washington, D.C.

# Nevada's 2<sup>nd</sup> district & Canada

## An integrated economic & security partnership

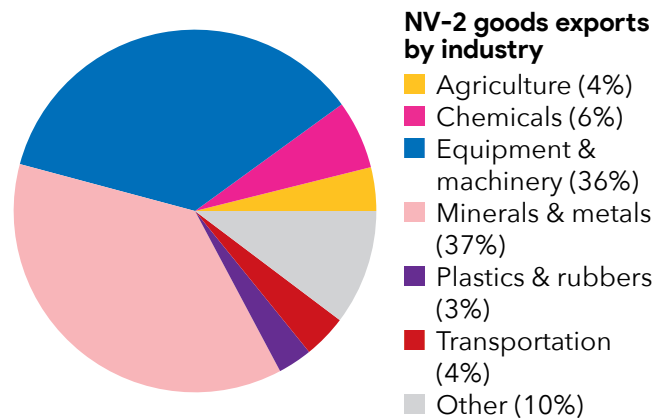
11,760 people are employed at the 66 Canadian-owned businesses operating in NV-2

### NV-2

**exports \$1.4 billion**  
 in goods to Canada annually

#### Top NV-2 goods exports to Canada

■ Metal ores.....	\$270 million
■ Semiconductors & Components.....	\$240 million
■ Nonferrous metal products.....	\$179 million
■ Agricultural & construction machinery.....	\$48 million
■ Paints, Coatings & Adhesives.....	\$35 million



### NV-2

**exports \$75 million**  
 in services to Canada annually

#### Top NV-2 services exports to Canada

Travel (including for education).....	\$34 million
Business services.....	\$20 million
Charges for the use of intellectual property.....	\$10 million
Financial services.....	\$5 million
Insurance services.....	\$3 million

#### Top Canadian-owned businesses in NV-2

- Nevada Gold Mines
- Barrick Gold
- Turquoise Ridge Mining
- Cortez Gold Corporation
- Jerritt Canyon Mine
- Guardsmark
- Nevada Copper
- TForce
- Trivium Packaging
- LI Industries

**April 2024**

Sources: **Trade Partnership:** Goods exports (2023 data, 3/2024 release) and services exports (2022 data, 1/2024 release), calculated figures, based on U.S. Census Bureau and U.S. Bureau of Economic Analysis data at state and national levels. **Dun & Bradstreet:** Canadian-owned businesses (12/2023 release). Figures may not add up due to rounding. Produced by the Embassy of Canada in Washington, D.C.

# Nevada's 3<sup>rd</sup> district & Canada

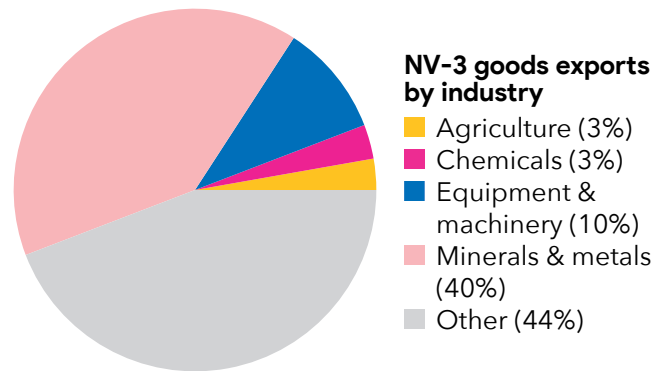
## An integrated economic & security partnership

1,180 people are employed at the 52 Canadian-owned businesses operating in NV-3

**NV-3**  
**exports \$258 million**  
 in goods to Canada annually

### Top NV-3 goods exports to Canada

■ Nonferrous metal products.....	\$97 million
■ Semiconductors & Components.....	\$13 million
■ Audio & Video Equipment.....	\$7 million
■ Bakery & Tortilla Products.....	\$6 million
■ Medical Equipment & Supplies.....	\$5 million



**NV-3**  
**exports \$230 million**  
 in services to Canada annually

### Top NV-3 services exports to Canada

Travel (including for education).....	\$146 million
Business services.....	\$29 million
Charges for the use of intellectual property.....	\$17 million
Financial services.....	\$14 million
Transport.....	\$11 million

### Top Canadian-owned businesses in NV-3

- Strategic Telecom Solutions
- Cirque Du Soleil
- US Security Associates
- TForce
- Blue Air Training
- VStar Entertainment
- Solotech
- Stantec
- Triple Five Development
- City National Bank

**April 2024**

Sources: **Trade Partnership:** Goods exports (2023 data, 3/2024 release) and services exports (2022 data, 1/2024 release), calculated figures, based on U.S. Census Bureau and U.S. Bureau of Economic Analysis data at state and national levels. **Dun & Bradstreet:** Canadian-owned businesses (12/2023 release). Figures may not add up due to rounding. Produced by the Embassy of Canada in Washington, D.C.

# Nevada's 4<sup>th</sup> district & Canada

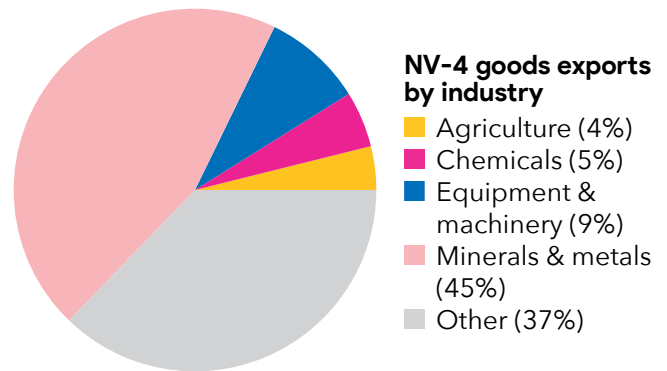
## An integrated economic & security partnership

1,350 people are employed at the 34 Canadian-owned businesses operating in NV-4

**NV-4**  
**exports \$157 million**  
 in goods to Canada annually

### Top NV-4 goods exports to Canada

Nonferrous metal products.....	\$33 million
Metal ores.....	\$31 million
Paints, Coatings & Adhesives.....	\$5 million
Electrical Equipment & Components.....	\$4 million
Audio & Video Equipment.....	\$4 million



**NV-4**  
**exports \$125 million**  
 in services to Canada annually

### Top NV-4 services exports to Canada

Travel (including for education).....	\$77 million
Business services.....	\$16 million
Charges for the use of intellectual property.....	\$9 million
Financial services.....	\$8 million
Transport.....	\$8 million

### Top Canadian-owned businesses in NV-4

- Smoky Valley Common Operation
- Astound Group
- MWH Americas
- US Security Associates
- Circle K
- Telus International Us
- MedMen
- WSP USA
- Great Pacific News
- American Apparel

**April 2024**

Sources: **Trade Partnership:** Goods exports (2023 data, 3/2024 release) and services exports (2022 data, 1/2024 release), calculated figures, based on U.S. Census Bureau and U.S. Bureau of Economic Analysis data at state and national levels. **Dun & Bradstreet:** Canadian-owned businesses (12/2023 release). Figures may not add up due to rounding. Produced by the Embassy of Canada in Washington, D.C.

# New Hampshire's 1<sup>st</sup> district & Canada

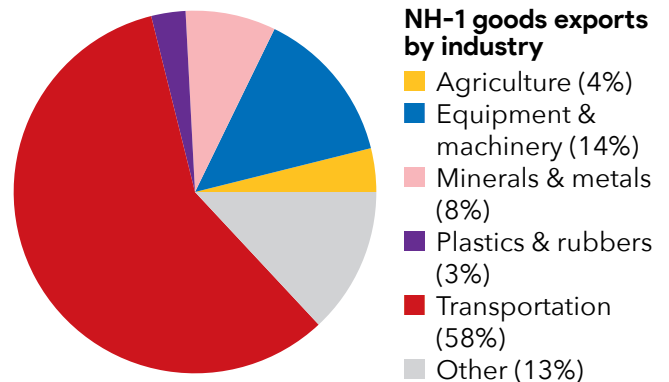
## An integrated economic & security partnership

3,360 people are employed at the 51 Canadian-owned businesses operating in NH-1

NH-1  
**exports \$703 million**  
 in goods to Canada annually

### Top NH-1 goods exports to Canada

■ Aerospace products & parts.....	\$393 million
■ Scrap Products.....	\$33 million
■ Electrical Equipment & Components.....	\$24 million
■ Sugar & Confectionery Products.....	\$15 million
■ Communications Equipment.....	\$14 million



NH-1  
**exports \$167 million**  
 in services to Canada annually

### Top NH-1 services exports to Canada

Business services.....	\$51 million
Travel (including for education).....	\$46 million
Charges for the use of intellectual property.....	\$39 million
Financial services.....	\$10 million
Insurance services.....	\$10 million

### Top Canadian-owned businesses in NH-1

- Sprague
- Celestica
- Integrated Deicing Services
- Fedpoint
- Cogeco
- TD Bank NA
- Liberty Utilities
- CGI Federal
- TIG Insurance
- High Liner Foods Usa

**April 2024**

Sources: **Trade Partnership:** Goods exports (2023 data, 3/2024 release) and services exports (2022 data, 1/2024 release), calculated figures, based on U.S. Census Bureau and U.S. Bureau of Economic Analysis data at state and national levels. **Dun & Bradstreet:** Canadian-owned businesses (12/2023 release). Figures may not add up due to rounding. Produced by the Embassy of Canada in Washington, D.C.

# New Hampshire's 2<sup>nd</sup> district & Canada

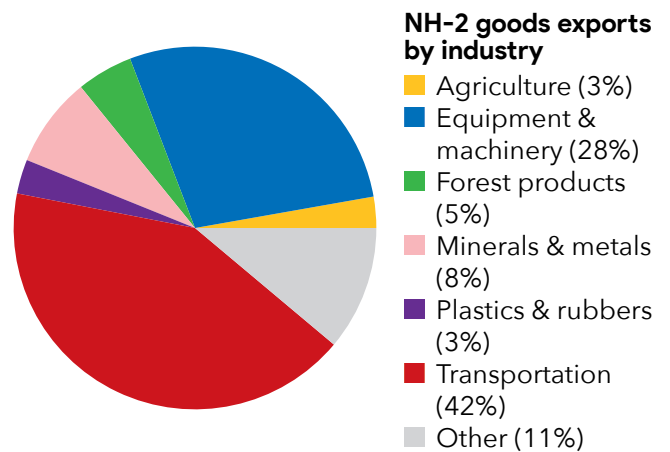
## An integrated economic & security partnership

1,410 people are employed at the 50 Canadian-owned businesses operating in NH-2

NH-2  
**exports \$671 million**  
 in goods to Canada annually

### Top NH-2 goods exports to Canada

■ Aerospace products & parts.....	\$270 million
■ Electrical Equipment & Components.....	\$25 million
■ Scrap Products.....	\$24 million
■ Metalworking Machinery.....	\$21 million
■ Navigational & measuring instruments.....	\$17 million



NH-2  
**exports \$115 million**  
 in services to Canada annually

### Top NH-2 services exports to Canada

Business services.....	\$40 million
Travel (including for education).....	\$31 million
Charges for the use of intellectual property.....	\$27 million
Insurance services.....	\$7 million
Financial services.....	\$6 million

### Top Canadian-owned businesses in NH-2

- TD Bank NA
- Allied World Assurance
- Novo Building Products
- FTG Circuits
- Lallemand Specialties
- Genfoot America
- Cantata Technology
- Gbg Industries
- Trans World Ny Sub
- Swenson Granite

**April 2024**

Sources: **Trade Partnership:** Goods exports (2023 data, 3/2024 release) and services exports (2022 data, 1/2024 release), calculated figures, based on U.S. Census Bureau and U.S. Bureau of Economic Analysis data at state and national levels. **Dun & Bradstreet:** Canadian-owned businesses (12/2023 release). Figures may not add up due to rounding. Produced by the Embassy of Canada in Washington, D.C.



# New Jersey's 1<sup>st</sup> district & Canada

## An integrated economic & security partnership

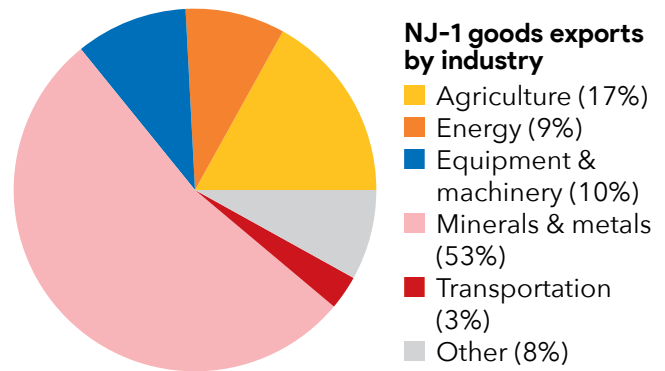
1,890 people are employed at the 31 Canadian-owned businesses operating in NJ-1

### NJ-1

**exports \$1.0 billion**  
 in goods to Canada annually

#### Top NJ-1 goods exports to Canada

Nonferrous metal products.....	\$489 million
Petroleum & coal products.....	\$86 million
Preserves & Specialty Foods.....	\$49 million
Comm. & Serv. Industry Machinery.....	\$24 million
Motor Vehicle Parts.....	\$24 million



### NJ-1

**exports \$110 million**  
 in services to Canada annually

#### Top NJ-1 services exports to Canada

Business services.....	\$69 million
Travel (including for education).....	\$22 million
Charges for the use of intellectual property.....	\$9 million
Transport.....	\$4 million
Financial services.....	\$2 million

#### Top Canadian-owned businesses in NJ-1

- Checkpoint Systems
- TD Bank NA
- CDI
- Lasonde Pappas & Co
- US Security Associates
- TForce
- Capespan North America
- Tree Software & Consulting
- Service Experts
- Independent Order of Foresters

#### April 2024

Sources: **Trade Partnership:** Goods exports (2023 data, 3/2024 release) and services exports (2022 data, 1/2024 release), calculated figures, based on U.S. Census Bureau and U.S. Bureau of Economic Analysis data at state and national levels. **Dun & Bradstreet:** Canadian-owned businesses (12/2023 release). Figures may not add up due to rounding. Produced by the Embassy of Canada in Washington, D.C.

# New Jersey's 2<sup>nd</sup> district & Canada

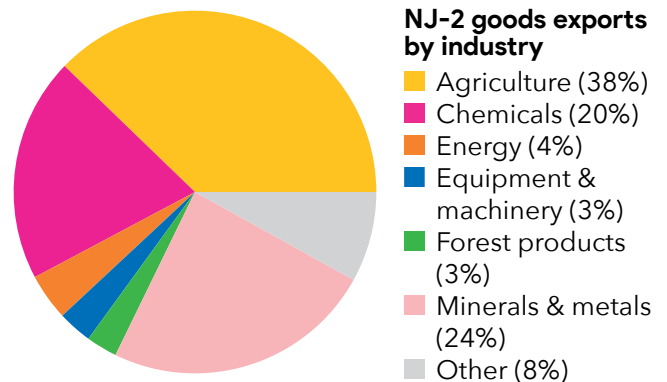
## An integrated economic & security partnership

970 people are employed at the 24 Canadian-owned businesses operating in NJ-2

**NJ-2**  
**exports \$745 million**  
 in goods to Canada annually

### Top NJ-2 goods exports to Canada

Nonferrous metal products.....	\$99 million
Preserves & Specialty Foods.....	\$92 million
Fruits & Tree Nuts.....	\$89 million
Resins & Synthetic Fibers.....	\$78 million
Glass & Glass Products.....	\$50 million



**NJ-2**  
**exports \$91 million**  
 in services to Canada annually

### Top NJ-2 services exports to Canada

Travel (including for education).....	\$60 million
Business services.....	\$15 million
Charges for the use of intellectual property.....	\$10 million
Transport.....	\$2 million
Insurance services.....	\$1 million

### Top Canadian-owned businesses in NJ-2

- SMG Holdings
- TD Bank NA
- MWH Americas
- Phoenix Glass
- RSL
- Bridor
- Trans World Ny Sub
- King Specialties
- Cantol
- Lasonde Pappas & Co

**April 2024**

Sources: **Trade Partnership:** Goods exports (2023 data, 3/2024 release) and services exports (2022 data, 1/2024 release), calculated figures, based on U.S. Census Bureau and U.S. Bureau of Economic Analysis data at state and national levels. **Dun & Bradstreet:** Canadian-owned businesses (12/2023 release). Figures may not add up due to rounding. Produced by the Embassy of Canada in Washington, D.C.

# New Jersey's 3<sup>rd</sup> district & Canada

## An integrated economic & security partnership

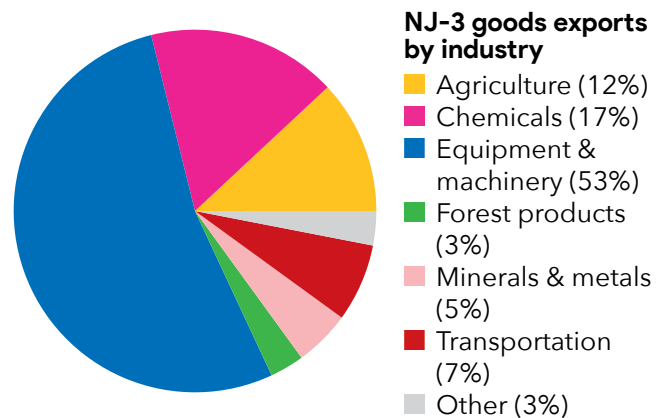
1,500 people are employed at the 33 Canadian-owned businesses operating in NJ-3

### NJ-3

**exports \$929 million**  
 in goods to Canada annually

#### Top NJ-3 goods exports to Canada

■ Computer Equipment.....	\$315 million
■ Basic Chemicals.....	\$88 million
■ Fruits & Tree Nuts.....	\$63 million
■ Motor Vehicle Parts.....	\$41 million
■ HVAC & Refrigeration Equipment.....	\$32 million



### NJ-3

**exports \$177 million**  
 in services to Canada annually

#### Top NJ-3 services exports to Canada

Business services.....	\$91 million
Charges for the use of intellectual property.....	\$39 million
Insurance services.....	\$15 million
Travel (including for education).....	\$14 million
Financial services.....	\$11 million

#### Top Canadian-owned businesses in NJ-3

- TD Bank NA
- CCL Label
- Colliers International
- WSP USA
- National Decision Systems
- Trans World Ny Sub
- Maltbie
- Premier Salons
- RBC
- Stantec

**April 2024**

Sources: **Trade Partnership:** Goods exports (2023 data, 3/2024 release) and services exports (2022 data, 1/2024 release), calculated figures, based on U.S. Census Bureau and U.S. Bureau of Economic Analysis data at state and national levels. **Dun & Bradstreet:** Canadian-owned businesses (12/2023 release). Figures may not add up due to rounding. Produced by the Embassy of Canada in Washington, D.C.

# New Jersey's 4<sup>th</sup> district & Canada

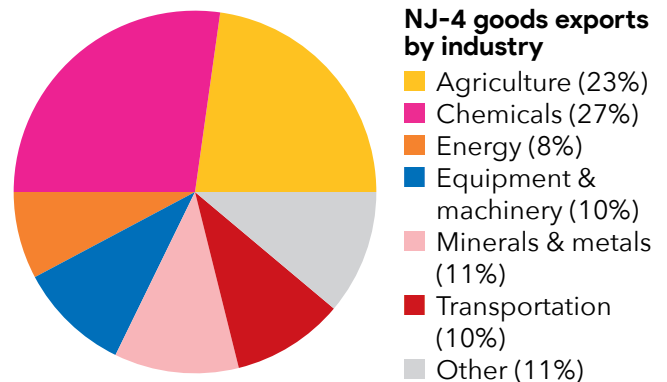
## An integrated economic & security partnership

1,670 people are employed at the 29 Canadian-owned businesses operating in NJ-4

**NJ-4**  
**exports \$219 million**  
 in goods to Canada annually

### Top NJ-4 goods exports to Canada

Soaps, Cleaning Agents & Toiletries.....	\$38 million
Petroleum & coal products.....	\$17 million
Nonferrous metal products.....	\$17 million
Sugar & Confectionery Products.....	\$17 million
Motor Vehicle Parts.....	\$16 million



**NJ-4**  
**exports \$103 million**  
 in services to Canada annually

### Top NJ-4 services exports to Canada

Business services.....	\$55 million
Travel (including for education).....	\$26 million
Charges for the use of intellectual property.....	\$10 million
Telecommunications, computer & information services	\$4 million
Insurance services.....	\$3 million

### Top Canadian-owned businesses in NJ-4

- Asden (US)
- Xpedite Systems
- TD Bank NA
- USFI
- RBC
- Sprague
- Crum & Forster
- Streamserve
- QuadraMed
- Trans World Ny Sub

**April 2024**

Sources: **Trade Partnership:** Goods exports (2023 data, 3/2024 release) and services exports (2022 data, 1/2024 release), calculated figures, based on U.S. Census Bureau and U.S. Bureau of Economic Analysis data at state and national levels. **Dun & Bradstreet:** Canadian-owned businesses (12/2023 release). Figures may not add up due to rounding. Produced by the Embassy of Canada in Washington, D.C.

# New Jersey's 5<sup>th</sup> district & Canada

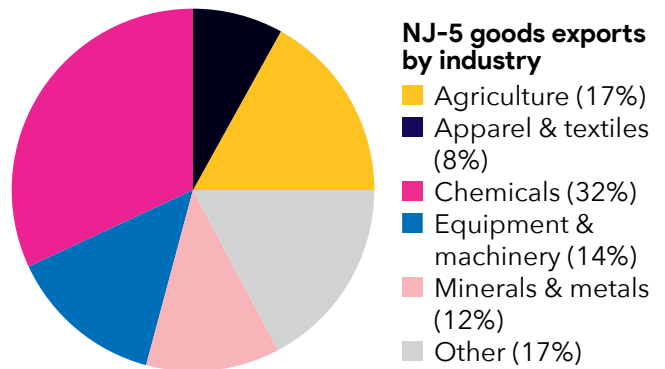
## An integrated economic & security partnership

3,860 people are employed at the 34 Canadian-owned businesses operating in NJ-5

**NJ-5**  
**exports \$668 million**  
 in goods to Canada annually

### Top NJ-5 goods exports to Canada

- Soaps, Cleaning Agents & Toiletries..... \$100 million
- Resins & Synthetic Fibers.....\$76 million
- Nonferrous metal products..... \$60 million
- Grain & Oilseed Milling Products..... \$38 million
- Medical Equipment & Supplies..... \$37 million



**NJ-5**  
**exports \$140 million**  
 in services to Canada annually

### Top NJ-5 services exports to Canada

- Business services..... \$66 million
- Charges for the use of intellectual property..... \$27 million
- Travel (including for education)..... \$24 million
- Telecommunications, computer & information services\$15 million
- Financial services..... \$5 million

### Top Canadian-owned businesses in NJ-5

- TD Bank NA
- Hudson United Bank
- Prometic Biotherapeutics
- Hubco Capital Trust li
- Acupac Packaging
- Illinois Central Railroad
- AtkinsRéalis
- Onex
- Trans World Ny Sub
- Blinds To Go

**April 2024**

Sources: **Trade Partnership:** Goods exports (2023 data, 3/2024 release) and services exports (2022 data, 1/2024 release), calculated figures, based on U.S. Census Bureau and U.S. Bureau of Economic Analysis data at state and national levels. **Dun & Bradstreet:** Canadian-owned businesses (12/2023 release). Figures may not add up due to rounding. Produced by the Embassy of Canada in Washington, D.C.

# New Jersey's 6<sup>th</sup> district & Canada

## An integrated economic & security partnership

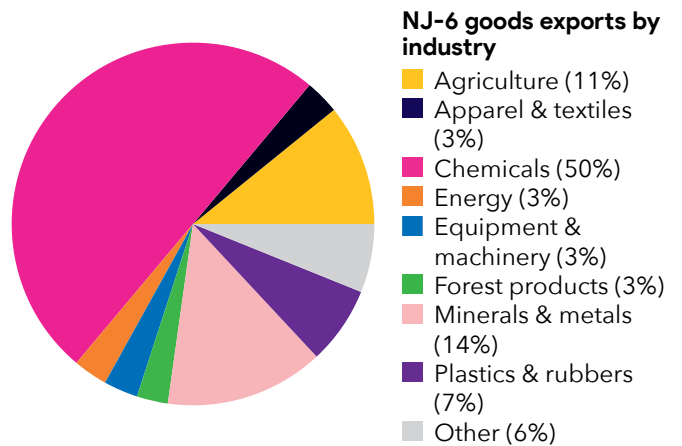
1,210 people are employed at the 51 Canadian-owned businesses operating in NJ-6

### NJ-6

**exports \$757 million**  
 in goods to Canada annually

#### Top NJ-6 goods exports to Canada

Basic Chemicals.....	\$157 million
Soaps, Cleaning Agents & Toiletries.....	\$72 million
Nonferrous metal products.....	\$55 million
Pharmaceuticals & Medicines.....	\$52 million
Resins & Synthetic Fibers.....	\$51 million



### NJ-6

**exports \$166 million**  
 in services to Canada annually

#### Top NJ-6 services exports to Canada

Business services.....	\$64 million
Charges for the use of intellectual property.....	\$54 million
Travel (including for education).....	\$25 million
Telecommunications, computer & information services	\$11 million
Insurance services.....	\$4 million

#### Top Canadian-owned businesses in NJ-6

- Sun-Up Construction
- TForce
- TD Bank NA
- US Security Associates
- Easylink Services Corporation
- Trans World Ny Sub
- Waste Connections
- Iwka Pacsystems
- Mcroberts Protective Agcy
- Spectra Energy

**April 2024**

Sources: **Trade Partnership:** Goods exports (2023 data, 3/2024 release) and services exports (2022 data, 1/2024 release), calculated figures, based on U.S. Census Bureau and U.S. Bureau of Economic Analysis data at state and national levels. **Dun & Bradstreet:** Canadian-owned businesses (12/2023 release). Figures may not add up due to rounding. Produced by the Embassy of Canada in Washington, D.C.

# New Jersey's 7<sup>th</sup> district & Canada

## An integrated economic & security partnership

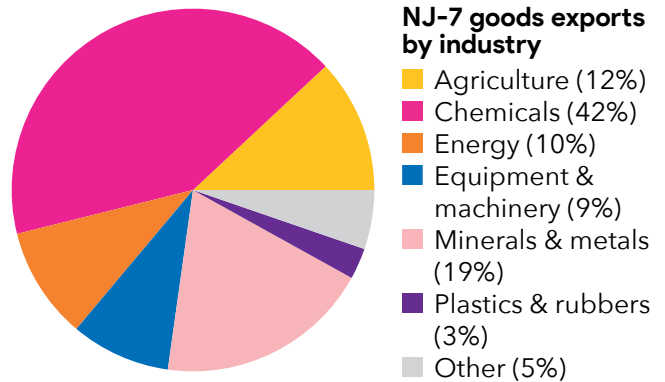
2,420 people are employed at the 42 Canadian-owned businesses operating in NJ-7

### NJ-7

**exports \$1.2 billion**  
 in goods to Canada annually

#### Top NJ-7 goods exports to Canada

Nonferrous metal products.....	\$174 million
Pharmaceuticals & Medicines.....	\$174 million
Basic Chemicals.....	\$145 million
Petroleum & coal products.....	\$117 million
Fruits & Tree Nuts.....	\$79 million



### NJ-7

**exports \$183 million**  
 in services to Canada annually

#### Top NJ-7 services exports to Canada

Business services.....	\$99 million
Charges for the use of intellectual property.....	\$50 million
Travel (including for education).....	\$13 million
Insurance services.....	\$11 million
Telecommunications, computer & information services	\$6 million

#### Top Canadian-owned businesses in NJ-7

- Salix Pharmaceuticals
- Bausch Health
- Bausch + Lomb
- TD Bank NA
- Nautilus Solar Energy
- Colliers International
- WSP USA
- Trans World Ny Sub
- Prestwick Pharmaceuticals
- Orapharma

**April 2024**

Sources: **Trade Partnership:** Goods exports (2023 data, 3/2024 release) and services exports (2022 data, 1/2024 release), calculated figures, based on U.S. Census Bureau and U.S. Bureau of Economic Analysis data at state and national levels. **Dun & Bradstreet:** Canadian-owned businesses (12/2023 release). Figures may not add up due to rounding. Produced by the Embassy of Canada in Washington, D.C.

# New Jersey's 8<sup>th</sup> district & Canada

## An integrated economic & security partnership

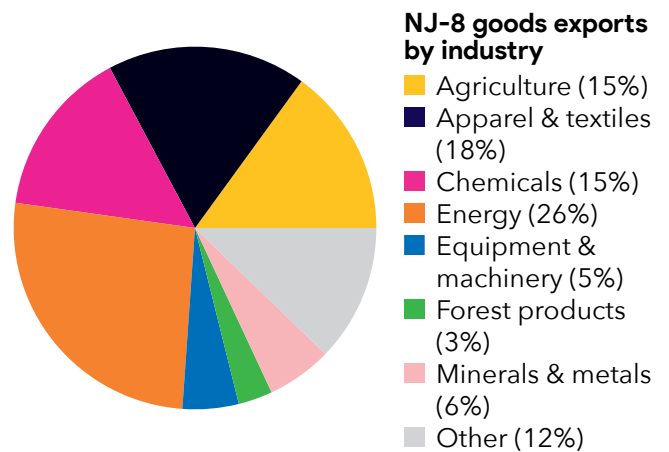
550 people are employed at the 31 Canadian-owned businesses operating in NJ-8

### NJ-8

**exports \$289 million**  
 in goods to Canada annually

#### Top NJ-8 goods exports to Canada

■ Petroleum & coal products.....	\$75 million
■ Apparel.....	\$33 million
■ Resins & Synthetic Fibers.....	\$16 million
■ Basic Chemicals.....	\$11 million
■ Household & Institutional Furniture.....	\$11 million



### NJ-8

**exports \$131 million**  
 in services to Canada annually

#### Top NJ-8 services exports to Canada

Financial services.....	\$35 million
Business services.....	\$31 million
Charges for the use of intellectual property.....	\$21 million
Travel (including for education).....	\$18 million
Telecommunications, computer & information services	\$12 million

#### Top Canadian-owned businesses in NJ-8

- TD Bank NA
- Thomson Reuters
- Taxstream
- Ports America
- USFI
- International Bond & Marine
- Spectra Energy
- Trans World Ny Sub
- Maple Securities Usa
- American Apparel

#### April 2024

Sources: **Trade Partnership:** Goods exports (2023 data, 3/2024 release) and services exports (2022 data, 1/2024 release), calculated figures, based on U.S. Census Bureau and U.S. Bureau of Economic Analysis data at state and national levels. **Dun & Bradstreet:** Canadian-owned businesses (12/2023 release). Figures may not add up due to rounding. Produced by the Embassy of Canada in Washington, D.C.



# New Jersey's 9<sup>th</sup> district & Canada

## An integrated economic & security partnership

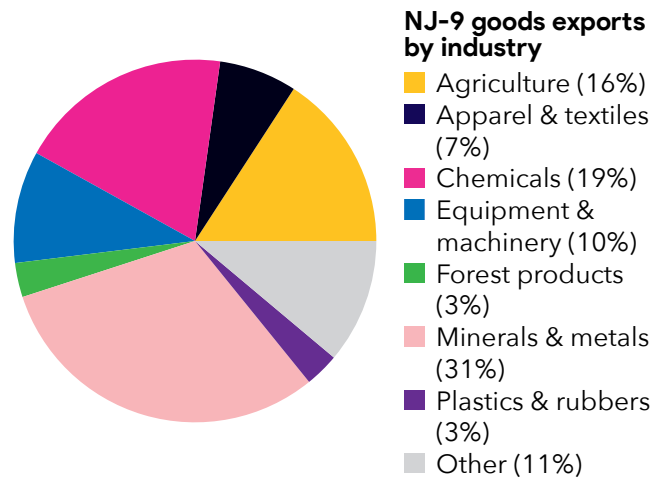
940 people are employed at the 29 Canadian-owned businesses operating in NJ-9

### NJ-9

**exports \$861 million**  
 in goods to Canada annually

#### Top NJ-9 goods exports to Canada

Nonferrous metal products.....	\$229 million
Soaps, Cleaning Agents & Toiletries.....	\$68 million
Resins & Synthetic Fibers.....	\$63 million
Grain & Oilseed Milling Products.....	\$32 million
Plastics Products.....	\$25 million



### NJ-9

**exports \$87 million**  
 in services to Canada annually

#### Top NJ-9 services exports to Canada

Business services.....	\$34 million
Charges for the use of intellectual property.....	\$19 million
Travel (including for education).....	\$17 million
Financial services.....	\$8 million
Telecommunications, computer & information services	\$6 million

#### Top Canadian-owned businesses in NJ-9

- Chemaïd Laboratories
- Stantec
- J Josephson
- TD Bank NA
- US Security Associates
- Polyair
- TForce
- Ameream
- NAPOLEON/LYNX
- Dialogic

#### April 2024

Sources: **Trade Partnership:** Goods exports (2023 data, 3/2024 release) and services exports (2022 data, 1/2024 release), calculated figures, based on U.S. Census Bureau and U.S. Bureau of Economic Analysis data at state and national levels. **Dun & Bradstreet:** Canadian-owned businesses (12/2023 release). Figures may not add up due to rounding. Produced by the Embassy of Canada in Washington, D.C.

# New Jersey's 10<sup>th</sup> district & Canada

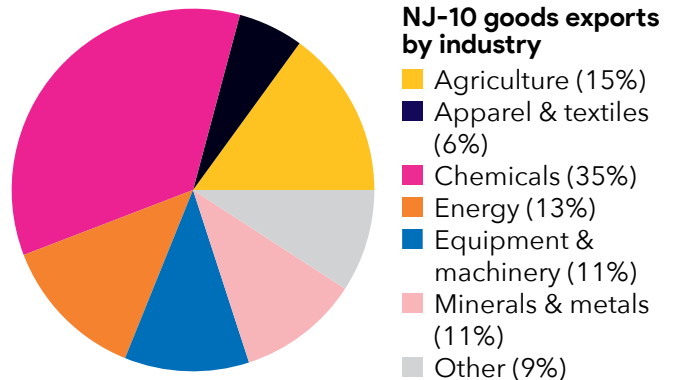
## An integrated economic & security partnership

1,660 people are employed at the 30 Canadian-owned businesses operating in NJ-10

**NJ-10**  
**exports \$450 million**  
 in goods to Canada annually

### Top NJ-10 goods exports to Canada

■ Petroleum & coal products.....	\$61 million
■ Pharmaceuticals & Medicines.....	\$49 million
■ Resins & Synthetic Fibers.....	\$29 million
■ Nonferrous metal products.....	\$26 million
■ Basic Chemicals.....	\$24 million



**NJ-10**  
**exports \$134 million**  
 in services to Canada annually

### Top NJ-10 services exports to Canada

Transport.....	\$50 million
Business services.....	\$36 million
Charges for the use of intellectual property.....	\$16 million
Travel (including for education).....	\$15 million
Insurance services.....	\$7 million

### Top Canadian-owned businesses in NJ-10

- Thomson Reuters
- PNCT
- Paragon Solutions
- TD Bank NA
- Browne
- WSP USA
- Purolator International
- Popeyes Louisiana Kitchen
- Louis T Klauder & Associates
- Stantec

**April 2024**

Sources: **Trade Partnership:** Goods exports (2023 data, 3/2024 release) and services exports (2022 data, 1/2024 release), calculated figures, based on U.S. Census Bureau and U.S. Bureau of Economic Analysis data at state and national levels. **Dun & Bradstreet:** Canadian-owned businesses (12/2023 release). Figures may not add up due to rounding. Produced by the Embassy of Canada in Washington, D.C.

# New Jersey's 11<sup>th</sup> district & Canada

## An integrated economic & security partnership

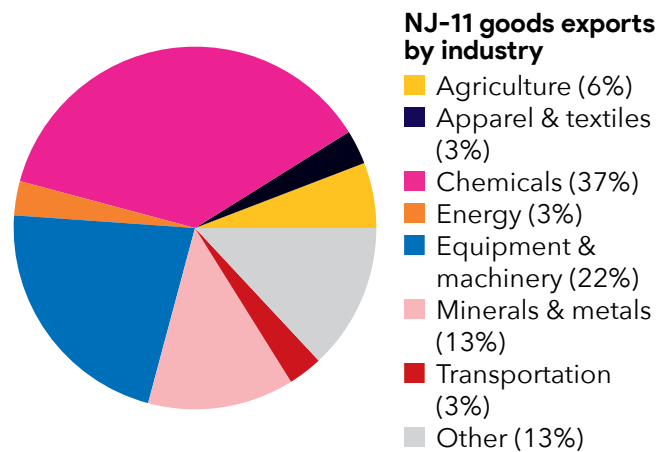
8,680 people are employed at the 93 Canadian-owned businesses operating in NJ-11

### NJ-11

**exports \$867 million**  
 in goods to Canada annually

#### Top NJ-11 goods exports to Canada

■ Resins & Synthetic Fibers.....	\$107 million
■ Soaps, Cleaning Agents & Toiletries.....	\$106 million
■ Pharmaceuticals & Medicines.....	\$59 million
■ Nonferrous metal products.....	\$51 million
■ Navigational & measuring instruments.....	\$33 million



### NJ-11

**exports \$317 million**  
 in services to Canada annually

#### Top NJ-11 services exports to Canada

Business services.....	\$177 million
Charges for the use of intellectual property.....	\$50 million
Insurance services.....	\$24 million
Transport.....	\$21 million
Travel (including for education).....	\$16 million

#### Top Canadian-owned businesses in NJ-11

- Ritchie Bros Auctioneers
- Crum & Forster
- USFI
- Agency Consulting Svcs Group
- Louis Berger
- Berger Group Holdings
- Chemtrade
- J B Hanauer
- Gentek
- Opg Us Energy Corporation

**April 2024**

Sources: **Trade Partnership:** Goods exports (2023 data, 3/2024 release) and services exports (2022 data, 1/2024 release), calculated figures, based on U.S. Census Bureau and U.S. Bureau of Economic Analysis data at state and national levels. **Dun & Bradstreet:** Canadian-owned businesses (12/2023 release). Figures may not add up due to rounding. Produced by the Embassy of Canada in Washington, D.C.

# New Jersey's 12<sup>th</sup> district & Canada

## An integrated economic & security partnership

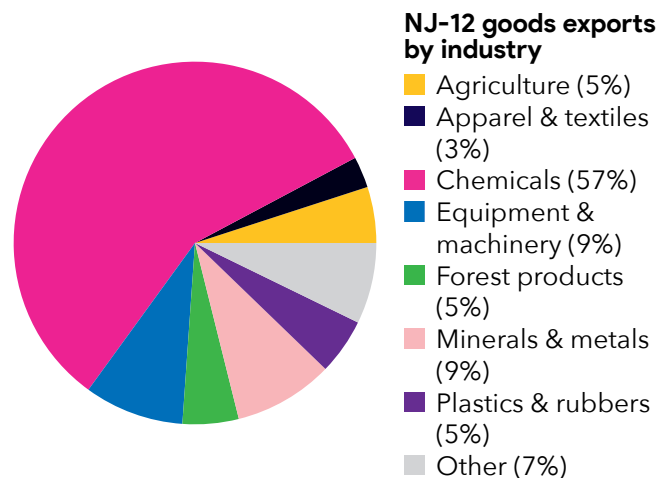
790 people are employed at the 39 Canadian-owned businesses operating in NJ-12

### NJ-12

**exports \$740 million**  
 in goods to Canada annually

#### Top NJ-12 goods exports to Canada

■ Pharmaceuticals & Medicines.....	\$136 million
■ Basic Chemicals.....	\$113 million
■ Pesticides & Fertilizers.....	\$71 million
■ Soaps, Cleaning Agents & Toiletries.....	\$52 million
■ Nonferrous metal products.....	\$37 million



### NJ-12

**exports \$219 million**  
 in services to Canada annually

#### Top NJ-12 services exports to Canada

Business services.....	\$106 million
Charges for the use of intellectual property.....	\$70 million
Financial services.....	\$13 million
Telecommunications, computer & information services	\$12 million
Travel (including for education).....	\$12 million

#### Top Canadian-owned businesses in NJ-12

- Maestro Technologies
- TD Bank NA
- Brightech International
- OpenText
- TForce
- AtkinsRéalis
- Apicore
- Tricorp Amusements
- Hildebrandt
- Wood Environmental Infrastructure Solutions

#### April 2024

Sources: **Trade Partnership:** Goods exports (2023 data, 3/2024 release) and services exports (2022 data, 1/2024 release), calculated figures, based on U.S. Census Bureau and U.S. Bureau of Economic Analysis data at state and national levels. **Dun & Bradstreet:** Canadian-owned businesses (12/2023 release). Figures may not add up due to rounding. Produced by the Embassy of Canada in Washington, D.C.

# New Mexico's 1<sup>st</sup> district & Canada

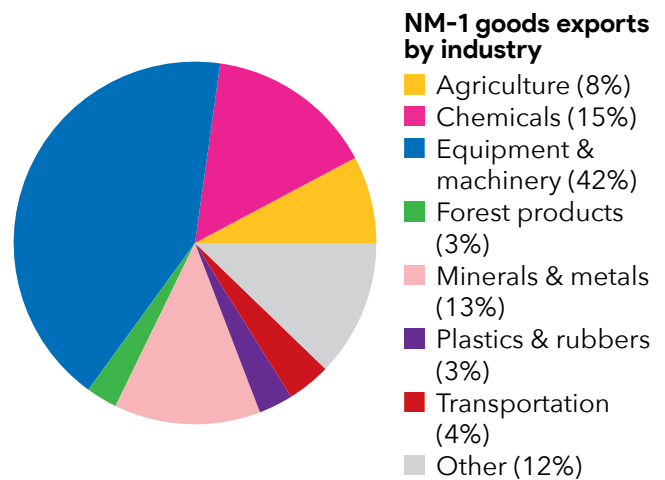
## An integrated economic & security partnership

1,190 people are employed at the 40 Canadian-owned businesses operating in NM-1

**NM-1**  
**exports \$77 million**  
 in goods to Canada annually

### Top NM-1 goods exports to Canada

■ Pesticides & Fertilizers.....	\$11 million
■ Electrical Equipment & Components.....	\$8 million
■ Furniture Related Products.....	\$7 million
■ Metalworking Machinery.....	\$6 million
■ Communications Equipment.....	\$4 million



**NM-1**  
**exports \$90 million**  
 in services to Canada annually

### Top NM-1 services exports to Canada

Travel (including for education).....	\$38 million
Charges for the use of intellectual property.....	\$25 million
Business services.....	\$16 million
Insurance services.....	\$6 million
Financial services.....	\$2 million

### Top Canadian-owned businesses in NM-1

- Circle K
- Guardsmark
- WSP USA
- BMO Harris Bank
- New Mexico Gas
- Wood Environmental Infrastructure Solutions
- Aliyas Foods Usa
- Simpson Norton Corporation
- Pacific Mutual Door & Win Co
- AtkinsRéalis

**April 2024**

Sources: **Trade Partnership:** Goods exports (2023 data, 3/2024 release) and services exports (2022 data, 1/2024 release), calculated figures, based on U.S. Census Bureau and U.S. Bureau of Economic Analysis data at state and national levels. **Dun & Bradstreet:** Canadian-owned businesses (12/2023 release). Figures may not add up due to rounding. Produced by the Embassy of Canada in Washington, D.C.

# New Mexico's 2<sup>nd</sup> district & Canada

## An integrated economic & security partnership

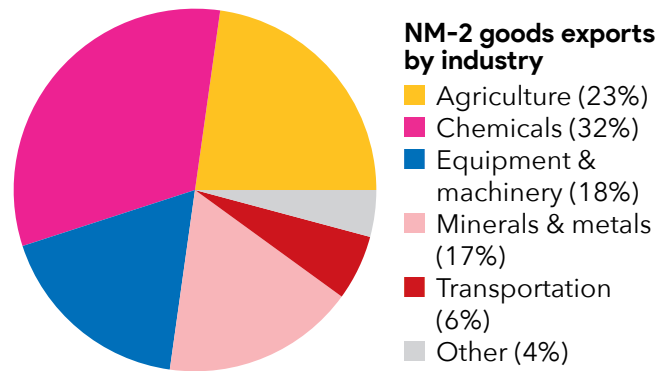
790 people are employed at the 28 Canadian-owned businesses operating in NM-2

### NM-2

**exports \$69 million**  
 in goods to Canada annually

#### Top NM-2 goods exports to Canada

■ Pesticides & Fertilizers.....	\$21 million
■ Grain & Oilseed Milling Products.....	\$7 million
■ Communications Equipment.....	\$4 million
■ Metal ores.....	\$4 million
■ Electrical Equipment & Components.....	\$3 million



### NM-2

**exports \$44 million**  
 in services to Canada annually

#### Top NM-2 services exports to Canada

Travel (including for education).....	\$19 million
Charges for the use of intellectual property.....	\$12 million
Business services.....	\$9 million
Maintenance & repair services.....	\$2 million
Financial services.....	\$1 million

#### Top Canadian-owned businesses in NM-2

- Calfrac Well Services
- Saputo Cheese
- Circle K
- Waste Connections
- BMO Harris Bank
- Andrews International
- Camino Real Environmental Ctr
- Coreslab Structures
- Nutrien Ag Solutions
- Stantec

#### April 2024

Sources: **Trade Partnership:** Goods exports (2023 data, 3/2024 release) and services exports (2022 data, 1/2024 release), calculated figures, based on U.S. Census Bureau and U.S. Bureau of Economic Analysis data at state and national levels. **Dun & Bradstreet:** Canadian-owned businesses (12/2023 release). Figures may not add up due to rounding. Produced by the Embassy of Canada in Washington, D.C.

# New Mexico's 3<sup>rd</sup> district & Canada

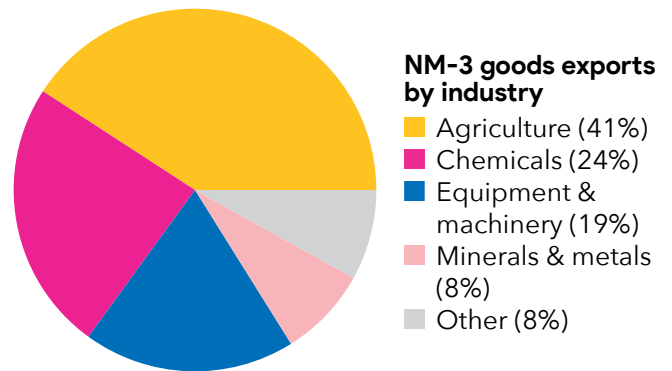
## An integrated economic & security partnership

530 people are employed at the 22 Canadian-owned businesses operating in NM-3

**NM-3**  
**exports \$39 million**  
 in goods to Canada annually

### Top NM-3 goods exports to Canada

■ Vegetables & Melons.....	\$7 million
■ Pesticides & Fertilizers.....	\$6 million
■ Dairy Products.....	\$3 million
■ Basic Chemicals.....	\$2 million
■ Navigational & measuring instruments.....	\$2 million



**NM-3**  
**exports \$69 million**  
 in services to Canada annually

### Top NM-3 services exports to Canada

Travel (including for education).....	\$27 million
Charges for the use of intellectual property.....	\$21 million
Business services.....	\$15 million
Maintenance & repair services.....	\$4 million
Financial services.....	\$2 million

### Top Canadian-owned businesses in NM-3

- TForce
- Guardsmark
- WCA Waste Corporation
- Wood Environmental Infrastructure Solutions
- Circle K
- New Mexico Gas
- Southwest Tele Systems
- Trans World Ny Sub
- Transit Waste
- Nutrien Ag Solutions

**April 2024**

Sources: **Trade Partnership:** Goods exports (2023 data, 3/2024 release) and services exports (2022 data, 1/2024 release), calculated figures, based on U.S. Census Bureau and U.S. Bureau of Economic Analysis data at state and national levels. **Dun & Bradstreet:** Canadian-owned businesses (12/2023 release). Figures may not add up due to rounding. Produced by the Embassy of Canada in Washington, D.C.

# New York's 1<sup>st</sup> district & Canada

## An integrated economic & security partnership

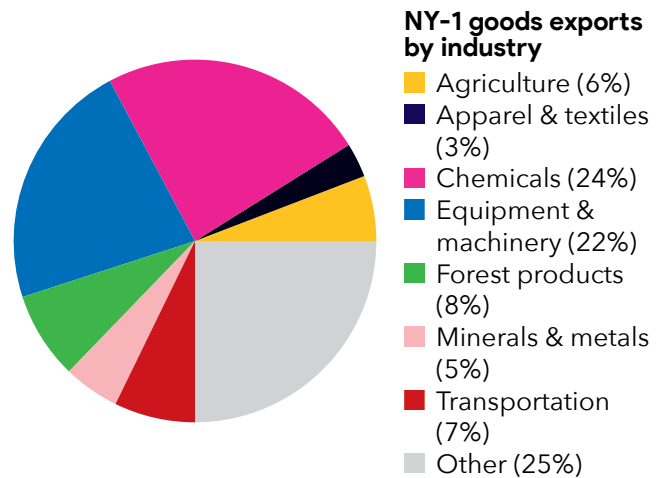
1,240 people are employed at the 26 Canadian-owned businesses operating in NY-1

### NY-1

**exports \$371 million**  
 in goods to Canada annually

#### Top NY-1 goods exports to Canada

■ Pharmaceuticals & Medicines.....	\$53 million
■ Soaps, Cleaning Agents & Toiletries.....	\$31 million
■ Scrap Products.....	\$27 million
■ Aerospace products & parts.....	\$22 million
■ Navigational & measuring instruments.....	\$19 million



### NY-1

**exports \$164 million**  
 in services to Canada annually

#### Top NY-1 services exports to Canada

Financial services.....	\$50 million
Travel (including for education).....	\$49 million
Business services.....	\$36 million
Charges for the use of intellectual property.....	\$16 million
Insurance services.....	\$12 million

#### Top Canadian-owned businesses in NY-1

- Thomson Reuters
- Stantec
- TD Bank NA
- Guardsmark
- Element Fleet Corporation
- Trans World Ny Sub
- TForce
- Easylink Services Corporation
- WSP USA
- Aldo

**April 2024**

Sources: **Trade Partnership:** Goods exports (2023 data, 3/2024 release) and services exports (2022 data, 1/2024 release), calculated figures, based on U.S. Census Bureau and U.S. Bureau of Economic Analysis data at state and national levels. **Dun & Bradstreet:** Canadian-owned businesses (12/2023 release). Figures may not add up due to rounding. Produced by the Embassy of Canada in Washington, D.C.



# New York's 2<sup>nd</sup> district & Canada

## An integrated economic & security partnership

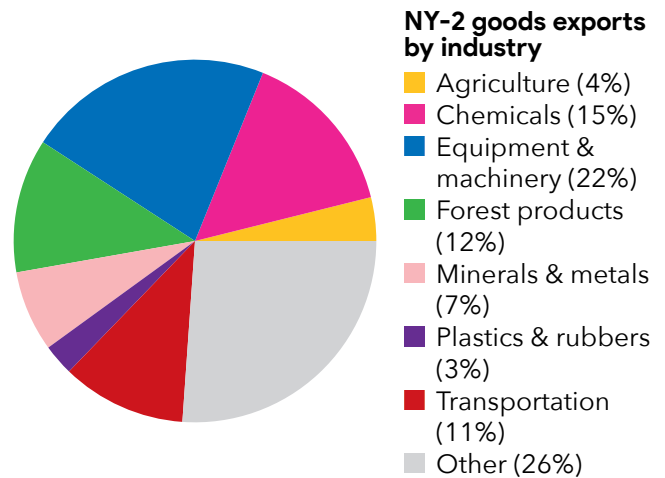
890 people are employed at the 25 Canadian-owned businesses operating in NY-2

### NY-2

**exports \$574 million**  
 in goods to Canada annually

#### Top NY-2 goods exports to Canada

Soaps, Cleaning Agents & Toiletries.....	\$63 million
Aerospace products & parts.....	\$51 million
Converted Paper Products.....	\$33 million
Navigational & measuring instruments.....	\$32 million
Scrap Products.....	\$27 million



### NY-2

**exports \$154 million**  
 in services to Canada annually

#### Top NY-2 services exports to Canada

Financial services.....	\$55 million
Travel (including for education).....	\$39 million
Business services.....	\$32 million
Charges for the use of intellectual property.....	\$15 million
Insurance services.....	\$10 million

#### Top Canadian-owned businesses in NY-2

- Magellan Aerospace
- Total Defense
- TD Bank NA
- Trans World Ny Sub
- US Security Associates
- Array Marketing Group
- Summit Manufacturing
- Insurance Auto Auctions
- Premier Bathrooms Ny
- Trescal

**April 2024**

Sources: **Trade Partnership:** Goods exports (2023 data, 3/2024 release) and services exports (2022 data, 1/2024 release), calculated figures, based on U.S. Census Bureau and U.S. Bureau of Economic Analysis data at state and national levels. **Dun & Bradstreet:** Canadian-owned businesses (12/2023 release). Figures may not add up due to rounding. Produced by the Embassy of Canada in Washington, D.C.

# New York's 3<sup>rd</sup> district & Canada

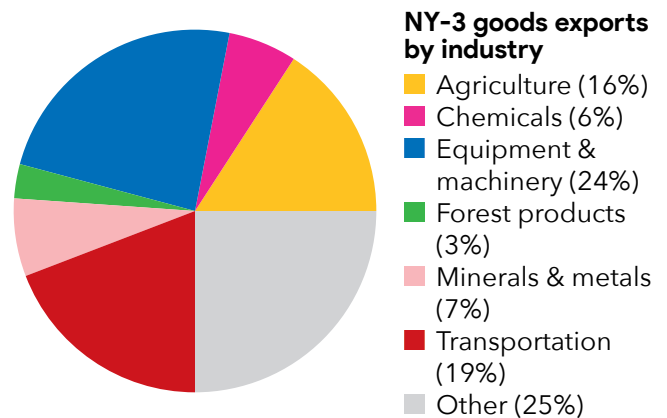
## An integrated economic & security partnership

660 people are employed at the 27 Canadian-owned businesses operating in NY-3

NY-3  
**exports \$193 million**  
 in goods to Canada annually

### Top NY-3 goods exports to Canada

■ Aerospace products & parts.....	\$37 million
■ Scrap Products.....	\$27 million
■ Sugar & Confectionery Products.....	\$11 million
■ Soaps, Cleaning Agents & Toiletries.....	\$11 million
■ Audio & Video Equipment.....	\$9 million



NY-3  
**exports \$178 million**  
 in services to Canada annually

### Top NY-3 services exports to Canada

Travel (including for education).....	\$47 million
Financial services.....	\$43 million
Business services.....	\$40 million
Insurance services.....	\$28 million
Charges for the use of intellectual property.....	\$13 million

### Top Canadian-owned businesses in NY-3

- TD Bank NA
- Purolator International
- US Security Associates
- Apple & Eve
- Trans World Ny Sub
- Easylink Services Corporation
- Thomson Reuters
- Ez Facility
- Bedivere Insurance
- Aldo

**April 2024**

Sources: **Trade Partnership:** Goods exports (2023 data, 3/2024 release) and services exports (2022 data, 1/2024 release), calculated figures, based on U.S. Census Bureau and U.S. Bureau of Economic Analysis data at state and national levels. **Dun & Bradstreet:** Canadian-owned businesses (12/2023 release). Figures may not add up due to rounding. Produced by the Embassy of Canada in Washington, D.C.

# New York's 4<sup>th</sup> district & Canada

## An integrated economic & security partnership

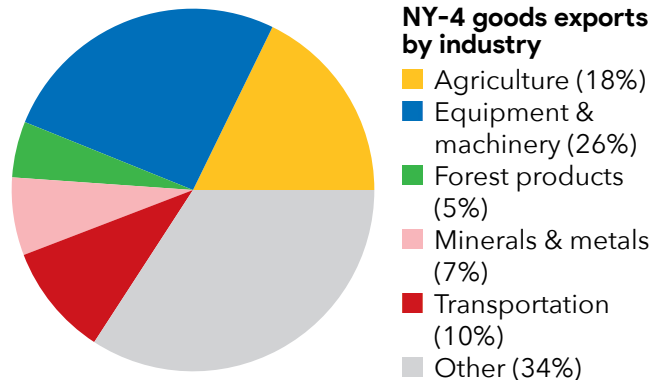
540 people are employed at the 20 Canadian-owned businesses operating in NY-4

### NY-4

**exports \$88 million**  
 in goods to Canada annually

#### Top NY-4 goods exports to Canada

Scrap Products.....	\$16 million
Aerospace products & parts.....	\$9 million
Sugar & Confectionery Products.....	\$6 million
Audio & Video Equipment.....	\$4 million
Preserves & Specialty Foods.....	\$4 million



### NY-4

**exports \$159 million**  
 in services to Canada annually

#### Top NY-4 services exports to Canada

Travel (including for education).....	\$48 million
Business services.....	\$36 million
Financial services.....	\$36 million
Insurance services.....	\$21 million
Charges for the use of intellectual property.....	\$10 million

#### Top Canadian-owned businesses in NY-4

- Andrews International
- TD Bank NA
- Trans World Ny Sub
- Aldo
- Liberty Utilities
- Premier Salons
- Xtiva Financial Systems
- Ccl Clinical Systems
- Sprague
- American Apparel

**April 2024**

Sources: **Trade Partnership:** Goods exports (2023 data, 3/2024 release) and services exports (2022 data, 1/2024 release), calculated figures, based on U.S. Census Bureau and U.S. Bureau of Economic Analysis data at state and national levels. **Dun & Bradstreet:** Canadian-owned businesses (12/2023 release). Figures may not add up due to rounding. Produced by the Embassy of Canada in Washington, D.C.

# New York's 5<sup>th</sup> district & Canada

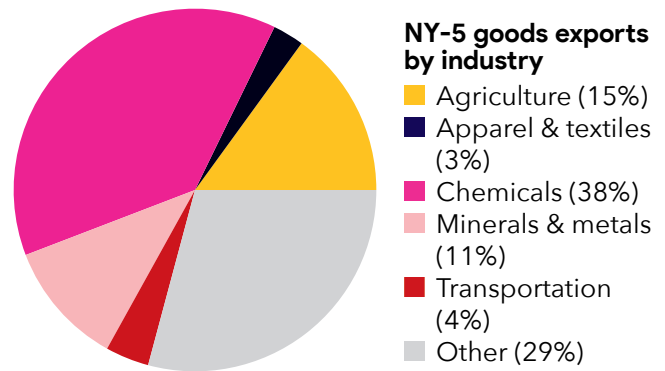
## An integrated economic & security partnership

150 people are employed at the 13 Canadian-owned businesses operating in NY-5

NY-5  
**exports \$85 million**  
 in goods to Canada annually

### Top NY-5 goods exports to Canada

Soaps, Cleaning Agents & Toiletries.....	\$30 million
Scrap Products.....	\$9 million
Glass & Glass Products.....	\$6 million
Meat Products.....	\$3 million
Aerospace products & parts.....	\$3 million



NY-5  
**exports \$222 million**  
 in services to Canada annually

### Top NY-5 services exports to Canada

Transport.....	\$166 million
Travel (including for education).....	\$23 million
Financial services.....	\$17 million
Business services.....	\$9 million
Charges for the use of intellectual property.....	\$3 million

### Top Canadian-owned businesses in NY-5

- TD Bank NA
- Delmar International
- CGL Group
- Essence De Beaute
- MWH Americas
- Popeyes Louisiana Kitchen
- Bank of Nova Scotia
- Arrow Solutions
- Secure Freight Systems
- Air Canada

April 2024

Sources: **Trade Partnership:** Goods exports (2023 data, 3/2024 release) and services exports (2022 data, 1/2024 release), calculated figures, based on U.S. Census Bureau and U.S. Bureau of Economic Analysis data at state and national levels. **Dun & Bradstreet:** Canadian-owned businesses (12/2023 release). Figures may not add up due to rounding. Produced by the Embassy of Canada in Washington, D.C.

# New York's 6<sup>th</sup> district & Canada

## An integrated economic & security partnership

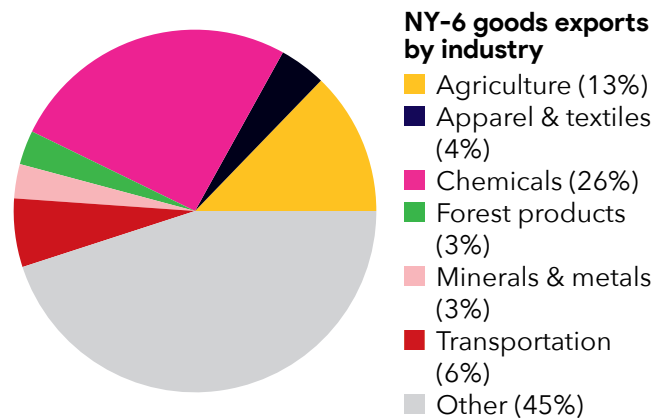
120 people are employed at the 6 Canadian-owned businesses operating in NY-6

### NY-6

**exports \$85 million**  
 in goods to Canada annually

#### Top NY-6 goods exports to Canada

Soaps, Cleaning Agents & Toiletries.....	\$20 million
Scrap Products.....	\$18 million
Aerospace products & parts.....	\$5 million
Meat Products.....	\$5 million
Bakery & Tortilla Products.....	\$3 million



### NY-6

**exports \$89 million**  
 in services to Canada annually

#### Top NY-6 services exports to Canada

Travel (including for education).....	\$33 million
Financial services.....	\$29 million
Business services.....	\$11 million
Transport.....	\$7 million
Charges for the use of intellectual property.....	\$5 million

#### Top Canadian-owned businesses in NY-6

- TD Bank NA
- Aldo
- Blinds To Go
- Carlin Equities
- Fantuan Delivery
- Oneness-Fragrance-Glow
- 0
- 0
- 0
- 0

April 2024

Sources: **Trade Partnership:** Goods exports (2023 data, 3/2024 release) and services exports (2022 data, 1/2024 release), calculated figures, based on U.S. Census Bureau and U.S. Bureau of Economic Analysis data at state and national levels. **Dun & Bradstreet:** Canadian-owned businesses (12/2023 release). Figures may not add up due to rounding. Produced by the Embassy of Canada in Washington, D.C.

# New York's 7<sup>th</sup> district & Canada

## An integrated economic & security partnership

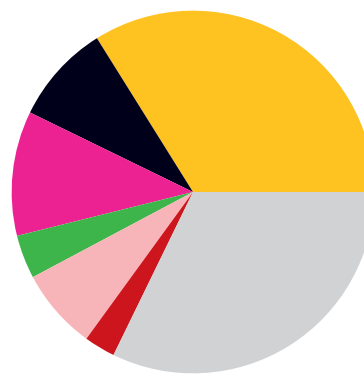
730 people are employed at the 19 Canadian-owned businesses operating in NY-7

### NY-7

**exports \$115 million**  
 in goods to Canada annually

#### Top NY-7 goods exports to Canada

Scrap Products.....	\$14 million
Apparel.....	\$8 million
Paints, Coatings & Adhesives.....	\$7 million
Preserves & Specialty Foods.....	\$5 million
Bakery & Tortilla Products.....	\$4 million



**NY-7 goods exports by industry**

- Agriculture (34%)
- Apparel & textiles (9%)
- Chemicals (11%)
- Forest products (4%)
- Minerals & metals (7%)
- Transportation (3%)
- Other (32%)

### NY-7

**exports \$91 million**  
 in services to Canada annually

#### Top NY-7 services exports to Canada

Travel (including for education).....	\$38 million
Financial services.....	\$21 million
Charges for the use of intellectual property.....	\$18 million
Business services.....	\$9 million
Transport.....	\$3 million

#### Top Canadian-owned businesses in NY-7

- Swimways
- Norampac New York City
- TForce
- Cascades
- TD Bank NA
- Intact Insurance
- Waste Connections
- Cross River Fiber
- Richelieu America
- TC Energy

**April 2024**

Sources: **Trade Partnership:** Goods exports (2023 data, 3/2024 release) and services exports (2022 data, 1/2024 release), calculated figures, based on U.S. Census Bureau and U.S. Bureau of Economic Analysis data at state and national levels. **Dun & Bradstreet:** Canadian-owned businesses (12/2023 release). Figures may not add up due to rounding. Produced by the Embassy of Canada in Washington, D.C.

# New York's 8<sup>th</sup> district & Canada

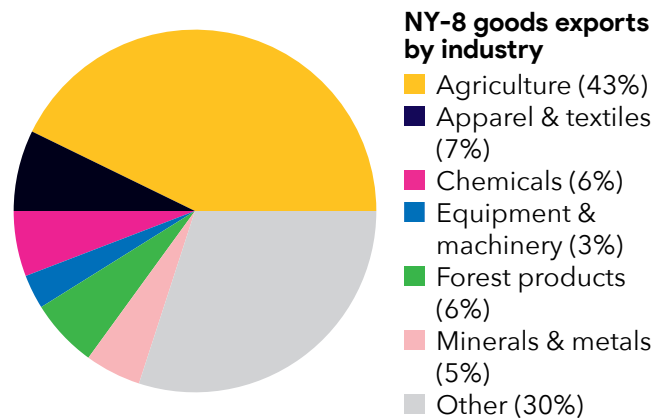
## An integrated economic & security partnership

470 people are employed at the 9 Canadian-owned businesses operating in NY-8

**NY-8**  
**exports \$55 million**  
 in goods to Canada annually

### Top NY-8 goods exports to Canada

Scrap Products.....	\$8 million
Preserves & Specialty Foods.....	\$8 million
Apparel.....	\$3 million
Converted Paper Products.....	\$3 million
Sugar & Confectionery Products.....	\$2 million



**NY-8**  
**exports \$55 million**  
 in services to Canada annually

### Top NY-8 services exports to Canada

Travel (including for education).....	\$17 million
Financial services.....	\$17 million
Charges for the use of intellectual property.....	\$12 million
Business services.....	\$7 million
Telecommunications, computer & information services	\$890,138

### Top Canadian-owned businesses in NY-8

- Transcontinental
- Blue Man Group
- Trans World Ny Sub
- Bedessee Imports
- TD Bank NA
- Aldo
- Rosemex
- Popeyes Louisiana Kitchen
- Birthright
- 0

**April 2024**

Sources: **Trade Partnership:** Goods exports (2023 data, 3/2024 release) and services exports (2022 data, 1/2024 release), calculated figures, based on U.S. Census Bureau and U.S. Bureau of Economic Analysis data at state and national levels. **Dun & Bradstreet:** Canadian-owned businesses (12/2023 release). Figures may not add up due to rounding. Produced by the Embassy of Canada in Washington, D.C.

# New York's 9<sup>th</sup> district & Canada

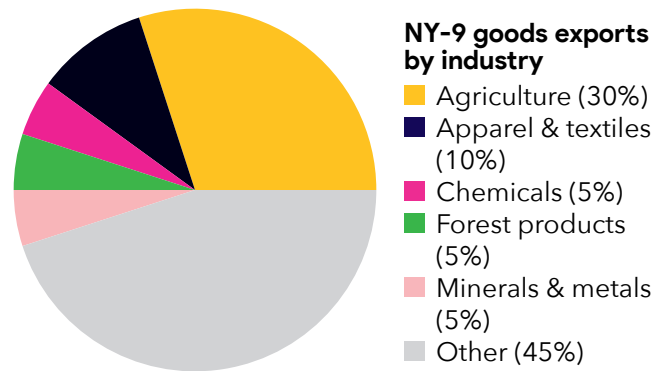
## An integrated economic & security partnership

90 people are employed at the 8 Canadian-owned businesses operating in NY-9

NY-9  
**exports \$51 million**  
 in goods to Canada annually

### Top NY-9 goods exports to Canada

Scrap Products.....	\$12 million
Apparel.....	\$4 million
Bakery & Tortilla Products.....	\$3 million
Preserves & Specialty Foods.....	\$3 million
Converted Paper Products.....	\$2 million



NY-9  
**exports \$68 million**  
 in services to Canada annually

### Top NY-9 services exports to Canada

Financial services.....	\$26 million
Travel (including for education).....	\$17 million
Charges for the use of intellectual property.....	\$14 million
Business services.....	\$9 million
Telecommunications, computer & information services	\$1 million

### Top Canadian-owned businesses in NY-9

- TD Bank NA
- Securesure
- Trans World Ny Sub
- B B Pallets
- Aldo
- Medicis Technologies
- Behold Control Equipment
- Checkpoint Systems
- 0
- 0

April 2024

Sources: **Trade Partnership:** Goods exports (2023 data, 3/2024 release) and services exports (2022 data, 1/2024 release), calculated figures, based on U.S. Census Bureau and U.S. Bureau of Economic Analysis data at state and national levels. **Dun & Bradstreet:** Canadian-owned businesses (12/2023 release). Figures may not add up due to rounding. Produced by the Embassy of Canada in Washington, D.C.



# New York's 10<sup>th</sup> district & Canada

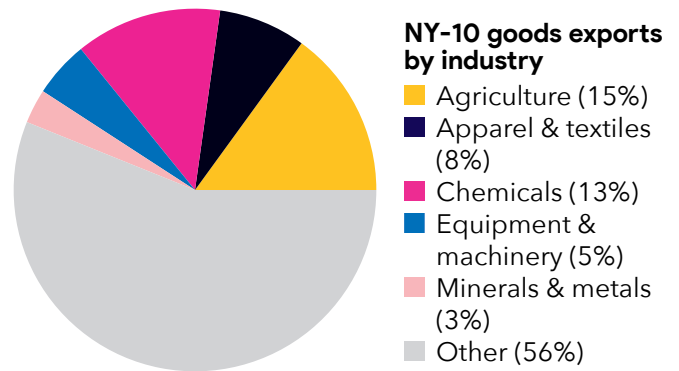
## An integrated economic & security partnership

10,050 people are employed at the 116 Canadian-owned businesses operating in NY-10

**NY-10**  
**exports \$131 million**  
 in goods to Canada annually

### Top NY-10 goods exports to Canada

Scrap Products.....	\$56 million
Paints, Coatings & Adhesives.....	\$15 million
Apparel.....	\$9 million
Preserves & Specialty Foods.....	\$4 million
Bakery & Tortilla Products.....	\$4 million



**NY-10**  
**exports \$1.7 billion**  
 in services to Canada annually

### Top NY-10 services exports to Canada

Business services.....	\$615 million
Financial services.....	\$361 million
Charges for the use of intellectual property....	\$300 million
Travel (including for education).....	\$194 million
Telecommunications, computer & information services	\$151 million

### Top Canadian-owned businesses in NY-10

- Brookfield Asset Management
- Thomson Reuters
- RBC
- WSP USA
- Brookfield Properties
- Allied World Assurance
- Aritzia
- US Security Associates
- Scotiabank
- Capl Holding

**April 2024**

Sources: **Trade Partnership:** Goods exports (2023 data, 3/2024 release) and services exports (2022 data, 1/2024 release), calculated figures, based on U.S. Census Bureau and U.S. Bureau of Economic Analysis data at state and national levels. **Dun & Bradstreet:** Canadian-owned businesses (12/2023 release). Figures may not add up due to rounding. Produced by the Embassy of Canada in Washington, D.C.

# New York's 11<sup>th</sup> district & Canada

## An integrated economic & security partnership

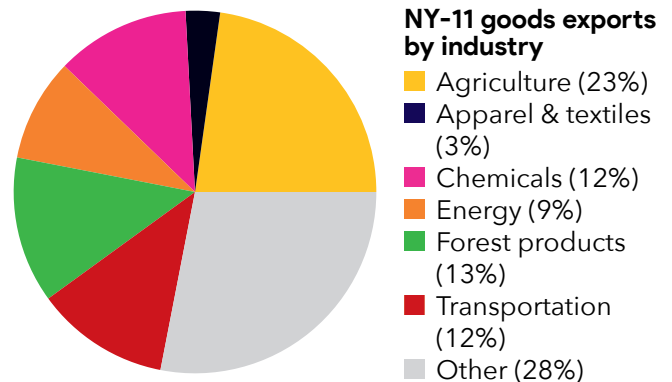
280 people are employed at the 11 Canadian-owned businesses operating in NY-11

### NY-11

**exports \$48 million**  
 in goods to Canada annually

#### Top NY-11 goods exports to Canada

Scrap Products.....	\$9 million
Converted Paper Products.....	\$6 million
Petroleum & coal products.....	\$4 million
Ships & Boats.....	\$4 million
Basic Chemicals.....	\$3 million



### NY-11

**exports \$75 million**  
 in services to Canada annually

#### Top NY-11 services exports to Canada

Financial services.....	\$32 million
Travel (including for education).....	\$23 million
Business services.....	\$8 million
Charges for the use of intellectual property.....	\$7 million
Telecommunications, computer & information services	\$3 million

#### Top Canadian-owned businesses in NY-11

- TD Bank NA
- Elron Software
- Blinds To Go
- Aldo
- Trans World Ny Sub
- GRG USA
- Nyc Auto Terminal
- Ardene Usa
- Sakkio Japan
- Checkpoint Systems

#### April 2024

Sources: **Trade Partnership:** Goods exports (2023 data, 3/2024 release) and services exports (2022 data, 1/2024 release), calculated figures, based on U.S. Census Bureau and U.S. Bureau of Economic Analysis data at state and national levels. **Dun & Bradstreet:** Canadian-owned businesses (12/2023 release). Figures may not add up due to rounding. Produced by the Embassy of Canada in Washington, D.C.

# New York's 12<sup>th</sup> district & Canada

## An integrated economic & security partnership

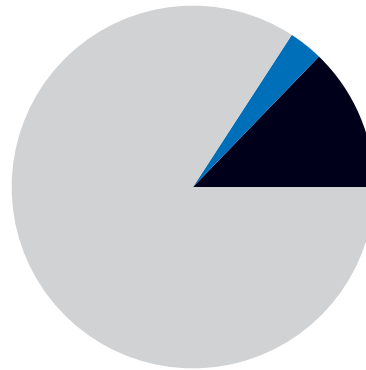
20,380 people are employed at the 278 Canadian-owned businesses operating in NY-12

### NY-12

**exports \$405 million**  
 in goods to Canada annually

#### Top NY-12 goods exports to Canada

Scrap Products.....	\$312 million
Apparel.....	\$47 million
Audio & Video Equipment.....	\$6 million
Paints, Coatings & Adhesives.....	\$6 million
Magnetic & Optical Media.....	\$5 million



### NY-12

**exports \$4.8 billion**  
 in services to Canada annually

#### Top NY-12 services exports to Canada

Financial services.....	\$1.9 billion
Business services.....	\$1.7 billion
Charges for the use of intellectual property....	\$651 million
Telecommunications, computer & information services	\$311 million
Travel (including for education).....	\$217 million

#### Top Canadian-owned businesses in NY-12

- CIBC Holdings
- Cowen
- WSP USA
- CIBC
- Thomson Reuters
- BMO Harris Bank
- Pythian Services Usa
- Convergenx
- Protection Plus Security
- City National Bank

#### April 2024

Sources: **Trade Partnership:** Goods exports (2023 data, 3/2024 release) and services exports (2022 data, 1/2024 release), calculated figures, based on U.S. Census Bureau and U.S. Bureau of Economic Analysis data at state and national levels. **Dun & Bradstreet:** Canadian-owned businesses (12/2023 release). Figures may not add up due to rounding. Produced by the Embassy of Canada in Washington, D.C.

# New York's 13<sup>th</sup> district & Canada

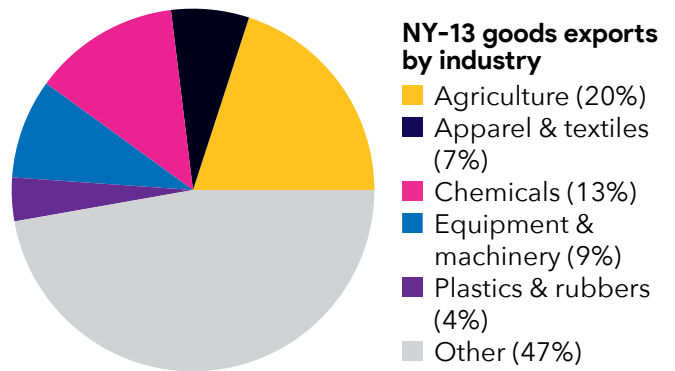
## An integrated economic & security partnership

50 people are employed at the 5 Canadian-owned businesses operating in NY-13

NY-13  
**exports \$16 million**  
 in goods to Canada annually

### Top NY-13 goods exports to Canada

Scrap Products.....	\$6 million
Paints, Coatings & Adhesives.....	\$2 million
Meat Products.....	\$1 million
Bakery & Tortilla Products.....	\$915,381
Apparel.....	\$762,371



NY-13  
**exports \$329 million**  
 in services to Canada annually

### Top NY-13 services exports to Canada

Financial services.....	\$95 million
Travel (including for education).....	\$80 million
Charges for the use of intellectual property.....	\$67 million
Business services.....	\$48 million
Telecommunications, computer & information services	\$36 million

### Top Canadian-owned businesses in NY-13

- American Apparel
- TD Bank NA
- Trans World Ny Sub
- Aldo
- Charles H Greenthal Group
- 0
- 0
- 0
- 0
- 0

April 2024

Sources: **Trade Partnership:** Goods exports (2023 data, 3/2024 release) and services exports (2022 data, 1/2024 release), calculated figures, based on U.S. Census Bureau and U.S. Bureau of Economic Analysis data at state and national levels. **Dun & Bradstreet:** Canadian-owned businesses (12/2023 release). Figures may not add up due to rounding. Produced by the Embassy of Canada in Washington, D.C.

# New York's 14<sup>th</sup> district & Canada

## An integrated economic & security partnership

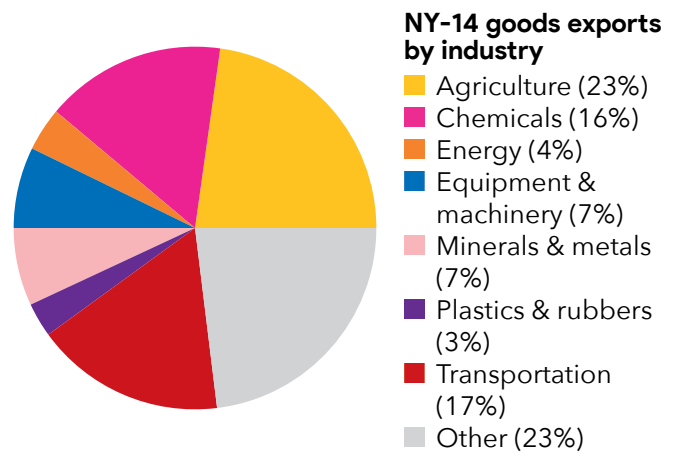
400 people are employed at the 9 Canadian-owned businesses operating in NY-14

### NY-14

**exports \$86 million**  
 in goods to Canada annually

#### Top NY-14 goods exports to Canada

■ Aerospace products & parts.....	\$14 million
■ Soaps, Cleaning Agents & Toiletries.....	\$10 million
■ Scrap Products.....	\$4 million
■ Meat Products.....	\$4 million
■ Petroleum & coal products.....	\$3 million



### NY-14

**exports \$54 million**  
 in services to Canada annually

#### Top NY-14 services exports to Canada

Travel (including for education).....	\$25 million
Financial services.....	\$11 million
Transport.....	\$8 million
Business services.....	\$6 million
Charges for the use of intellectual property.....	\$3 million

#### Top Canadian-owned businesses in NY-14

- Magellan Aerospace
- TD Bank NA
- Rugby ABP
- Richelieu Hardware
- Planned Companies
- Waste Connections
- Air Canada
- Vantage Airport Group
- Andrews International
- 0

#### April 2024

Sources: **Trade Partnership:** Goods exports (2023 data, 3/2024 release) and services exports (2022 data, 1/2024 release), calculated figures, based on U.S. Census Bureau and U.S. Bureau of Economic Analysis data at state and national levels. **Dun & Bradstreet:** Canadian-owned businesses (12/2023 release). Figures may not add up due to rounding. Produced by the Embassy of Canada in Washington, D.C.

# New York's 15<sup>th</sup> district & Canada

## An integrated economic & security partnership

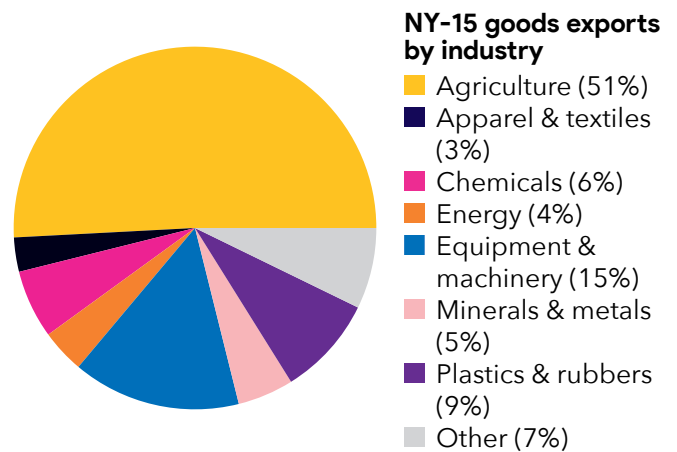
110 people are employed at the 8 Canadian-owned businesses operating in NY-15

### NY-15

**exports \$33 million**  
 in goods to Canada annually

#### Top NY-15 goods exports to Canada

Meat Products.....	\$10 million
Plastics Products.....	\$3 million
Bakery & Tortilla Products.....	\$3 million
Grain & Oilseed Milling Products.....	\$2 million
Animal Foods.....	\$2 million



### NY-15

**exports \$32 million**  
 in services to Canada annually

#### Top NY-15 services exports to Canada

Travel (including for education).....	\$23 million
Charges for the use of intellectual property.....	\$3 million
Financial services.....	\$3 million
Business services.....	\$2 million
Insurance services.....	\$240,827

#### Top Canadian-owned businesses in NY-15

- WSP USA
- Sprague
- TD Bank NA
- Trans World Ny Sub
- Waste Connections
- Andrews International
- Fjc Security Services
- T250
- 0
- 0

**April 2024**

Sources: **Trade Partnership:** Goods exports (2023 data, 3/2024 release) and services exports (2022 data, 1/2024 release), calculated figures, based on U.S. Census Bureau and U.S. Bureau of Economic Analysis data at state and national levels. **Dun & Bradstreet:** Canadian-owned businesses (12/2023 release). Figures may not add up due to rounding. Produced by the Embassy of Canada in Washington, D.C.

# New York's 16<sup>th</sup> district & Canada

## An integrated economic & security partnership

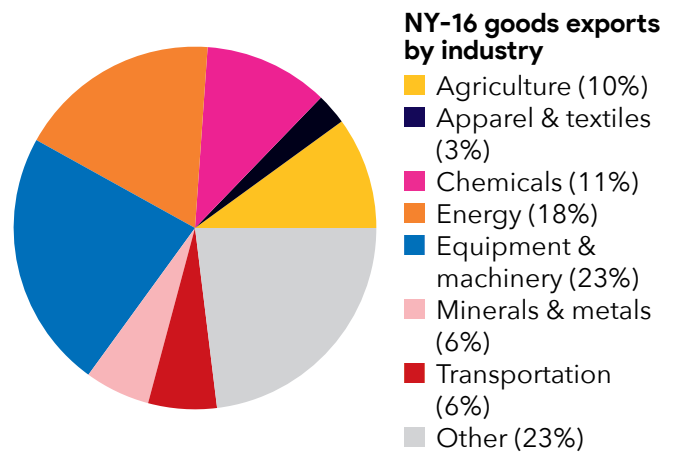
940 people are employed at the 29 Canadian-owned businesses operating in NY-16

### NY-16

**exports \$203 million**  
 in goods to Canada annually

#### Top NY-16 goods exports to Canada

Oil & Gas.....	\$32 million
Computer Equipment.....	\$25 million
Paints, Coatings & Adhesives.....	\$12 million
Navigational & measuring instruments.....	\$11 million
Ships & Boats.....	\$8 million



### NY-16

**exports \$155 million**  
 in services to Canada annually

#### Top NY-16 services exports to Canada

Financial services.....	\$45 million
Travel (including for education).....	\$36 million
Business services.....	\$35 million
Insurance services.....	\$16 million
Charges for the use of intellectual property.....	\$13 million

#### Top Canadian-owned businesses in NY-16

- Independent Order of Foresters
- Thomson Reuters
- US Security Associates
- Ranzal & Associates
- TD Bank NA
- Urgo Hotels Lp
- Sprague
- Premier Salons
- Bedivere Insurance
- Empower

#### April 2024

Sources: **Trade Partnership:** Goods exports (2023 data, 3/2024 release) and services exports (2022 data, 1/2024 release), calculated figures, based on U.S. Census Bureau and U.S. Bureau of Economic Analysis data at state and national levels. **Dun & Bradstreet:** Canadian-owned businesses (12/2023 release). Figures may not add up due to rounding. Produced by the Embassy of Canada in Washington, D.C.

# New York's 17<sup>th</sup> district & Canada

## An integrated economic & security partnership

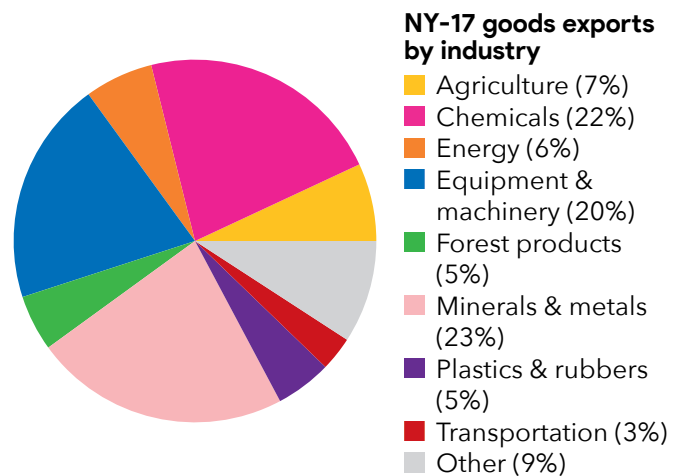
2,400 people are employed at the 22 Canadian-owned businesses operating in NY-17

### NY-17

**exports \$363 million**  
 in goods to Canada annually

#### Top NY-17 goods exports to Canada

Soaps, Cleaning Agents & Toiletries.....	\$43 million
Aluminum.....	\$36 million
Nonferrous metal products.....	\$35 million
Computer Equipment.....	\$27 million
Semiconductors & Components.....	\$19 million



### NY-17

**exports \$121 million**  
 in services to Canada annually

#### Top NY-17 services exports to Canada

Business services.....	\$47 million
Travel (including for education).....	\$26 million
Financial services.....	\$22 million
Charges for the use of intellectual property.....	\$12 million
Insurance services.....	\$7 million

#### Top Canadian-owned businesses in NY-17

- Allied Universal
- TD Bank NA
- Parc Us
- WSP USA
- Trans World Ny Sub
- Sprague
- Counsel Rb Capital
- Mac's Convenience Stores
- Algonquin Gas Transmission
- Aldo

#### April 2024

Sources: **Trade Partnership:** Goods exports (2023 data, 3/2024 release) and services exports (2022 data, 1/2024 release), calculated figures, based on U.S. Census Bureau and U.S. Bureau of Economic Analysis data at state and national levels. **Dun & Bradstreet:** Canadian-owned businesses (12/2023 release). Figures may not add up due to rounding. Produced by the Embassy of Canada in Washington, D.C.



# New York's 18<sup>th</sup> district & Canada

## An integrated economic & security partnership

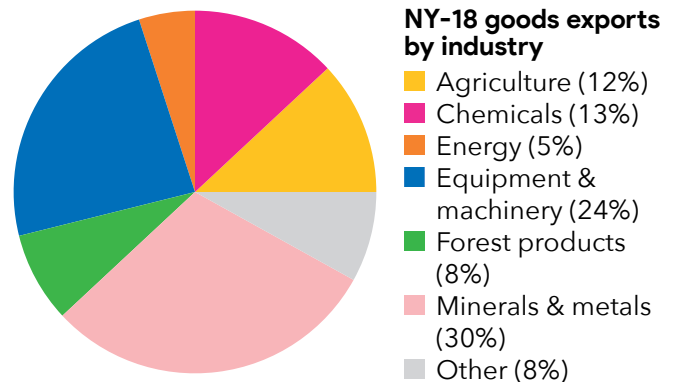
1,350 people are employed at the 26 Canadian-owned businesses operating in NY-18

### NY-18

**exports \$632 million**  
 in goods to Canada annually

#### Top NY-18 goods exports to Canada

Computer Equipment.....	\$96 million
Nonferrous metal products.....	\$84 million
Soaps, Cleaning Agents & Toiletries.....	\$60 million
Aluminum.....	\$43 million
Converted Paper Products.....	\$22 million



### NY-18

**exports \$113 million**  
 in services to Canada annually

#### Top NY-18 services exports to Canada

Travel (including for education).....	\$46 million
Financial services.....	\$34 million
Business services.....	\$17 million
Charges for the use of intellectual property.....	\$10 million
Insurance services.....	\$3 million

#### Top Canadian-owned businesses in NY-18

- Central Hudson Energy Group
- Central Hudson Gas & Electric
- TForce
- Trans World Ny Sub
- TD Bank NA
- KDC/ONE
- Genpak
- Nutrien Ag Solutions
- Birthright
- Aldo

#### April 2024

Sources: **Trade Partnership:** Goods exports (2023 data, 3/2024 release) and services exports (2022 data, 1/2024 release), calculated figures, based on U.S. Census Bureau and U.S. Bureau of Economic Analysis data at state and national levels. **Dun & Bradstreet:** Canadian-owned businesses (12/2023 release). Figures may not add up due to rounding. Produced by the Embassy of Canada in Washington, D.C.

# New York's 19<sup>th</sup> district & Canada

## An integrated economic & security partnership

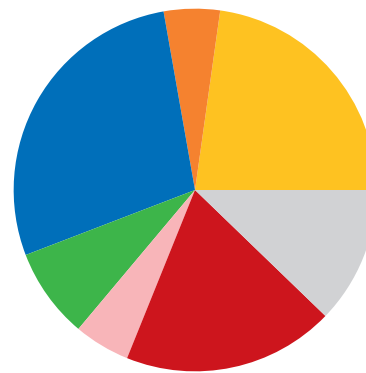
920 people are employed at the 26 Canadian-owned businesses operating in NY-19

### NY-19

**exports \$852 million**  
 in goods to Canada annually

#### Top NY-19 goods exports to Canada

Animal Foods.....	\$78 million
Motor Vehicle Parts.....	\$59 million
Computer Equipment.....	\$53 million
Aerospace products & parts.....	\$39 million
Motor Vehicle Bodies & Trailers.....	\$39 million



#### NY-19 goods exports by industry

- Agriculture (23%)
- Energy (5%)
- Equipment & machinery (28%)
- Forest products (8%)
- Minerals & metals (5%)
- Transportation (19%)
- Other (12%)

### NY-19

**exports \$125 million**  
 in services to Canada annually

#### Top NY-19 services exports to Canada

Travel (including for education).....	\$61 million
Financial services.....	\$31 million
Charges for the use of intellectual property.....	\$16 million
Business services.....	\$7 million
Insurance services.....	\$6 million

#### Top Canadian-owned businesses in NY-19

- Soo Line Railroad
- Central Hudson Energy Group
- Cmp New York
- Saputo Cheese
- Stantec
- US Security Associates
- Trans World Ny Sub
- Columbia Energy
- TForce
- Birthright

#### April 2024

Sources: **Trade Partnership:** Goods exports (2023 data, 3/2024 release) and services exports (2022 data, 1/2024 release), calculated figures, based on U.S. Census Bureau and U.S. Bureau of Economic Analysis data at state and national levels. **Dun & Bradstreet:** Canadian-owned businesses (12/2023 release). Figures may not add up due to rounding. Produced by the Embassy of Canada in Washington, D.C.

# New York's 20<sup>th</sup> district & Canada

## An integrated economic & security partnership

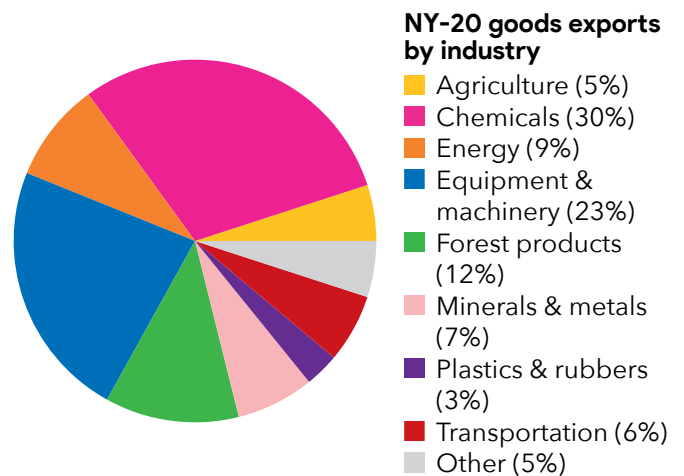
6,840 people are employed at the 62 Canadian-owned businesses operating in NY-20

### NY-20

**exports \$540 million**  
 in goods to Canada annually

#### Top NY-20 goods exports to Canada

Resins & Synthetic Fibers.....	\$68 million
Soaps, Cleaning Agents & Toiletries.....	\$54 million
Oil & Gas.....	\$44 million
Pulp & Paperboard Mill Products.....	\$36 million
Engines & turbines.....	\$33 million



### NY-20

**exports \$210 million**  
 in services to Canada annually

#### Top NY-20 services exports to Canada

Financial services.....	\$54 million
Travel (including for education).....	\$49 million
Insurance services.....	\$36 million
Business services.....	\$34 million
Charges for the use of intellectual property.....	\$29 million

#### Top Canadian-owned businesses in NY-20

- Community Insurance Agencies
- Delaware And Hudson Railway
- Trans World Ny Sub
- Cascades
- Intact Insurance
- Stantec
- Canadian Pacific Railway
- CGI
- Guardsmark
- County Waste & Recycl Svc

#### April 2024

Sources: **Trade Partnership:** Goods exports (2023 data, 3/2024 release) and services exports (2022 data, 1/2024 release), calculated figures, based on U.S. Census Bureau and U.S. Bureau of Economic Analysis data at state and national levels. **Dun & Bradstreet:** Canadian-owned businesses (12/2023 release). Figures may not add up due to rounding. Produced by the Embassy of Canada in Washington, D.C.

# New York's 21<sup>st</sup> district & Canada

## An integrated economic & security partnership

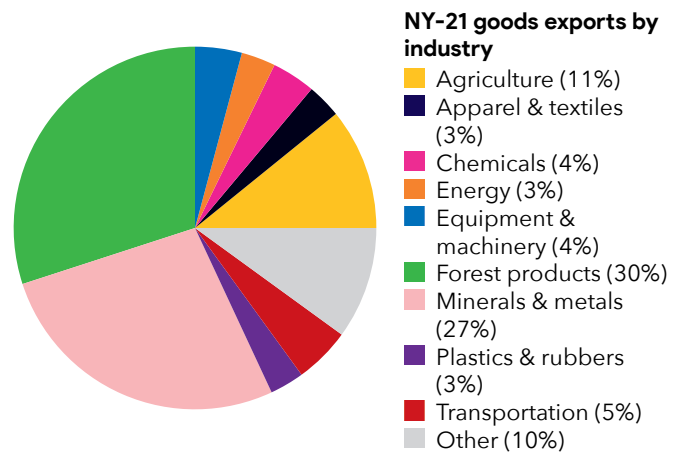
2,260 people are employed at the 97 Canadian-owned businesses operating in NY-21

### NY-21

**exports \$848 million**  
 in goods to Canada annually

#### Top NY-21 goods exports to Canada

■ Pulp & Paperboard Mill Products.....	\$192 million
■ Aluminum.....	\$78 million
■ Nonferrous metal products.....	\$52 million
■ Iron, steel & ferroalloys.....	\$38 million
■ Converted Paper Products.....	\$25 million



### NY-21

**exports \$320 million**  
 in services to Canada annually

#### Top NY-21 services exports to Canada

Transport.....	\$231 million
Travel (including for education).....	\$38 million
Financial services.....	\$24 million
Charges for the use of intellectual property.....	\$16 million
Business services.....	\$6 million

#### Top Canadian-owned businesses in NY-21

- Irving Consumer Products
- BankNorth
- Canarm Ltd
- Cascades
- Ross Video
- Liberty Utilities
- Mitel
- Champlain Hanger
- TD Bank NA
- Superior Plus Energy Services

#### April 2024

Sources: **Trade Partnership:** Goods exports (2023 data, 3/2024 release) and services exports (2022 data, 1/2024 release), calculated figures, based on U.S. Census Bureau and U.S. Bureau of Economic Analysis data at state and national levels. **Dun & Bradstreet:** Canadian-owned businesses (12/2023 release). Figures may not add up due to rounding. Produced by the Embassy of Canada in Washington, D.C.

# New York's 22<sup>nd</sup> district & Canada

## An integrated economic & security partnership

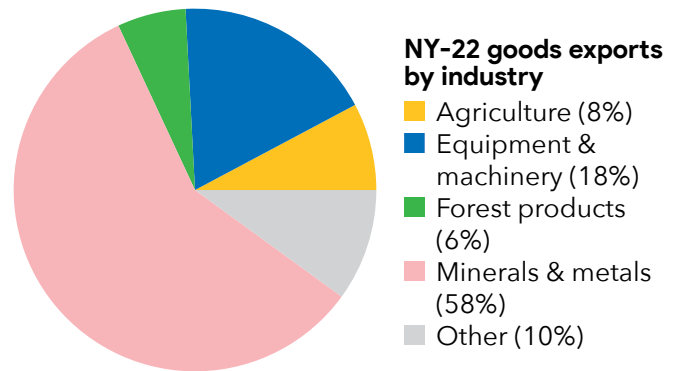
1,110 people are employed at the 46 Canadian-owned businesses operating in NY-22

### NY-22

**exports \$1.2 billion**  
 in goods to Canada annually

#### Top NY-22 goods exports to Canada

Nonferrous metal products.....	\$392 million
Aluminum.....	\$196 million
Iron, steel & ferroalloys.....	\$72 million
Navigational & measuring instruments.....	\$45 million
HVAC & Refrigeration Equipment.....	\$36 million



### NY-22

**exports \$180 million**  
 in services to Canada annually

#### Top NY-22 services exports to Canada

Financial services.....	\$60 million
Travel (including for education).....	\$53 million
Insurance services.....	\$26 million
Business services.....	\$18 million
Charges for the use of intellectual property.....	\$14 million

#### Top Canadian-owned businesses in NY-22

- MWH Americas
- E M I
- Ecr International
- Guardsmark
- CIBC
- Trans World Ny Sub
- Brookfield Power
- Superior Plus Energy Services
- Green Empire Farms
- PODS Enterprises

#### April 2024

Sources: **Trade Partnership:** Goods exports (2023 data, 3/2024 release) and services exports (2022 data, 1/2024 release), calculated figures, based on U.S. Census Bureau and U.S. Bureau of Economic Analysis data at state and national levels. **Dun & Bradstreet:** Canadian-owned businesses (12/2023 release). Figures may not add up due to rounding. Produced by the Embassy of Canada in Washington, D.C.

# New York's 23<sup>rd</sup> district & Canada

## An integrated economic & security partnership

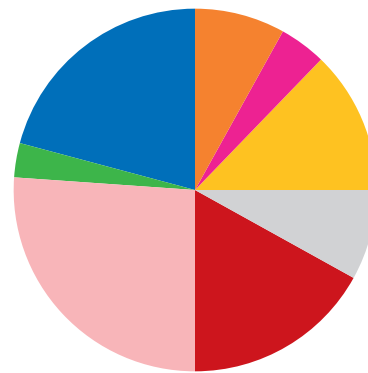
2,000 people are employed at the 43 Canadian-owned businesses operating in NY-23

### NY-23

**exports \$1.2 billion**  
 in goods to Canada annually

#### Top NY-23 goods exports to Canada

■ Motor Vehicle Parts.....	\$99 million
■ Nonferrous metal products.....	\$86 million
■ Oil & Gas.....	\$78 million
■ Aluminum.....	\$65 million
■ Electrical equipment.....	\$41 million



#### NY-23 goods exports by industry

- Agriculture (13%)
- Chemicals (4%)
- Energy (8%)
- Equipment & machinery (21%)
- Forest products (3%)
- Minerals & metals (26%)
- Transportation (17%)
- Other (8%)

### NY-23

**exports \$151 million**  
 in services to Canada annually

#### Top NY-23 services exports to Canada

Financial services.....	\$70 million
Travel (including for education).....	\$44 million
Business services.....	\$14 million
Charges for the use of intellectual property.....	\$11 million
Insurance services.....	\$10 million

#### Top Canadian-owned businesses in NY-23

- Samuel, Son & Co
- Saputo Cheese
- Bush Industries Furniture
- Ecology & Environment
- Inscape Architectural Interiors
- Ecr International
- Superior Plus Energy Services
- Cara Operations Limited
- Welded Tube Usa
- Trans World Ny Sub

#### April 2024

Sources: **Trade Partnership:** Goods exports (2023 data, 3/2024 release) and services exports (2022 data, 1/2024 release), calculated figures, based on U.S. Census Bureau and U.S. Bureau of Economic Analysis data at state and national levels. **Dun & Bradstreet:** Canadian-owned businesses (12/2023 release). Figures may not add up due to rounding. Produced by the Embassy of Canada in Washington, D.C.

# New York's 24<sup>th</sup> district & Canada

## An integrated economic & security partnership

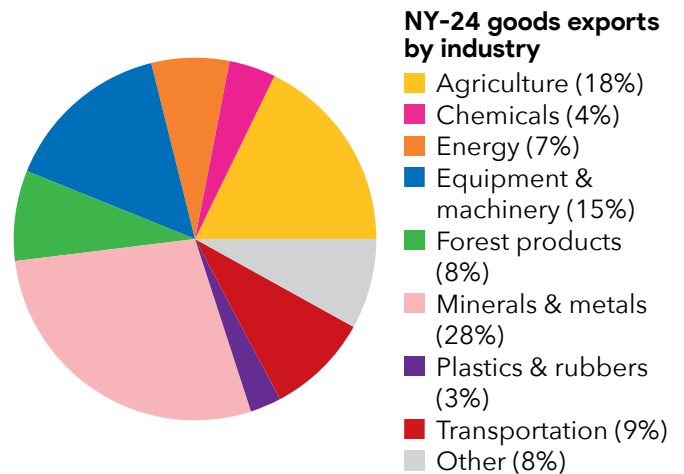
950 people are employed at the 41 Canadian-owned businesses operating in NY-24

### NY-24

**exports \$1.3 billion**  
 in goods to Canada annually

#### Top NY-24 goods exports to Canada

Aluminum.....	\$146 million
Nonferrous metal products.....	\$105 million
Motor Vehicle Parts.....	\$65 million
Oil & Gas.....	\$64 million
Preserves & Specialty Foods.....	\$45 million



### NY-24

**exports \$90 million**  
 in services to Canada annually

#### Top NY-24 services exports to Canada

Travel (including for education).....	\$43 million
Financial services.....	\$27 million
Charges for the use of intellectual property.....	\$8 million
Business services.....	\$6 million
Transport.....	\$3 million

#### Top Canadian-owned businesses in NY-24

- Superior Plus Energy Services
- Ops Public Safety
- First American Equipment
- Trans World Ny Sub
- Tim Hortons
- Seneca Meadows Landfill
- Ranger Design
- Biorem Environmental
- Freeze-Dry Foods
- Nutrien Ag Solutions

#### April 2024

Sources: **Trade Partnership:** Goods exports (2023 data, 3/2024 release) and services exports (2022 data, 1/2024 release), calculated figures, based on U.S. Census Bureau and U.S. Bureau of Economic Analysis data at state and national levels. **Dun & Bradstreet:** Canadian-owned businesses (12/2023 release). Figures may not add up due to rounding. Produced by the Embassy of Canada in Washington, D.C.

# New York's 25<sup>th</sup> district & Canada

## An integrated economic & security partnership

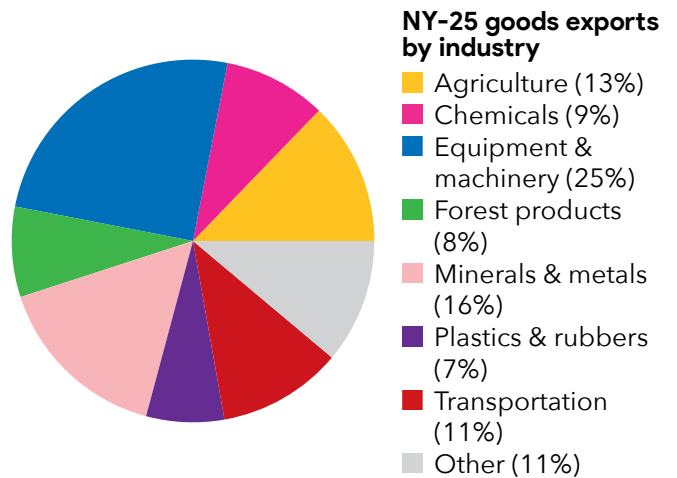
4,660 people are employed at the 79 Canadian-owned businesses operating in NY-25

### NY-25

**exports \$675 million**  
 in goods to Canada annually

#### Top NY-25 goods exports to Canada

Nonferrous metal products.....	\$62 million
Communications Equipment.....	\$47 million
Plastics Products.....	\$45 million
Comm. & Serv. Industry Machinery.....	\$45 million
Preserves & Specialty Foods.....	\$39 million



### NY-25

**exports \$142 million**  
 in services to Canada annually

#### Top NY-25 services exports to Canada

Travel (including for education).....	\$41 million
Business services.....	\$31 million
Financial services.....	\$23 million
Charges for the use of intellectual property.....	\$23 million
Insurance services.....	\$20 million

#### Top Canadian-owned businesses in NY-25

- Carestream Health
- Griffith Holdings
- Bausch + Lomb
- West Publishing Corporation
- Genesee & Wyoming
- Stantec
- Guardsmark
- Intergrow Greenhouses
- Quantum Medical Imaging
- Cascades

**April 2024**

Sources: **Trade Partnership:** Goods exports (2023 data, 3/2024 release) and services exports (2022 data, 1/2024 release), calculated figures, based on U.S. Census Bureau and U.S. Bureau of Economic Analysis data at state and national levels. **Dun & Bradstreet:** Canadian-owned businesses (12/2023 release). Figures may not add up due to rounding. Produced by the Embassy of Canada in Washington, D.C.



# New York's 26<sup>th</sup> district & Canada

## An integrated economic & security partnership

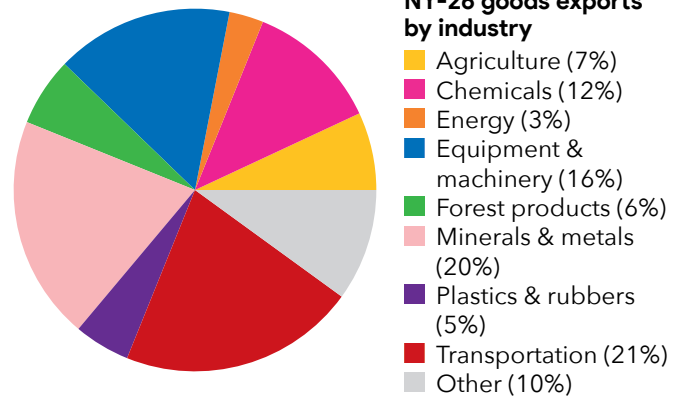
5,660 people are employed at the 169 Canadian-owned businesses operating in NY-26

### NY-26

**exports \$1.1 billion**  
 in goods to Canada annually

#### Top NY-26 goods exports to Canada

■ Motor Vehicle Parts.....	\$105 million
■ Nonferrous metal products.....	\$84 million
■ Basic Chemicals.....	\$80 million
■ Motor Vehicles.....	\$68 million
■ Aluminum.....	\$41 million



### NY-26

**exports \$608 million**  
 in services to Canada annually

#### Top NY-26 services exports to Canada

Transport.....	\$374 million
Financial services.....	\$111 million
Travel (including for education).....	\$64 million
Business services.....	\$21 million
Insurance services.....	\$20 million

#### Top Canadian-owned businesses in NY-26

- Osmose Holdings
- Cascades
- Gerber Collision & Glass
- 819 Virginia
- Armstrong Pumps
- Contract Phrmctcals Ltd Niagara
- CCL Label
- QuadraMed
- Manatron
- Guardsmark

#### April 2024

Sources: **Trade Partnership:** Goods exports (2023 data, 3/2024 release) and services exports (2022 data, 1/2024 release), calculated figures, based on U.S. Census Bureau and U.S. Bureau of Economic Analysis data at state and national levels. **Dun & Bradstreet:** Canadian-owned businesses (12/2023 release). Figures may not add up due to rounding. Produced by the Embassy of Canada in Washington, D.C.

# North Carolina's 1<sup>st</sup> district & Canada

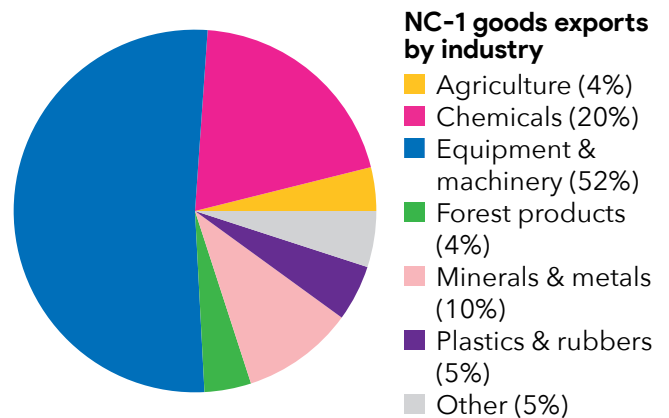
## An integrated economic & security partnership

940 people are employed at the 20 Canadian-owned businesses operating in NC-1

NC-1  
**exports \$749 million**  
 in goods to Canada annually

### Top NC-1 goods exports to Canada

■ Agricultural & construction machinery.....	\$159 million
■ Pharmaceuticals & Medicines.....	\$126 million
■ Engines & turbines.....	\$72 million
■ Rubber Products.....	\$28 million
■ Nonferrous metal products.....	\$22 million



NC-1  
**exports \$83 million**  
 in services to Canada annually

### Top NC-1 services exports to Canada

Financial services.....	\$22 million
Business services.....	\$20 million
Travel (including for education).....	\$19 million
Charges for the use of intellectual property.....	\$14 million
Maintenance & repair services.....	\$3 million

### Top Canadian-owned businesses in NC-1

- Waste Industries
- Circle K
- Nutrien Ag Solutions
- West Fraser
- Linamar
- Airboss of America
- Cold Stone Creamery
- Carolina Coastal Railway
- Rail Link
- Gerber Collision & Glass

**April 2024**

Sources: **Trade Partnership:** Goods exports (2023 data, 3/2024 release) and services exports (2022 data, 1/2024 release), calculated figures, based on U.S. Census Bureau and U.S. Bureau of Economic Analysis data at state and national levels. **Dun & Bradstreet:** Canadian-owned businesses (12/2023 release). Figures may not add up due to rounding. Produced by the Embassy of Canada in Washington, D.C.

# North Carolina's 2<sup>nd</sup> district & Canada

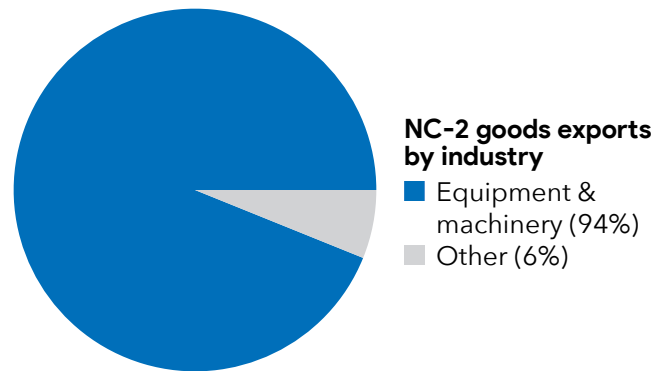
## An integrated economic & security partnership

2,170 people are employed at the 55 Canadian-owned businesses operating in NC-2

NC-2  
**exports \$138 million**  
 in goods to Canada annually

### Top NC-2 goods exports to Canada

■ Computer Equipment.....	\$42 million
■ Navigational & measuring instruments.....	\$31 million
■ Electrical equipment.....	\$25 million
■ Communications Equipment.....	\$24 million
■ Printed Matter & Related Products.....	\$3 million



NC-2  
**exports \$320 million**  
 in services to Canada annually

### Top NC-2 services exports to Canada

Business services.....	\$141 million
Charges for the use of intellectual property.....	\$82 million
Financial services.....	\$44 million
Travel (including for education).....	\$39 million
Telecommunications, computer & information services	\$7 million

### Top Canadian-owned businesses in NC-2

- Santarus
- Waste Industries
- RBC
- Brookfield Properties
- Circle K
- Cantata Technology
- Monolith Corporation
- Gilmore Globl Lgstics Svcs
- Wood Environmental Infrastructure Solutions
- Pantry

**April 2024**

Sources: **Trade Partnership:** Goods exports (2023 data, 3/2024 release) and services exports (2022 data, 1/2024 release), calculated figures, based on U.S. Census Bureau and U.S. Bureau of Economic Analysis data at state and national levels. **Dun & Bradstreet:** Canadian-owned businesses (12/2023 release). Figures may not add up due to rounding. Produced by the Embassy of Canada in Washington, D.C.

# North Carolina's 3<sup>rd</sup> district & Canada

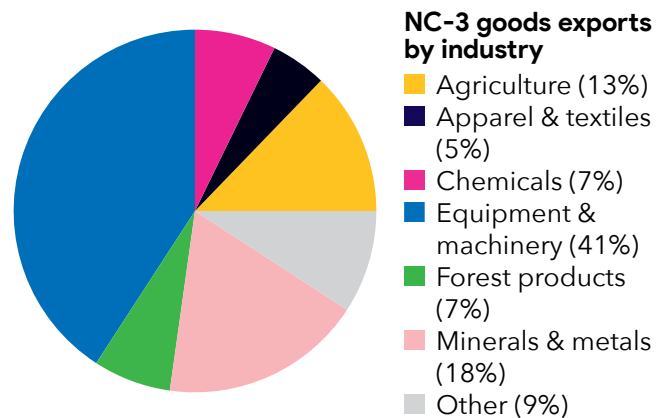
## An integrated economic & security partnership

1,870 people are employed at the 19 Canadian-owned businesses operating in NC-3

NC-3  
**exports \$367 million**  
 in goods to Canada annually

### Top NC-3 goods exports to Canada

■ Agricultural & construction machinery.....	\$36 million
■ Electrical Equipment & Components.....	\$27 million
■ Household Appliances.....	\$27 million
■ Pharmaceuticals & Medicines.....	\$20 million
■ Electrical equipment.....	\$17 million



NC-3  
**exports \$68 million**  
 in services to Canada annually

### Top NC-3 services exports to Canada

Travel (including for education).....	\$25 million
Business services.....	\$22 million
Charges for the use of intellectual property.....	\$9 million
Financial services.....	\$7 million
Maintenance & repair services.....	\$3 million

### Top Canadian-owned businesses in NC-3

- Nutrien Ag Solutions
- Circle K
- Waste Industries
- US Security Associates
- CCL Label
- Spectratex
- Wanchese Fish
- Pcs Phosphate Company
- TForce
- Pamlico Air

April 2024

Sources: **Trade Partnership:** Goods exports (2023 data, 3/2024 release) and services exports (2022 data, 1/2024 release), calculated figures, based on U.S. Census Bureau and U.S. Bureau of Economic Analysis data at state and national levels. **Dun & Bradstreet:** Canadian-owned businesses (12/2023 release). Figures may not add up due to rounding. Produced by the Embassy of Canada in Washington, D.C.

# North Carolina's 4<sup>th</sup> district & Canada

## An integrated economic & security partnership

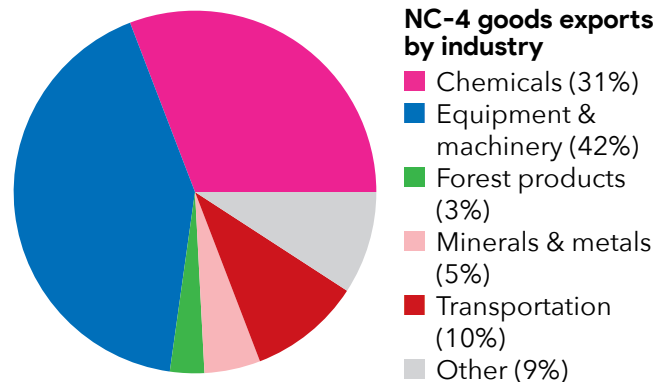
850 people are employed at the 29 Canadian-owned businesses operating in NC-4

### NC-4

**exports \$1.0 billion**  
 in goods to Canada annually

#### Top NC-4 goods exports to Canada

Pharmaceuticals & Medicines.....	\$263 million
Computer Equipment.....	\$260 million
Motor Vehicle Parts.....	\$86 million
Engines & turbines.....	\$27 million
Printed Matter & Related Products.....	\$25 million



### NC-4

**exports \$134 million**  
 in services to Canada annually

#### Top NC-4 services exports to Canada

Charges for the use of intellectual property.....	\$51 million
Business services.....	\$36 million
Travel (including for education).....	\$32 million
Financial services.....	\$7 million
Telecommunications, computer & information services	\$3 million

#### Top Canadian-owned businesses in NC-4

- Circle K
- Waste Industries
- New South Lumber
- Novaflex
- Wesbell Inv Recovery Ltd
- Transloc
- Cpi Usa North Carolina
- Wood Environmental Infrastructure Solutions
- Aldo
- CertaPro Painters

#### April 2024

Sources: **Trade Partnership:** Goods exports (2023 data, 3/2024 release) and services exports (2022 data, 1/2024 release), calculated figures, based on U.S. Census Bureau and U.S. Bureau of Economic Analysis data at state and national levels. **Dun & Bradstreet:** Canadian-owned businesses (12/2023 release). Figures may not add up due to rounding. Produced by the Embassy of Canada in Washington, D.C.

# North Carolina's 5<sup>th</sup> district & Canada

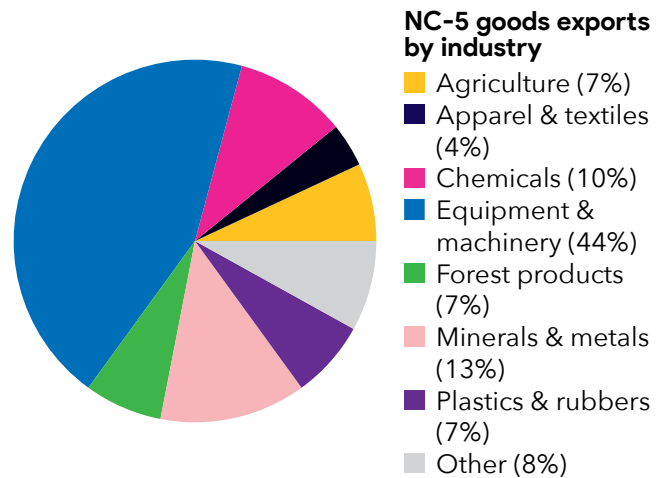
## An integrated economic & security partnership

1,330 people are employed at the 20 Canadian-owned businesses operating in NC-5

NC-5  
**exports \$531 million**  
 in goods to Canada annually

### Top NC-5 goods exports to Canada

■ Agricultural & construction machinery.....	\$96 million
■ Engines & turbines.....	\$63 million
■ Plastics Products.....	\$32 million
■ Pharmaceuticals & Medicines.....	\$26 million
■ Nonferrous metal products.....	\$25 million



NC-5  
**exports \$94 million**  
 in services to Canada annually

### Top NC-5 services exports to Canada

Travel (including for education).....	\$28 million
Financial services.....	\$25 million
Business services.....	\$24 million
Charges for the use of intellectual property.....	\$10 million
Maintenance & repair services.....	\$3 million

### Top Canadian-owned businesses in NC-5

- Inmar
- Trivium Packaging
- Stantec
- Circle K
- Bombardier Recreational Products
- Carolina North Granite
- Olon Industries
- AtkinsRéalis
- Nutrien Ag Solutions
- Trans World Ny Sub

April 2024

Sources: **Trade Partnership:** Goods exports (2023 data, 3/2024 release) and services exports (2022 data, 1/2024 release), calculated figures, based on U.S. Census Bureau and U.S. Bureau of Economic Analysis data at state and national levels. **Dun & Bradstreet:** Canadian-owned businesses (12/2023 release). Figures may not add up due to rounding. Produced by the Embassy of Canada in Washington, D.C.

# North Carolina's 6<sup>th</sup> district & Canada

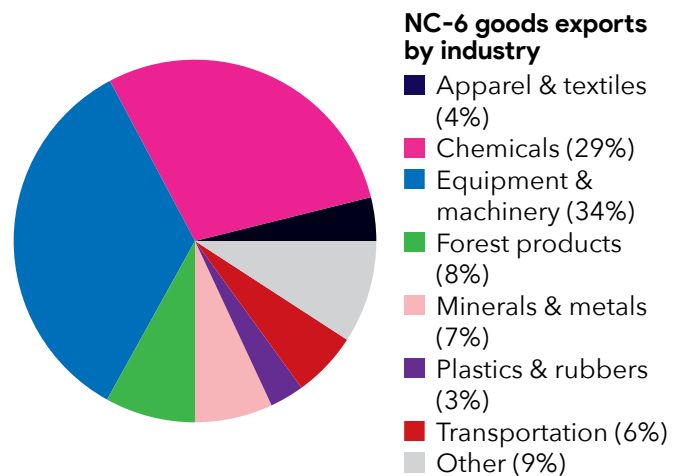
## An integrated economic & security partnership

1,590 people are employed at the 40 Canadian-owned businesses operating in NC-6

NC-6  
**exports \$642 million**  
 in goods to Canada annually

### Top NC-6 goods exports to Canada

■ Soaps, Cleaning Agents & Toiletries.....	\$79 million
■ Electrical Equipment & Components.....	\$51 million
■ Agricultural & construction machinery.....	\$36 million
■ Basic Chemicals.....	\$33 million
■ Converted Paper Products.....	\$25 million



NC-6  
**exports \$117 million**  
 in services to Canada annually

### Top NC-6 services exports to Canada

Business services.....	\$42 million
Travel (including for education).....	\$31 million
Charges for the use of intellectual property.....	\$18 million
Financial services.....	\$14 million
Transport.....	\$5 million

### Top Canadian-owned businesses in NC-6

- Bausch + Lomb
- North State Flexibles
- Gildan
- Banknote Corp America
- Circle K
- Waste Industries
- TForce
- US Security Associates
- Guardsmark
- Magnussen Home Furnishings

**April 2024**

Sources: **Trade Partnership:** Goods exports (2023 data, 3/2024 release) and services exports (2022 data, 1/2024 release), calculated figures, based on U.S. Census Bureau and U.S. Bureau of Economic Analysis data at state and national levels. **Dun & Bradstreet:** Canadian-owned businesses (12/2023 release). Figures may not add up due to rounding. Produced by the Embassy of Canada in Washington, D.C.

# North Carolina's 7<sup>th</sup> district & Canada

## An integrated economic & security partnership

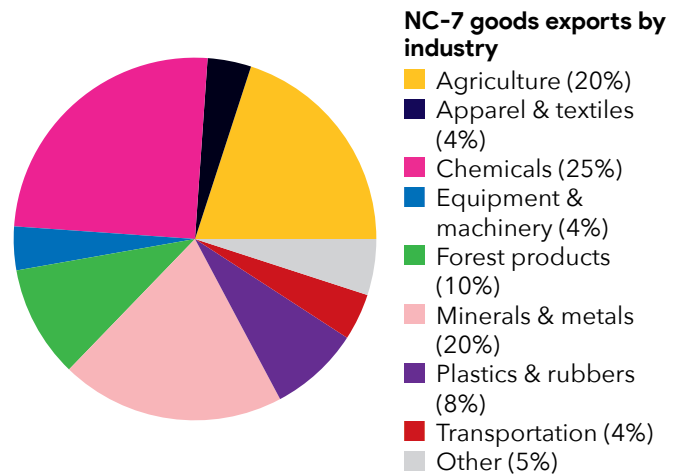
1,340 people are employed at the 27 Canadian-owned businesses operating in NC-7

### NC-7

**exports \$247 million**  
 in goods to Canada annually

#### Top NC-7 goods exports to Canada

Basic Chemicals.....	\$34 million
Meat Products.....	\$16 million
Rubber Products.....	\$13 million
Nonferrous metal products.....	\$11 million
Pulp & Paperboard Mill Products.....	\$11 million



### NC-7

**exports \$86 million**  
 in services to Canada annually

#### Top NC-7 services exports to Canada

Travel (including for education).....	\$31 million
Business services.....	\$21 million
Financial services.....	\$17 million
Charges for the use of intellectual property.....	\$13 million
Maintenance & repair services.....	\$2 million

#### Top Canadian-owned businesses in NC-7

- Gildan
- Circle K
- Dubose Transportation Services
- Waste Industries
- Agrium
- Spectratex
- Cpi Usa North Carolina
- Great Atlantic News
- Bast Fibre Tech
- Nutrien Ag Solutions

**April 2024**

Sources: **Trade Partnership:** Goods exports (2023 data, 3/2024 release) and services exports (2022 data, 1/2024 release), calculated figures, based on U.S. Census Bureau and U.S. Bureau of Economic Analysis data at state and national levels. **Dun & Bradstreet:** Canadian-owned businesses (12/2023 release). Figures may not add up due to rounding. Produced by the Embassy of Canada in Washington, D.C.



# North Carolina's 8<sup>th</sup> district & Canada

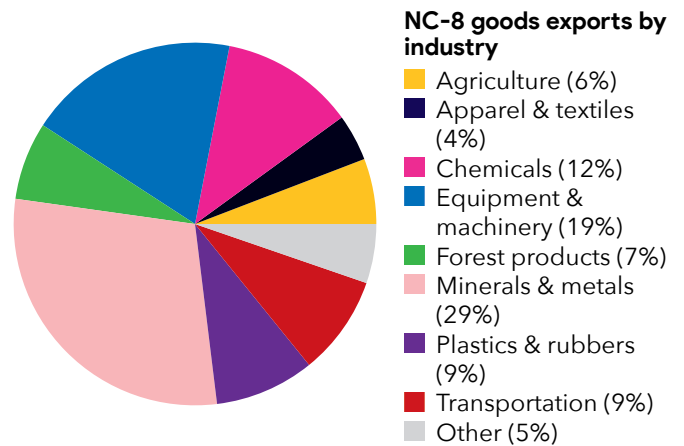
## An integrated economic & security partnership

1,040 people are employed at the 29 Canadian-owned businesses operating in NC-8

NC-8  
**exports \$597 million**  
 in goods to Canada annually

### Top NC-8 goods exports to Canada

Nonferrous metal products.....	\$64 million
Iron, steel & ferroalloys.....	\$56 million
Agricultural & construction machinery.....	\$55 million
Pharmaceuticals & Medicines.....	\$35 million
Plastics Products.....	\$33 million



NC-8  
**exports \$45 million**  
 in services to Canada annually

### Top NC-8 services exports to Canada

Travel (including for education).....	\$18 million
Business services.....	\$10 million
Charges for the use of intellectual property.....	\$7 million
Financial services.....	\$5 million
Maintenance & repair services.....	\$3 million

### Top Canadian-owned businesses in NC-8

- Transcontinental
- Saputo Cheese
- Circle K
- Filspecusa
- Longworth Industries
- Advanced Construction Techniques
- Waste Connections
- Cube Hydro
- Imaflex Usa
- Cascades

**April 2024**

Sources: **Trade Partnership:** Goods exports (2023 data, 3/2024 release) and services exports (2022 data, 1/2024 release), calculated figures, based on U.S. Census Bureau and U.S. Bureau of Economic Analysis data at state and national levels. **Dun & Bradstreet:** Canadian-owned businesses (12/2023 release). Figures may not add up due to rounding. Produced by the Embassy of Canada in Washington, D.C.

# North Carolina's 9<sup>th</sup> district & Canada

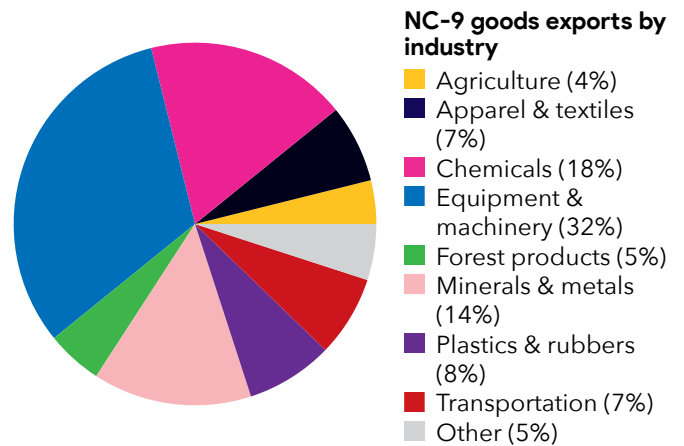
## An integrated economic & security partnership

790 people are employed at the 20 Canadian-owned businesses operating in NC-9

NC-9  
**exports \$510 million**  
 in goods to Canada annually

### Top NC-9 goods exports to Canada

■ Agricultural & construction machinery.....	\$64 million
■ Pharmaceuticals & Medicines.....	\$40 million
■ Plastics Products.....	\$30 million
■ Electrical Equipment & Components.....	\$25 million
■ Resins & Synthetic Fibers.....	\$21 million



NC-9  
**exports \$66 million**  
 in services to Canada annually

### Top NC-9 services exports to Canada

Business services.....	\$24 million
Travel (including for education).....	\$23 million
Charges for the use of intellectual property.....	\$10 million
Financial services.....	\$6 million
Maintenance & repair services.....	\$2 million

### Top Canadian-owned businesses in NC-9

- Circle K
- CGI
- Frontier Yarns
- Flair Designs
- Trans World Ny Sub
- Nutrien Ag Solutions
- Longworth Industries
- Gerber Collision & Glass
- Imaflex Usa
- Atlantic Wstn Rlwy Ltd Partn

**April 2024**

Sources: **Trade Partnership:** Goods exports (2023 data, 3/2024 release) and services exports (2022 data, 1/2024 release), calculated figures, based on U.S. Census Bureau and U.S. Bureau of Economic Analysis data at state and national levels. **Dun & Bradstreet:** Canadian-owned businesses (12/2023 release). Figures may not add up due to rounding. Produced by the Embassy of Canada in Washington, D.C.

# North Carolina's 10<sup>th</sup> district & Canada

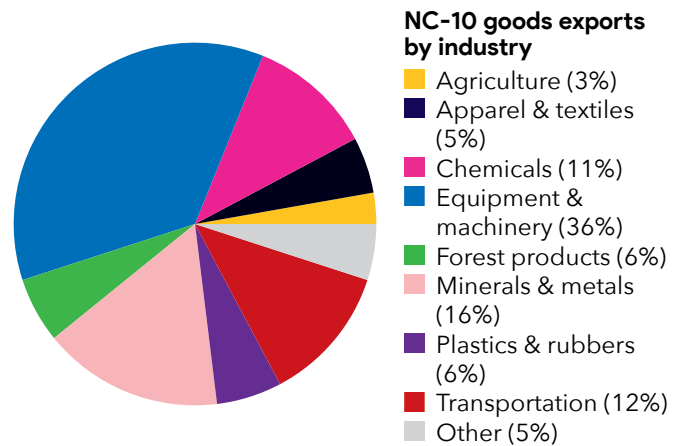
## An integrated economic & security partnership

830 people are employed at the 30 Canadian-owned businesses operating in NC-10

NC-10  
**exports \$1.0 billion**  
 in goods to Canada annually

### Top NC-10 goods exports to Canada

■ Electrical Equipment & Components.....	\$122 million
■ Engines & turbines.....	\$72 million
■ Motor Vehicle Parts.....	\$68 million
■ Plastics Products.....	\$57 million
■ Nonferrous metal products.....	\$45 million



NC-10  
**exports \$72 million**  
 in services to Canada annually

### Top NC-10 services exports to Canada

Travel (including for education).....	\$29 million
Business services.....	\$20 million
Charges for the use of intellectual property.....	\$12 million
Financial services.....	\$6 million
Maintenance & repair services.....	\$2 million

### Top Canadian-owned businesses in NC-10

- Gildan
- Circle K
- Iqmetrix
- Liburdi
- TForce
- Enerphase Indus Solutions
- Blachford
- True2Form Collision Repair Centers
- Gerber Collision & Glass
- Nutrien Ag Solutions

**April 2024**

Sources: **Trade Partnership:** Goods exports (2023 data, 3/2024 release) and services exports (2022 data, 1/2024 release), calculated figures, based on U.S. Census Bureau and U.S. Bureau of Economic Analysis data at state and national levels. **Dun & Bradstreet:** Canadian-owned businesses (12/2023 release). Figures may not add up due to rounding. Produced by the Embassy of Canada in Washington, D.C.

# North Carolina's 11<sup>th</sup> district & Canada

## An integrated economic & security partnership

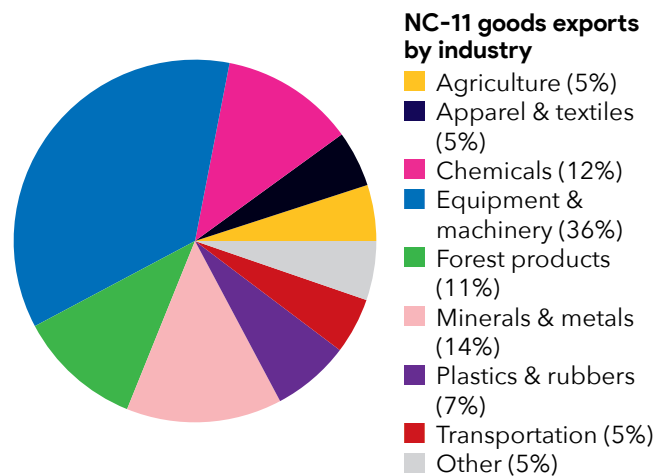
1,400 people are employed at the 25 Canadian-owned businesses operating in NC-11

### NC-11

**exports \$532 million**  
 in goods to Canada annually

#### Top NC-11 goods exports to Canada

■ Electrical equipment.....	\$55 million
■ Agricultural & construction machinery.....	\$54 million
■ Iron, steel & ferroalloys.....	\$34 million
■ Plastics Products.....	\$32 million
■ Pulp & Paperboard Mill Products.....	\$28 million



### NC-11

**exports \$81 million**  
 in services to Canada annually

#### Top NC-11 services exports to Canada

Travel (including for education).....	\$34 million
Business services.....	\$22 million
Charges for the use of intellectual property.....	\$13 million
Financial services.....	\$8 million
Maintenance & repair services.....	\$2 million

#### Top Canadian-owned businesses in NC-11

- Linamar
- Gildan
- Cvmr (Usa)
- Bombardier Recreational Products
- Allied Universal
- TD Bank NA
- Popeyes Louisiana Kitchen
- Birthright
- American Pride
- Circle K

**April 2024**

Sources: **Trade Partnership:** Goods exports (2023 data, 3/2024 release) and services exports (2022 data, 1/2024 release), calculated figures, based on U.S. Census Bureau and U.S. Bureau of Economic Analysis data at state and national levels. **Dun & Bradstreet:** Canadian-owned businesses (12/2023 release). Figures may not add up due to rounding. Produced by the Embassy of Canada in Washington, D.C.

# North Carolina's 12<sup>th</sup> district & Canada

## An integrated economic & security partnership

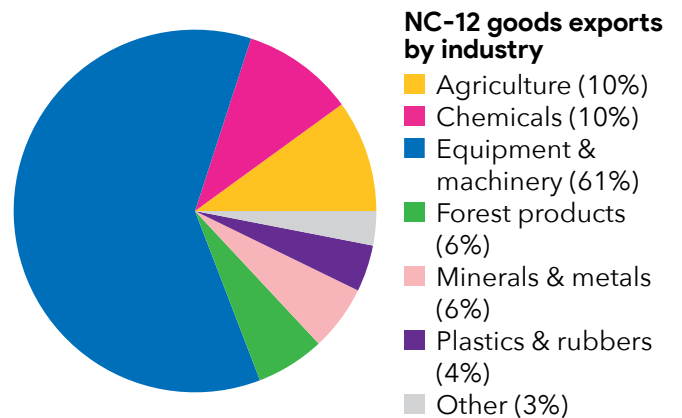
1,420 people are employed at the 44 Canadian-owned businesses operating in NC-12

### NC-12

**exports \$277 million**  
 in goods to Canada annually

#### Top NC-12 goods exports to Canada

Engines & turbines.....	\$97 million
Household Appliances.....	\$28 million
Printed Matter & Related Products.....	\$11 million
Plastics Products.....	\$10 million
Basic Chemicals.....	\$10 million



### NC-12

**exports \$192 million**  
 in services to Canada annually

#### Top NC-12 services exports to Canada

Financial services.....	\$71 million
Business services.....	\$51 million
Travel (including for education).....	\$33 million
Charges for the use of intellectual property.....	\$26 million
Maintenance & repair services.....	\$4 million

#### Top Canadian-owned businesses in NC-12

- TForce
- Circle K
- Celestica
- Waste Industries
- Independent Power
- Allied Universal
- Guardsmark
- Mitel
- Trans World Ny Sub
- Wood Environmental Infrastructure Solutions

April 2024

Sources: **Trade Partnership:** Goods exports (2023 data, 3/2024 release) and services exports (2022 data, 1/2024 release), calculated figures, based on U.S. Census Bureau and U.S. Bureau of Economic Analysis data at state and national levels. **Dun & Bradstreet:** Canadian-owned businesses (12/2023 release). Figures may not add up due to rounding. Produced by the Embassy of Canada in Washington, D.C.

# North Carolina's 13<sup>th</sup> district & Canada

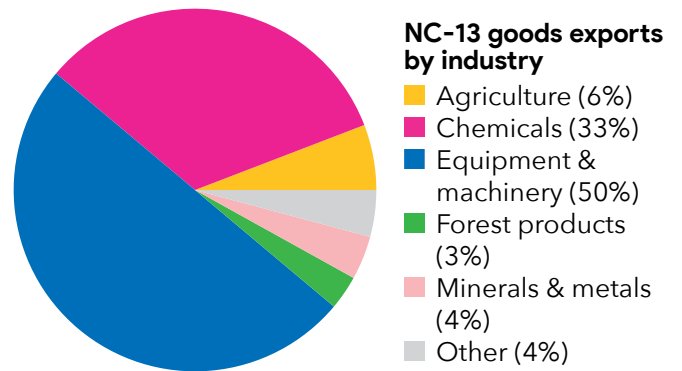
## An integrated economic & security partnership

1,530 people are employed at the 27 Canadian-owned businesses operating in NC-13

NC-13  
**exports \$312 million**  
 in goods to Canada annually

### Top NC-13 goods exports to Canada

■ Pharmaceuticals & Medicines.....	\$101 million
■ Engines & turbines.....	\$42 million
■ Agricultural & construction machinery.....	\$41 million
■ Electrical equipment.....	\$17 million
■ HVAC & Refrigeration Equipment.....	\$11 million



NC-13  
**exports \$99 million**  
 in services to Canada annually

### Top NC-13 services exports to Canada

Business services.....	\$37 million
Charges for the use of intellectual property.....	\$24 million
Travel (including for education).....	\$21 million
Financial services.....	\$11 million
Telecommunications, computer & information services	\$2 million

### Top Canadian-owned businesses in NC-13

- RBC
- Circle K
- Waste Industries
- Stantec
- Checkpoint Systems
- True2Form Collision Repair Centers
- Research Triangle Commerce
- WSP USA
- Nutrien Ag Solutions
- Mitel

**April 2024**

Sources: **Trade Partnership:** Goods exports (2023 data, 3/2024 release) and services exports (2022 data, 1/2024 release), calculated figures, based on U.S. Census Bureau and U.S. Bureau of Economic Analysis data at state and national levels. **Dun & Bradstreet:** Canadian-owned businesses (12/2023 release). Figures may not add up due to rounding. Produced by the Embassy of Canada in Washington, D.C.

# North Carolina's 14<sup>th</sup> district & Canada

## An integrated economic & security partnership

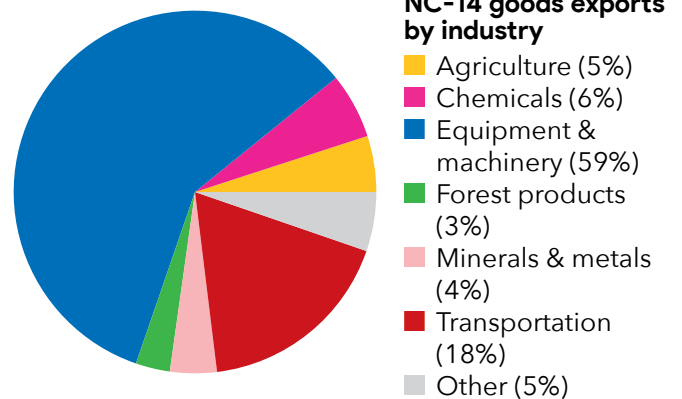
7,070 people are employed at the 59 Canadian-owned businesses operating in NC-14

### NC-14

**exports \$785 million**  
 in goods to Canada annually

#### Top NC-14 goods exports to Canada

■ Engines & turbines.....	\$339 million
■ Motor Vehicle Parts.....	\$82 million
■ Motor Vehicles.....	\$44 million
■ Pharmaceuticals & Medicines.....	\$23 million
■ Printed Matter & Related Products.....	\$23 million



### NC-14

**exports \$432 million**  
 in services to Canada annually

#### Top NC-14 services exports to Canada

Financial services.....	\$200 million
Business services.....	\$98 million
Charges for the use of intellectual property.....	\$51 million
Transport.....	\$34 million
Travel (including for education).....	\$32 million

#### Top Canadian-owned businesses in NC-14

- Spectra Energy
- Magnolia Wash Holdings
- Allied Universal
- Circle K
- Transcontinental
- CCL Label
- Checkpoint Systems
- US Security Associates
- Integration Point
- Wood Environmental Infrastructure Solutions

#### April 2024

Sources: **Trade Partnership:** Goods exports (2023 data, 3/2024 release) and services exports (2022 data, 1/2024 release), calculated figures, based on U.S. Census Bureau and U.S. Bureau of Economic Analysis data at state and national levels. **Dun & Bradstreet:** Canadian-owned businesses (12/2023 release). Figures may not add up due to rounding. Produced by the Embassy of Canada in Washington, D.C.

# Ohio's 1<sup>st</sup> district & Canada

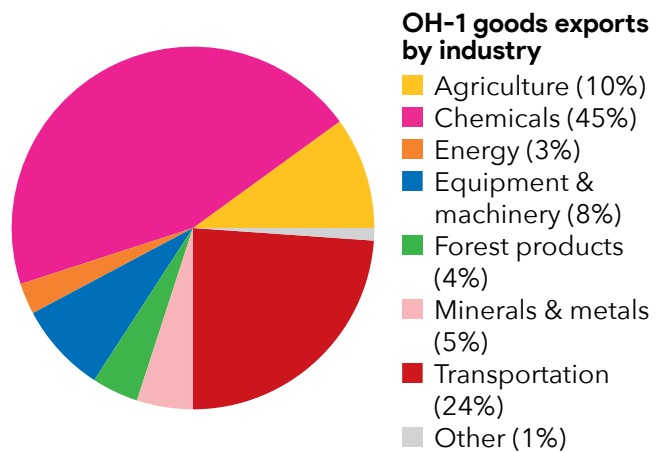
## An integrated economic & security partnership

910 people are employed at the 35 Canadian-owned businesses operating in OH-1

OH-1  
**exports \$1.4 billion**  
 in goods to Canada annually

### Top OH-1 goods exports to Canada

■ Soaps, Cleaning Agents & Toiletries.....	\$532 million
■ Motor Vehicle Parts.....	\$165 million
■ Aerospace products & parts.....	\$157 million
■ Pharmaceuticals & Medicines.....	\$53 million
■ Basic Chemicals.....	\$47 million



OH-1  
**exports \$222 million**  
 in services to Canada annually

### Top OH-1 services exports to Canada

Financial services.....	\$81 million
Business services.....	\$48 million
Travel (including for education).....	\$27 million
Charges for the use of intellectual property.....	\$26 million
Insurance services.....	\$19 million

### Top Canadian-owned businesses in OH-1

- GRC
- Engineering ExclInce Nat Acnts
- Stantec
- Trans World Ny Sub
- Mac's Convenience Stores
- RBC
- Indiana & Ohio Railroad
- IKO
- Wood Environmental Infrastructure Solutions
- Texas Eastern Transmission

**April 2024**

Sources: **Trade Partnership:** Goods exports (2023 data, 3/2024 release) and services exports (2022 data, 1/2024 release), calculated figures, based on U.S. Census Bureau and U.S. Bureau of Economic Analysis data at state and national levels. **Dun & Bradstreet:** Canadian-owned businesses (12/2023 release). Figures may not add up due to rounding. Produced by the Embassy of Canada in Washington, D.C.



# Ohio's 2<sup>nd</sup> district & Canada

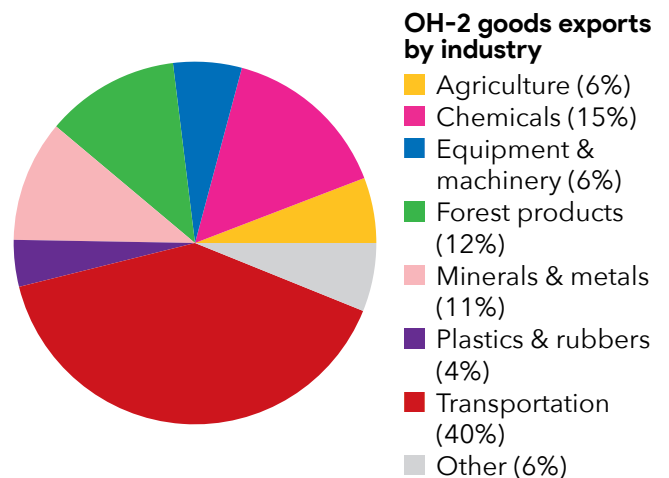
## An integrated economic & security partnership

350 people are employed at the 22 Canadian-owned businesses operating in OH-2

OH-2  
**exports \$893 million**  
 in goods to Canada annually

### Top OH-2 goods exports to Canada

■ Motor Vehicles.....	\$144 million
■ Motor Vehicle Parts.....	\$142 million
■ Resins & Synthetic Fibers.....	\$82 million
■ Converted Paper Products.....	\$57 million
■ Motor Vehicle Bodies & Trailers.....	\$46 million



OH-2  
**exports \$52 million**  
 in services to Canada annually

### Top OH-2 services exports to Canada

Financial services.....	\$21 million
Travel (including for education).....	\$11 million
Business services.....	\$7 million
Charges for the use of intellectual property.....	\$5 million
Transport.....	\$3 million

### Top Canadian-owned businesses in OH-2

- Nutrien Ag Solutions
- Spectra Energy
- Pointclickcare
- Trans World Ny Sub
- Mac's Convenience Stores
- Columbia Energy
- Texas Eastern Transmission
- Gerber Collision & Glass
- RailAmerica
- Eagle Creek

April 2024

Sources: **Trade Partnership:** Goods exports (2023 data, 3/2024 release) and services exports (2022 data, 1/2024 release), calculated figures, based on U.S. Census Bureau and U.S. Bureau of Economic Analysis data at state and national levels. **Dun & Bradstreet:** Canadian-owned businesses (12/2023 release). Figures may not add up due to rounding. Produced by the Embassy of Canada in Washington, D.C.

# Ohio's 3<sup>rd</sup> district & Canada

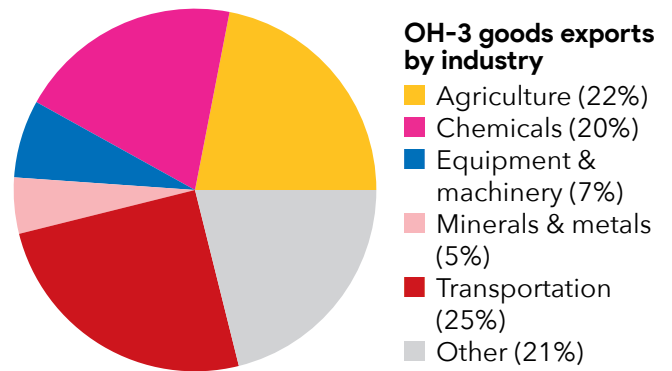
## An integrated economic & security partnership

1,090 people are employed at the 39 Canadian-owned businesses operating in OH-3

OH-3  
**exports \$354 million**  
 in goods to Canada annually

### Top OH-3 goods exports to Canada

■ Motor Vehicle Parts.....	\$88 million
■ Pharmaceuticals & Medicines.....	\$50 million
■ Tobacco Products.....	\$29 million
■ Paints, Coatings & Adhesives.....	\$22 million
■ Grain & Oilseed Milling Products.....	\$15 million



OH-3  
**exports \$248 million**  
 in services to Canada annually

### Top OH-3 services exports to Canada

Financial services.....	\$104 million
Business services.....	\$41 million
Insurance services.....	\$35 million
Travel (including for education).....	\$28 million
Charges for the use of intellectual property.....	\$23 million

### Top Canadian-owned businesses in OH-3

- Norse Dairy Systems
- Bombardier
- Mac's Convenience Stores
- Interbake Foods
- Stantec
- Trans World Ny Sub
- BSREP II
- Johnson Controls
- Premier Salons
- Gerber Collision & Glass

**April 2024**

Sources: **Trade Partnership:** Goods exports (2023 data, 3/2024 release) and services exports (2022 data, 1/2024 release), calculated figures, based on U.S. Census Bureau and U.S. Bureau of Economic Analysis data at state and national levels. **Dun & Bradstreet:** Canadian-owned businesses (12/2023 release). Figures may not add up due to rounding. Produced by the Embassy of Canada in Washington, D.C.

# Ohio's 4<sup>th</sup> district & Canada

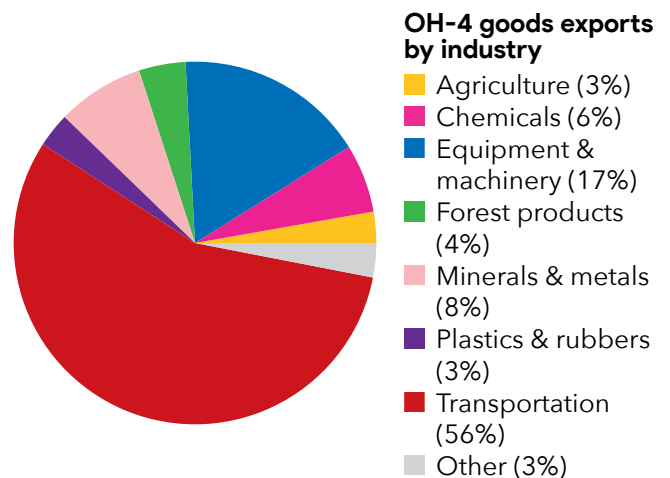
## An integrated economic & security partnership

1,710 people are employed at the 32 Canadian-owned businesses operating in OH-4

OH-4  
**exports \$3.1 billion**  
 in goods to Canada annually

### Top OH-4 goods exports to Canada

■ Motor Vehicles.....	\$726 million
■ Motor Vehicle Parts.....	\$693 million
■ Motor Vehicle Bodies & Trailers.....	\$248 million
■ Iron, steel & ferroalloys.....	\$102 million
■ Converted Paper Products.....	\$101 million



OH-4  
**exports \$67 million**  
 in services to Canada annually

### Top OH-4 services exports to Canada

Financial services.....	\$20 million
Business services.....	\$15 million
Travel (including for education).....	\$14 million
Charges for the use of intellectual property.....	\$12 million
Insurance services.....	\$3 million

### Top Canadian-owned businesses in OH-4

- ATS
- Aftermarket Parts Company
- Lima Refining
- Mac's Convenience Stores
- Mr Box
- Nutrien Ag Solutions
- Colliers International
- Columbia Energy
- Guardsmark
- Trans World Ny Sub

April 2024

Sources: **Trade Partnership:** Goods exports (2023 data, 3/2024 release) and services exports (2022 data, 1/2024 release), calculated figures, based on U.S. Census Bureau and U.S. Bureau of Economic Analysis data at state and national levels. **Dun & Bradstreet:** Canadian-owned businesses (12/2023 release). Figures may not add up due to rounding. Produced by the Embassy of Canada in Washington, D.C.

# Ohio's 5<sup>th</sup> district & Canada

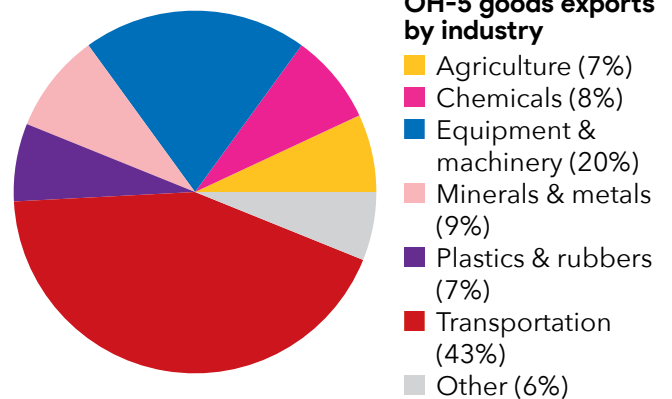
## An integrated economic & security partnership

1,620 people are employed at the 19 Canadian-owned businesses operating in OH-5

OH-5  
**exports \$2.5 billion**  
 in goods to Canada annually

### Top OH-5 goods exports to Canada

■ Motor Vehicle Parts.....	\$552 million
■ Motor Vehicles.....	\$373 million
■ Agricultural & construction machinery.....	\$97 million
■ Household Appliances.....	\$97 million
■ Rubber Products.....	\$94 million



OH-5  
**exports \$50 million**  
 in services to Canada annually

### Top OH-5 services exports to Canada

Financial services.....	\$17 million
Travel (including for education).....	\$14 million
Charges for the use of intellectual property.....	\$9 million
Business services.....	\$6 million
Maintenance & repair services.....	\$3 million

### Top Canadian-owned businesses in OH-5

- Vehtek Systems
- Magna Seating
- Dorel
- Mac's Convenience Stores
- Nutrien Ag Solutions
- Trans World Ny Sub
- Danby Products
- Magna International
- Birthright
- BSREP II

April 2024

Sources: **Trade Partnership:** Goods exports (2023 data, 3/2024 release) and services exports (2022 data, 1/2024 release), calculated figures, based on U.S. Census Bureau and U.S. Bureau of Economic Analysis data at state and national levels. **Dun & Bradstreet:** Canadian-owned businesses (12/2023 release). Figures may not add up due to rounding. Produced by the Embassy of Canada in Washington, D.C.

# Ohio's 6<sup>th</sup> district & Canada

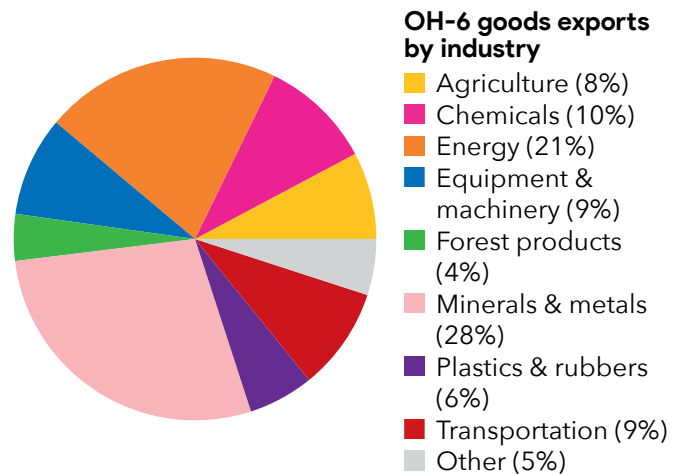
## An integrated economic & security partnership

1,210 people are employed at the 27 Canadian-owned businesses operating in OH-6

OH-6  
**exports \$1.2 billion**  
 in goods to Canada annually

### Top OH-6 goods exports to Canada

Coal & Petroleum Gases.....	\$188 million
Iron, steel & ferroalloys.....	\$117 million
Resins & Synthetic Fibers.....	\$79 million
Aluminum.....	\$67 million
Motor Vehicle Bodies & Trailers.....	\$64 million



OH-6  
**exports \$52 million**  
 in services to Canada annually

### Top OH-6 services exports to Canada

Financial services.....	\$20 million
Travel (including for education).....	\$15 million
Business services.....	\$6 million
Charges for the use of intellectual property.....	\$6 million
Maintenance & repair services.....	\$3 million

### Top Canadian-owned businesses in OH-6

- Trivium Packaging
- Mac's Convenience Stores
- Ohio Central Railroad
- Ysd Industries
- Columbia Energy
- A J Weigand
- Stantec
- Premier Salons
- Spectra Energy
- True2Form Collision Repair Centers

April 2024

Sources: **Trade Partnership:** Goods exports (2023 data, 3/2024 release) and services exports (2022 data, 1/2024 release), calculated figures, based on U.S. Census Bureau and U.S. Bureau of Economic Analysis data at state and national levels. **Dun & Bradstreet:** Canadian-owned businesses (12/2023 release). Figures may not add up due to rounding. Produced by the Embassy of Canada in Washington, D.C.

# Ohio's 7<sup>th</sup> district & Canada

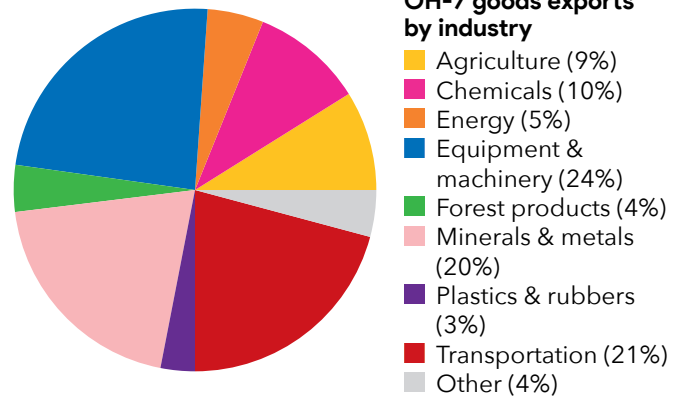
## An integrated economic & security partnership

1,530 people are employed at the 52 Canadian-owned businesses operating in OH-7

OH-7  
**exports \$1.3 billion**  
 in goods to Canada annually

### Top OH-7 goods exports to Canada

■ Motor Vehicle Parts.....	\$113 million
■ Iron, steel & ferroalloys.....	\$102 million
■ Motor Vehicle Bodies & Trailers.....	\$69 million
■ Motor Vehicles.....	\$67 million
■ Petroleum & coal products.....	\$59 million



OH-7  
**exports \$948 million**  
 in services to Canada annually

### Top OH-7 services exports to Canada

Transport.....	\$800 million
Financial services.....	\$57 million
Business services.....	\$24 million
Travel (including for education).....	\$22 million
Insurance services.....	\$19 million

### Top Canadian-owned businesses in OH-7

- CCL Label
- Fenetech
- CSA America
- Mac's Convenience Stores
- Unilock
- Blair Rubber
- COMS Interactive
- Héroux-Devtek
- APPH
- Johnson Controls

**April 2024**

Sources: **Trade Partnership:** Goods exports (2023 data, 3/2024 release) and services exports (2022 data, 1/2024 release), calculated figures, based on U.S. Census Bureau and U.S. Bureau of Economic Analysis data at state and national levels. **Dun & Bradstreet:** Canadian-owned businesses (12/2023 release). Figures may not add up due to rounding. Produced by the Embassy of Canada in Washington, D.C.

# Ohio's 8<sup>th</sup> district & Canada

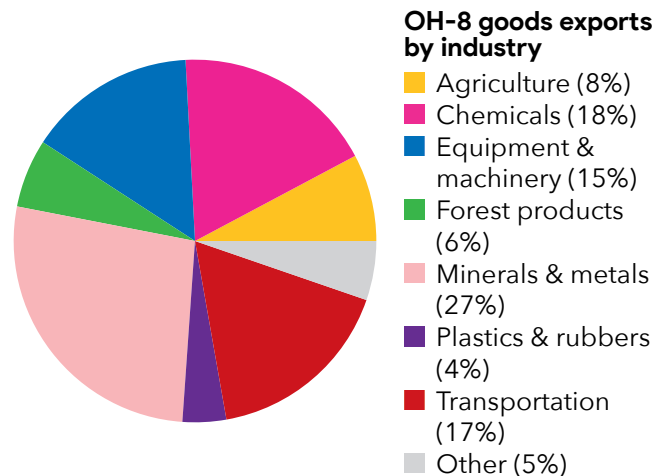
## An integrated economic & security partnership

1,680 people are employed at the 38 Canadian-owned businesses operating in OH-8

OH-8  
**exports \$1.4 billion**  
 in goods to Canada annually

### Top OH-8 goods exports to Canada

Iron, steel & ferroalloys.....	\$311 million
Soaps, Cleaning Agents & Toiletries.....	\$176 million
Aerospace products & parts.....	\$138 million
Converted Paper Products.....	\$75 million
Plastics Products.....	\$55 million



OH-8  
**exports \$96 million**  
 in services to Canada annually

### Top OH-8 services exports to Canada

Financial services.....	\$36 million
Business services.....	\$16 million
Travel (including for education).....	\$15 million
Insurance services.....	\$14 million
Charges for the use of intellectual property.....	\$12 million

### Top Canadian-owned businesses in OH-8

- Allied Universal
- Guardsmark
- Indiana & Ohio Railroad
- Dubois Chemicals
- Galaxy Associates
- Magellan Aerospace
- Green City Demolition
- Mac's Convenience Stores
- US Security Associates
- Ads Manufacturing Ohio

April 2024

Sources: **Trade Partnership:** Goods exports (2023 data, 3/2024 release) and services exports (2022 data, 1/2024 release), calculated figures, based on U.S. Census Bureau and U.S. Bureau of Economic Analysis data at state and national levels. **Dun & Bradstreet:** Canadian-owned businesses (12/2023 release). Figures may not add up due to rounding. Produced by the Embassy of Canada in Washington, D.C.

# Ohio's 9<sup>th</sup> district & Canada

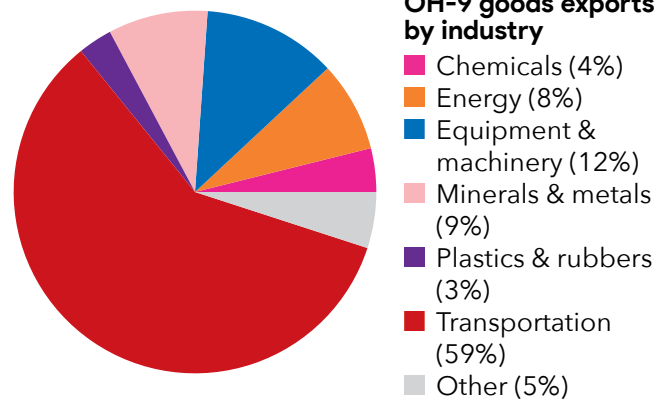
## An integrated economic & security partnership

1,920 people are employed at the 33 Canadian-owned businesses operating in OH-9

OH-9  
**exports \$2.4 billion**  
 in goods to Canada annually

### Top OH-9 goods exports to Canada

■ Motor Vehicle Parts.....	\$658 million
■ Motor Vehicles.....	\$612 million
■ Petroleum & coal products.....	\$182 million
■ Household Appliances.....	\$150 million
■ Motor Vehicle Bodies & Trailers.....	\$113 million



OH-9  
**exports \$82 million**  
 in services to Canada annually

### Top OH-9 services exports to Canada

Travel (including for education).....	\$21 million
Financial services.....	\$19 million
Transport.....	\$17 million
Business services.....	\$11 million
Charges for the use of intellectual property.....	\$9 million

### Top Canadian-owned businesses in OH-9

- Linamar
- Norplas Industries
- Woodbridge
- NAPOLEON/LYNX
- Encore Industries
- MATCOR
- Decoma International
- Mac's Convenience Stores
- Samuel, Son & Co
- Magna International

**April 2024**

Sources: **Trade Partnership:** Goods exports (2023 data, 3/2024 release) and services exports (2022 data, 1/2024 release), calculated figures, based on U.S. Census Bureau and U.S. Bureau of Economic Analysis data at state and national levels. **Dun & Bradstreet:** Canadian-owned businesses (12/2023 release). Figures may not add up due to rounding. Produced by the Embassy of Canada in Washington, D.C.



# Ohio's 10<sup>th</sup> district & Canada

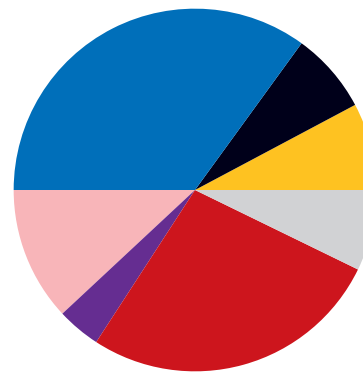
## An integrated economic & security partnership

1,690 people are employed at the 35 Canadian-owned businesses operating in OH-10

OH-10  
**exports \$766 million**  
 in goods to Canada annually

### Top OH-10 goods exports to Canada

■ Motor Vehicles.....	\$119 million
■ Engines & turbines.....	\$73 million
■ Aerospace products & parts.....	\$48 million
■ Apparel.....	\$47 million
■ Computer Equipment.....	\$45 million



**OH-10 goods exports by industry**

- Agriculture (8%)
- Apparel & textiles (7%)
- Equipment & machinery (35%)
- Minerals & metals (12%)
- Plastics & rubbers (4%)
- Transportation (27%)
- Other (7%)

OH-10  
**exports \$107 million**  
 in services to Canada annually

### Top OH-10 services exports to Canada

Financial services.....	\$35 million
Travel (including for education).....	\$23 million
Business services.....	\$19 million
Charges for the use of intellectual property.....	\$16 million
Insurance services.....	\$9 million

### Top Canadian-owned businesses in OH-10

- Dayton Superior
- Transcontinental
- US Security Associates
- Checkpoint Systems
- Manatron
- Héroux-Devtek
- Shore To Shore
- Mac's Convenience Stores
- Mancor
- Tim Hortons

**April 2024**

Sources: **Trade Partnership:** Goods exports (2023 data, 3/2024 release) and services exports (2022 data, 1/2024 release), calculated figures, based on U.S. Census Bureau and U.S. Bureau of Economic Analysis data at state and national levels. **Dun & Bradstreet:** Canadian-owned businesses (12/2023 release). Figures may not add up due to rounding. Produced by the Embassy of Canada in Washington, D.C.

# Ohio's 11<sup>th</sup> district & Canada

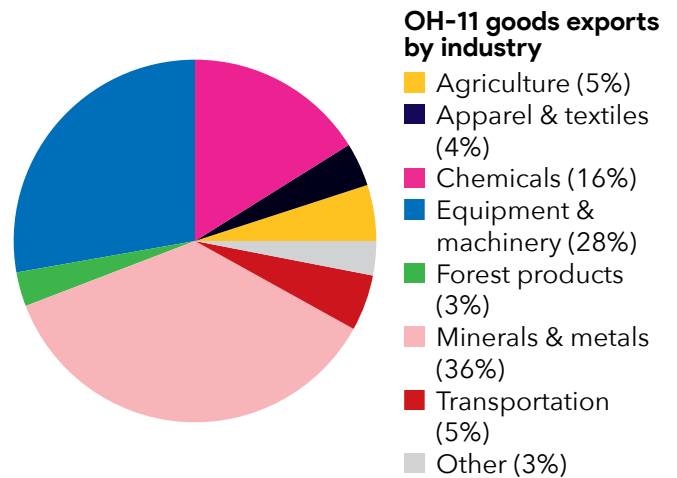
## An integrated economic & security partnership

970 people are employed at the 45 Canadian-owned businesses operating in OH-11

**OH-11**  
**exports \$726 million**  
 in goods to Canada annually

### Top OH-11 goods exports to Canada

Iron, steel & ferroalloys.....	\$168 million
Paints, Coatings & Adhesives.....	\$80 million
Electrical equipment.....	\$43 million
Aerospace products & parts.....	\$31 million
Basic Chemicals.....	\$29 million



**OH-11**  
**exports \$162 million**  
 in services to Canada annually

### Top OH-11 services exports to Canada

Financial services.....	\$68 million
Travel (including for education).....	\$29 million
Business services.....	\$24 million
Insurance services.....	\$16 million
Charges for the use of intellectual property.....	\$16 million

### Top Canadian-owned businesses in OH-11

- CGI
- CCL Label
- Guardsmark
- Stantec
- Mac's Convenience Stores
- RBC
- Trans World Ny Sub
- BSREP II
- American Ir Met Cleveland
- Sg Cowen Securities

**April 2024**

Sources: **Trade Partnership:** Goods exports (2023 data, 3/2024 release) and services exports (2022 data, 1/2024 release), calculated figures, based on U.S. Census Bureau and U.S. Bureau of Economic Analysis data at state and national levels. **Dun & Bradstreet:** Canadian-owned businesses (12/2023 release). Figures may not add up due to rounding. Produced by the Embassy of Canada in Washington, D.C.

# Ohio's 12<sup>th</sup> district & Canada

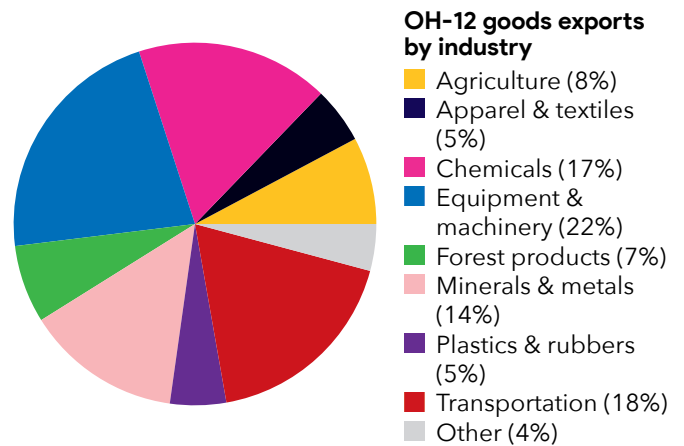
## An integrated economic & security partnership

1,100 people are employed at the 27 Canadian-owned businesses operating in OH-12

OH-12  
**exports \$1.3 billion**  
 in goods to Canada annually

### Top OH-12 goods exports to Canada

■ Motor Vehicle Parts.....	\$191 million
■ Soaps, Cleaning Agents & Toiletries.....	\$168 million
■ Engines & turbines.....	\$160 million
■ Converted Paper Products.....	\$61 million
■ Glass & Glass Products.....	\$44 million



OH-12  
**exports \$64 million**  
 in services to Canada annually

### Top OH-12 services exports to Canada

Financial services.....	\$25 million
Travel (including for education).....	\$17 million
Business services.....	\$10 million
Charges for the use of intellectual property.....	\$6 million
Insurance services.....	\$3 million

### Top Canadian-owned businesses in OH-12

- Aromair Fine Fragrance
- Mac's Convenience Stores
- Columbia Energy
- Samuel, Son & Co
- Tremcar Usa
- Encore Industries
- Trans World Ny Sub
- Columbia Gulf Transmission
- Phoenix/Electrotek
- Texas Eastern Transmission

**April 2024**

Sources: **Trade Partnership:** Goods exports (2023 data, 3/2024 release) and services exports (2022 data, 1/2024 release), calculated figures, based on U.S. Census Bureau and U.S. Bureau of Economic Analysis data at state and national levels. **Dun & Bradstreet:** Canadian-owned businesses (12/2023 release). Figures may not add up due to rounding. Produced by the Embassy of Canada in Washington, D.C.

# Ohio's 13<sup>th</sup> district & Canada

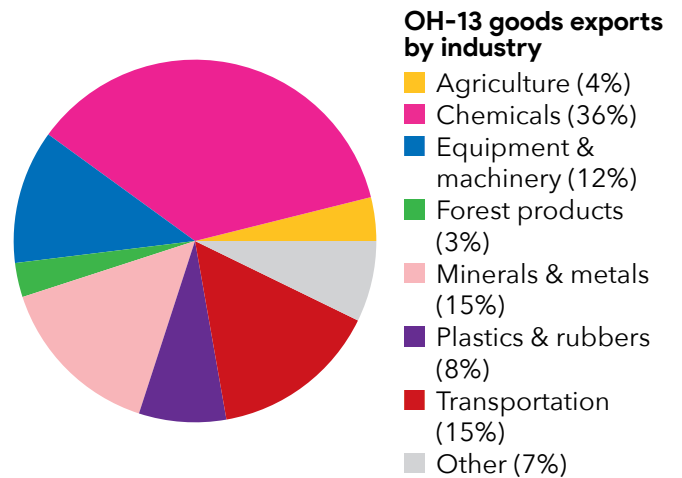
## An integrated economic & security partnership

1,630 people are employed at the 37 Canadian-owned businesses operating in OH-13

OH-13  
**exports \$1.2 billion**  
 in goods to Canada annually

### Top OH-13 goods exports to Canada

Soaps, Cleaning Agents & Toiletries.....	\$349 million
Motor Vehicle Bodies & Trailers.....	\$112 million
Plastics Products.....	\$52 million
Iron, steel & ferroalloys.....	\$50 million
Resins & Synthetic Fibers.....	\$41 million



OH-13  
**exports \$83 million**  
 in services to Canada annually

### Top OH-13 services exports to Canada

Financial services.....	\$24 million
Business services.....	\$21 million
Travel (including for education).....	\$14 million
Charges for the use of intellectual property.....	\$13 million
Insurance services.....	\$8 million

### Top Canadian-owned businesses in OH-13

- Mac's Convenience Stores
- TForce
- CCL Label
- Checkpoint Systems
- USFI
- Versapay Corporation
- Wardjet
- Worldclass Processing
- Trans World Ny Sub
- Chemionics Corporation

**April 2024**

Sources: **Trade Partnership:** Goods exports (2023 data, 3/2024 release) and services exports (2022 data, 1/2024 release), calculated figures, based on U.S. Census Bureau and U.S. Bureau of Economic Analysis data at state and national levels. **Dun & Bradstreet:** Canadian-owned businesses (12/2023 release). Figures may not add up due to rounding. Produced by the Embassy of Canada in Washington, D.C.

# Ohio's 14<sup>th</sup> district & Canada

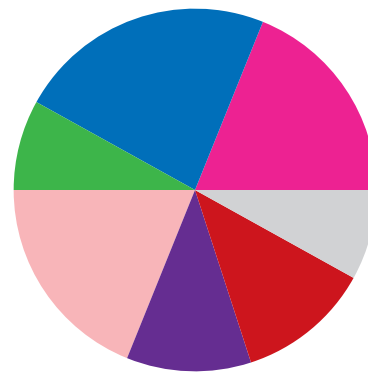
## An integrated economic & security partnership

850 people are employed at the 29 Canadian-owned businesses operating in OH-14

OH-14  
**exports \$1.4 billion**  
 in goods to Canada annually

### Top OH-14 goods exports to Canada

Plastics Products.....	\$107 million
Resins & Synthetic Fibers.....	\$98 million
Basic Chemicals.....	\$90 million
Converted Paper Products.....	\$80 million
Iron, steel & ferroalloys.....	\$60 million



OH-14 goods exports by industry

- Chemicals (19%)
- Equipment & machinery (23%)
- Forest products (8%)
- Minerals & metals (19%)
- Plastics & rubbers (11%)
- Transportation (12%)
- Other (8%)

OH-14  
**exports \$54 million**  
 in services to Canada annually

### Top OH-14 services exports to Canada

Travel (including for education).....	\$17 million
Financial services.....	\$13 million
Charges for the use of intellectual property.....	\$11 million
Business services.....	\$9 million
Maintenance & repair services.....	\$3 million

### Top Canadian-owned businesses in OH-14

- Mac's Convenience Stores
- Bessemer & Lake Erie Railroad
- Taylor Coil Processing
- King Luminaire
- RSL
- Camelot Music
- TForce
- Tri-State Measurement
- True2Form Collision Repair Centers
- BSREP II

**April 2024**

Sources: **Trade Partnership:** Goods exports (2023 data, 3/2024 release) and services exports (2022 data, 1/2024 release), calculated figures, based on U.S. Census Bureau and U.S. Bureau of Economic Analysis data at state and national levels. **Dun & Bradstreet:** Canadian-owned businesses (12/2023 release). Figures may not add up due to rounding. Produced by the Embassy of Canada in Washington, D.C.

# Ohio's 15<sup>th</sup> district & Canada

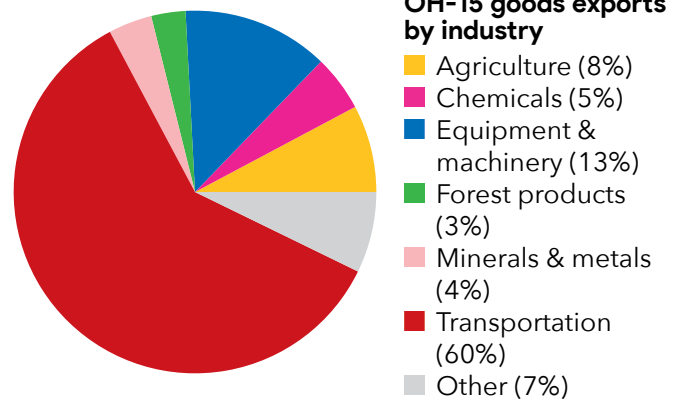
## An integrated economic & security partnership

1,860 people are employed at the 49 Canadian-owned businesses operating in OH-15

OH-15  
**exports \$1.4 billion**  
 in goods to Canada annually

### Top OH-15 goods exports to Canada

■ Motor Vehicle Parts.....	\$554 million
■ Motor Vehicles.....	\$202 million
■ Aerospace products & parts.....	\$39 million
■ Converted Paper Products.....	\$35 million
■ Motor Vehicle Bodies & Trailers.....	\$34 million



OH-15  
**exports \$80 million**  
 in services to Canada annually

### Top OH-15 services exports to Canada

Financial services.....	\$34 million
Business services.....	\$14 million
Travel (including for education).....	\$10 million
Insurance services.....	\$8 million
Charges for the use of intellectual property.....	\$8 million

### Top Canadian-owned businesses in OH-15

- Startechcom Usa
- Allied Universal
- SMG Holdings
- RBC
- Mac's Convenience Stores
- KDC US Holdings
- Nutrien Ag Solutions
- TForce
- Budros Ruhlin & Roe
- OpenText

**April 2024**

Sources: **Trade Partnership:** Goods exports (2023 data, 3/2024 release) and services exports (2022 data, 1/2024 release), calculated figures, based on U.S. Census Bureau and U.S. Bureau of Economic Analysis data at state and national levels. **Dun & Bradstreet:** Canadian-owned businesses (12/2023 release). Figures may not add up due to rounding. Produced by the Embassy of Canada in Washington, D.C.

# Oklahoma's 1<sup>st</sup> district & Canada

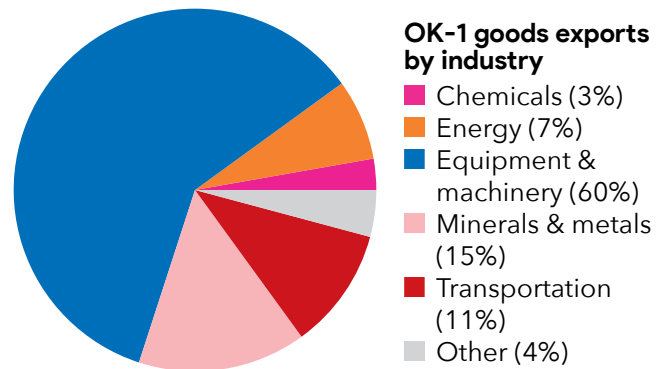
## An integrated economic & security partnership

1,780 people are employed at the 48 Canadian-owned businesses operating in OK-1

**OK-1**  
**exports \$649 million**  
 in goods to Canada annually

### Top OK-1 goods exports to Canada

■ Household Appliances.....	\$108 million
■ HVAC & Refrigeration Equipment.....	\$55 million
■ Electrical Equipment & Components.....	\$52 million
■ Boilers, Tanks & Containers.....	\$46 million
■ Aerospace products & parts.....	\$43 million



**OK-1**  
**exports \$94 million**  
 in services to Canada annually

### Top OK-1 services exports to Canada

Transport.....	\$33 million
Travel (including for education).....	\$24 million
Business services.....	\$17 million
Financial services.....	\$8 million
Charges for the use of intellectual property.....	\$7 million

### Top Canadian-owned businesses in OK-1

- Exterran Energy
- Ideal Completion Services
- CAE USA
- Braden Manufacturing
- Guardsmark
- TV Guide Entertainment Group
- US Security Associates
- United Video
- Equal Energy Us
- Trimac Transportation

**April 2024**

Sources: **Trade Partnership:** Goods exports (2023 data, 3/2024 release) and services exports (2022 data, 1/2024 release), calculated figures, based on U.S. Census Bureau and U.S. Bureau of Economic Analysis data at state and national levels. **Dun & Bradstreet:** Canadian-owned businesses (12/2023 release). Figures may not add up due to rounding. Produced by the Embassy of Canada in Washington, D.C.

# Oklahoma's 2<sup>nd</sup> district & Canada

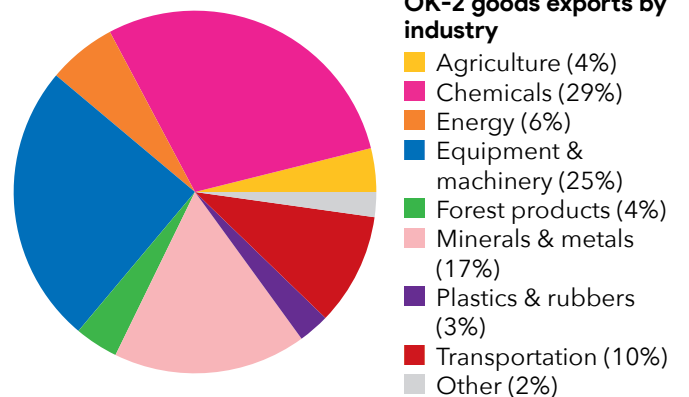
## An integrated economic & security partnership

550 people are employed at the 27 Canadian-owned businesses operating in OK-2

OK-2  
**exports \$385 million**  
 in goods to Canada annually

### Top OK-2 goods exports to Canada

Basic Chemicals.....	\$53 million
Pesticides & Fertilizers.....	\$31 million
HVAC & Refrigeration Equipment.....	\$19 million
Motor Vehicles.....	\$18 million
Iron, steel & ferroalloys.....	\$16 million



OK-2  
**exports \$35 million**  
 in services to Canada annually

### Top OK-2 services exports to Canada

Travel (including for education).....	\$17 million
Business services.....	\$5 million
Transport.....	\$5 million
Financial services.....	\$3 million
Charges for the use of intellectual property.....	\$3 million

### Top Canadian-owned businesses in OK-2

- Kansas City Southern Railway
- Kiamichi Railroad
- US Lime
- RailAmerica
- Transcontinental
- AES Drilling Fluids
- Dunlap-Riggs Body Shop
- Hopkins Manufacturing
- Neo Performance Materials
- Boyle Transportation

**April 2024**

Sources: **Trade Partnership:** Goods exports (2023 data, 3/2024 release) and services exports (2022 data, 1/2024 release), calculated figures, based on U.S. Census Bureau and U.S. Bureau of Economic Analysis data at state and national levels. **Dun & Bradstreet:** Canadian-owned businesses (12/2023 release). Figures may not add up due to rounding. Produced by the Embassy of Canada in Washington, D.C.



# Oklahoma's 3<sup>rd</sup> district & Canada

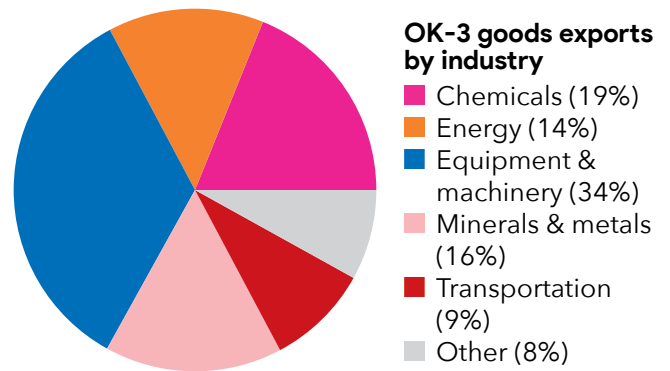
## An integrated economic & security partnership

1,150 people are employed at the 35 Canadian-owned businesses operating in OK-3

**OK-3**  
**exports \$297 million**  
 in goods to Canada annually

### Top OK-3 goods exports to Canada

■ HVAC & Refrigeration Equipment.....	\$46 million
■ Basic Chemicals.....	\$25 million
■ Petroleum & coal products.....	\$21 million
■ Oil & Gas.....	\$20 million
■ Pesticides & Fertilizers.....	\$16 million



**OK-3**  
**exports \$53 million**  
 in services to Canada annually

### Top OK-3 services exports to Canada

Travel (including for education).....	\$25 million
Business services.....	\$12 million
Transport.....	\$5 million
Charges for the use of intellectual property.....	\$4 million
Financial services.....	\$4 million

### Top Canadian-owned businesses in OK-3

- Coreslab Structures
- WCA Waste Corporation
- Waste Connections
- Enerflex Energy Systems
- Garaga
- ANR Pipeline
- Nutrien Ag Solutions
- Voice Connections
- Enbridge
- Diamond Game Enterprises

**April 2024**

Sources: **Trade Partnership:** Goods exports (2023 data, 3/2024 release) and services exports (2022 data, 1/2024 release), calculated figures, based on U.S. Census Bureau and U.S. Bureau of Economic Analysis data at state and national levels. **Dun & Bradstreet:** Canadian-owned businesses (12/2023 release). Figures may not add up due to rounding. Produced by the Embassy of Canada in Washington, D.C.

# Oklahoma's 4<sup>th</sup> district & Canada

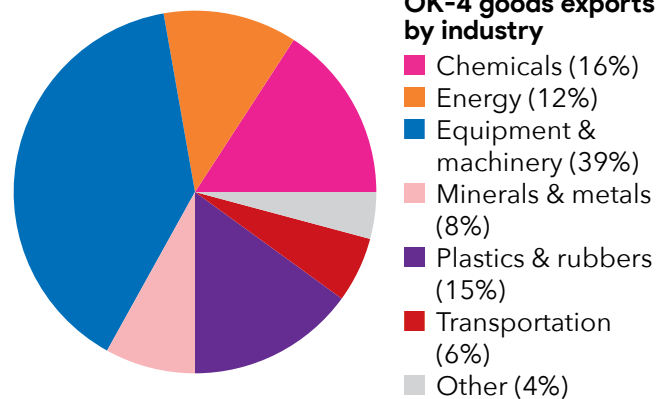
## An integrated economic & security partnership

460 people are employed at the 25 Canadian-owned businesses operating in OK-4

**OK-4**  
**exports \$269 million**  
 in goods to Canada annually

### Top OK-4 goods exports to Canada

■ HVAC & Refrigeration Equipment.....	\$34 million
■ Petroleum & coal products.....	\$28 million
■ Rubber Products.....	\$27 million
■ Pesticides & Fertilizers.....	\$21 million
■ Plastics Products.....	\$13 million



**OK-4**  
**exports \$57 million**  
 in services to Canada annually

### Top OK-4 services exports to Canada

Travel (including for education).....	\$30 million
Business services.....	\$9 million
Financial services.....	\$5 million
Transport.....	\$5 million
Charges for the use of intellectual property.....	\$4 million

### Top Canadian-owned businesses in OK-4

- SMG Holdings
- Service Experts
- Around The Clock Home Care
- Ifs Coatings
- BMO Harris Bank
- Waste Connections
- Collision Works
- Circle K
- WCA Waste Corporation
- Popeyes Louisiana Kitchen

**April 2024**

Sources: **Trade Partnership:** Goods exports (2023 data, 3/2024 release) and services exports (2022 data, 1/2024 release), calculated figures, based on U.S. Census Bureau and U.S. Bureau of Economic Analysis data at state and national levels. **Dun & Bradstreet:** Canadian-owned businesses (12/2023 release). Figures may not add up due to rounding. Produced by the Embassy of Canada in Washington, D.C.

# Oklahoma's 5<sup>th</sup> district & Canada

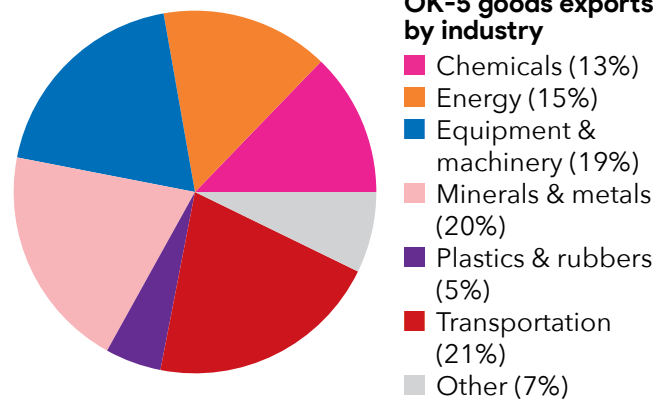
## An integrated economic & security partnership

820 people are employed at the 32 Canadian-owned businesses operating in OK-5

**OK-5**  
**exports \$232 million**  
 in goods to Canada annually

### Top OK-5 goods exports to Canada

Oil & Gas.....	\$32 million
Pharmaceuticals & Medicines.....	\$27 million
Motor Vehicles.....	\$23 million
HVAC & Refrigeration Equipment.....	\$20 million
Aerospace products & parts.....	\$13 million



**OK-5**  
**exports \$81 million**  
 in services to Canada annually

### Top OK-5 services exports to Canada

Travel (including for education).....	\$39 million
Business services.....	\$20 million
Charges for the use of intellectual property.....	\$7 million
Financial services.....	\$7 million
Maintenance & repair services.....	\$3 million

### Top Canadian-owned businesses in OK-5

- Brookfield Properties
- Guardsmark
- Integrated Medical Delivery
- Circle K
- BMO Harris Bank
- Waste Connections
- WSP USA
- Trans World Ny Sub
- TForce
- Municipal Accounting Systems Inc

**April 2024**

Sources: **Trade Partnership:** Goods exports (2023 data, 3/2024 release) and services exports (2022 data, 1/2024 release), calculated figures, based on U.S. Census Bureau and U.S. Bureau of Economic Analysis data at state and national levels. **Dun & Bradstreet:** Canadian-owned businesses (12/2023 release). Figures may not add up due to rounding. Produced by the Embassy of Canada in Washington, D.C.

# Oregon's 1<sup>st</sup> district & Canada

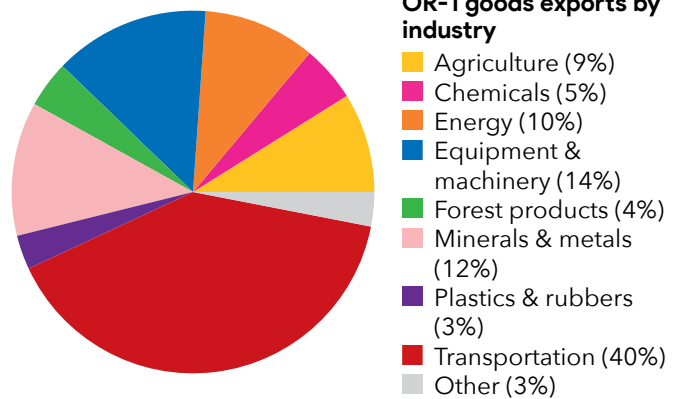
## An integrated economic & security partnership

1,230 people are employed at the 54 Canadian-owned businesses operating in OR-1

OR-1  
**exports \$488 million**  
 in goods to Canada annually

### Top OR-1 goods exports to Canada

■ Motor Vehicles.....	\$192 million
■ Petroleum & coal products.....	\$51 million
■ Iron, steel & ferroalloys.....	\$24 million
■ Navigational & measuring instruments.....	\$19 million
■ Glass & Glass Products.....	\$14 million



OR-1  
**exports \$126 million**  
 in services to Canada annually

### Top OR-1 services exports to Canada

Business services.....	\$37 million
Charges for the use of intellectual property.....	\$30 million
Travel (including for education).....	\$27 million
Telecommunications, computer & information services	\$18 million
Maintenance & repair services.....	\$7 million

### Top Canadian-owned businesses in OR-1

- Cascades
- WSP USA
- Guardsmark
- BMO Harris Bank
- Lightspeed Networks
- AtkinsRéalis
- QuadraMed
- Carrier Mausoleums Cnstr U S A
- Coulson Aircrane
- Cardio Theatre Holdings

**April 2024**

Sources: **Trade Partnership:** Goods exports (2023 data, 3/2024 release) and services exports (2022 data, 1/2024 release), calculated figures, based on U.S. Census Bureau and U.S. Bureau of Economic Analysis data at state and national levels. **Dun & Bradstreet:** Canadian-owned businesses (12/2023 release). Figures may not add up due to rounding. Produced by the Embassy of Canada in Washington, D.C.

# Oregon's 2<sup>nd</sup> district & Canada

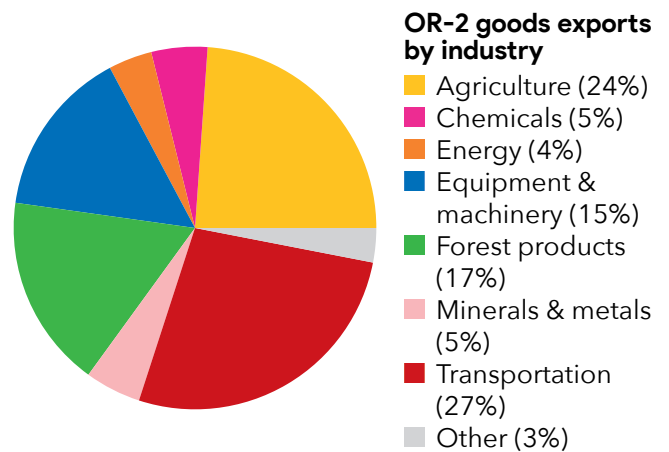
## An integrated economic & security partnership

760 people are employed at the 23 Canadian-owned businesses operating in OR-2

OR-2  
**exports \$588 million**  
 in goods to Canada annually

### Top OR-2 goods exports to Canada

■ Motor Vehicles.....	\$117 million
■ Veneer, Plywood & Engineered Wood.....	\$67 million
■ Agricultural & construction machinery.....	\$52 million
■ Preserves & Specialty Foods.....	\$41 million
■ Motor Vehicle Bodies & Trailers.....	\$25 million



OR-2  
**exports \$69 million**  
 in services to Canada annually

### Top OR-2 services exports to Canada

Travel (including for education).....	\$36 million
Charges for the use of intellectual property.....	\$12 million
Business services.....	\$11 million
Maintenance & repair services.....	\$3 million
Financial services.....	\$3 million

### Top Canadian-owned businesses in OR-2

- Carestream Health
- Interfor
- TForce
- Nutrien Ag Solutions
- Circle K
- Vortx
- Gas Transmission Northwest
- BMO Harris Bank
- American Hotel Income Properties
- Rodda Paint

**April 2024**

Sources: **Trade Partnership:** Goods exports (2023 data, 3/2024 release) and services exports (2022 data, 1/2024 release), calculated figures, based on U.S. Census Bureau and U.S. Bureau of Economic Analysis data at state and national levels. **Dun & Bradstreet:** Canadian-owned businesses (12/2023 release). Figures may not add up due to rounding. Produced by the Embassy of Canada in Washington, D.C.

# Oregon's 3<sup>rd</sup> district & Canada

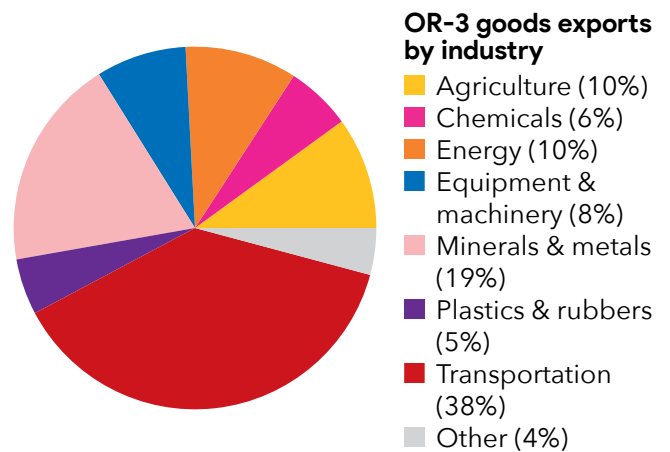
## An integrated economic & security partnership

1,210 people are employed at the 36 Canadian-owned businesses operating in OR-3

**OR-3**  
**exports \$566 million**  
 in goods to Canada annually

### Top OR-3 goods exports to Canada

■ Motor Vehicles.....	\$197 million
■ Iron, steel & ferroalloys.....	\$68 million
■ Petroleum & coal products.....	\$55 million
■ Rubber Products.....	\$27 million
■ Pharmaceuticals & Medicines.....	\$26 million



**OR-3**  
**exports \$172 million**  
 in services to Canada annually

### Top OR-3 services exports to Canada

Business services.....	\$62 million
Travel (including for education).....	\$49 million
Charges for the use of intellectual property.....	\$26 million
Transport.....	\$13 million
Telecommunications, computer & information services	\$12 million

### Top Canadian-owned businesses in OR-3

- Celestica
- Waste Connections
- TForce
- I S S C
- Northwest Container Svcs
- Rodda Paint
- Transcontinental
- Wanke Cascade
- Circle K
- BMO Harris Bank

**April 2024**

Sources: **Trade Partnership:** Goods exports (2023 data, 3/2024 release) and services exports (2022 data, 1/2024 release), calculated figures, based on U.S. Census Bureau and U.S. Bureau of Economic Analysis data at state and national levels. **Dun & Bradstreet:** Canadian-owned businesses (12/2023 release). Figures may not add up due to rounding. Produced by the Embassy of Canada in Washington, D.C.

# Oregon's 4<sup>th</sup> district & Canada

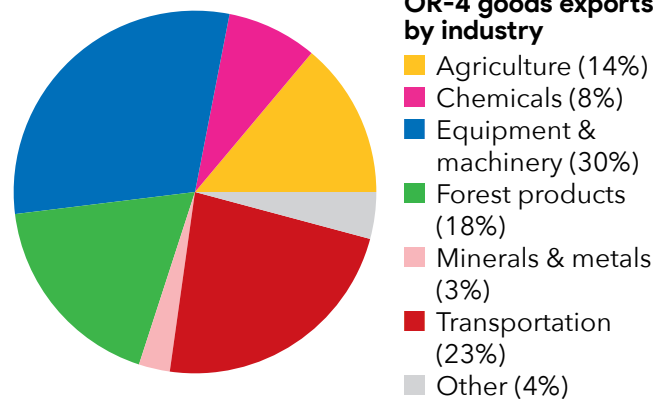
## An integrated economic & security partnership

850 people are employed at the 33 Canadian-owned businesses operating in OR-4

OR-4  
**exports \$646 million**  
 in goods to Canada annually

### Top OR-4 goods exports to Canada

■ Motor Vehicles.....	\$136 million
■ Agricultural & construction machinery.....	\$132 million
■ Veneer, Plywood & Engineered Wood.....	\$80 million
■ Sawmill & wood products.....	\$24 million
■ Resins & Synthetic Fibers.....	\$23 million



OR-4  
**exports \$71 million**  
 in services to Canada annually

### Top OR-4 services exports to Canada

Travel (including for education).....	\$43 million
Business services.....	\$11 million
Charges for the use of intellectual property.....	\$11 million
Financial services.....	\$3 million
Maintenance & repair services.....	\$2 million

### Top Canadian-owned businesses in OR-4

- Sanipac
- Freeman Marine
- Interfor
- Apel Extrusions
- Waste Connections
- Circle K
- McFarland Cascade
- Curry Transfer & Recycling
- ATS
- RBC

April 2024

Sources: **Trade Partnership:** Goods exports (2023 data, 3/2024 release) and services exports (2022 data, 1/2024 release), calculated figures, based on U.S. Census Bureau and U.S. Bureau of Economic Analysis data at state and national levels. **Dun & Bradstreet:** Canadian-owned businesses (12/2023 release). Figures may not add up due to rounding. Produced by the Embassy of Canada in Washington, D.C.

# Oregon's 5<sup>th</sup> district & Canada

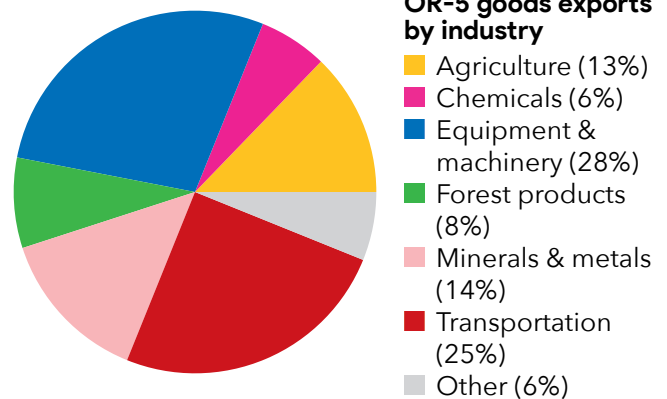
## An integrated economic & security partnership

1,130 people are employed at the 32 Canadian-owned businesses operating in OR-5

OR-5  
**exports \$606 million**  
 in goods to Canada annually

### Top OR-5 goods exports to Canada

- Motor Vehicles.....\$131 million
- Agricultural & construction machinery.....\$103 million
- Nonferrous metal products.....\$29 million
- Veneer, Plywood & Engineered Wood.....\$24 million
- Pharmaceuticals & Medicines.....\$22 million



OR-5  
**exports \$79 million**  
 in services to Canada annually

### Top OR-5 services exports to Canada

- Travel (including for education).....\$27 million
- Business services.....\$26 million
- Charges for the use of intellectual property.....\$14 million
- Telecommunications, computer & information services\$4 million
- Financial services.....\$3 million

### Top Canadian-owned businesses in OR-5

- Oberto Snacks
- Interfor
- Scg Construction
- Roth IGA Foodliner
- Keg Steakhouse + Bar
- Circle K
- Cascade Disposal Co
- Advantage Dental Plan
- Slayden Constructors
- PRT USA

April 2024

Sources: **Trade Partnership:** Goods exports (2023 data, 3/2024 release) and services exports (2022 data, 1/2024 release), calculated figures, based on U.S. Census Bureau and U.S. Bureau of Economic Analysis data at state and national levels. **Dun & Bradstreet:** Canadian-owned businesses (12/2023 release). Figures may not add up due to rounding. Produced by the Embassy of Canada in Washington, D.C.



# Oregon's 6<sup>th</sup> district & Canada

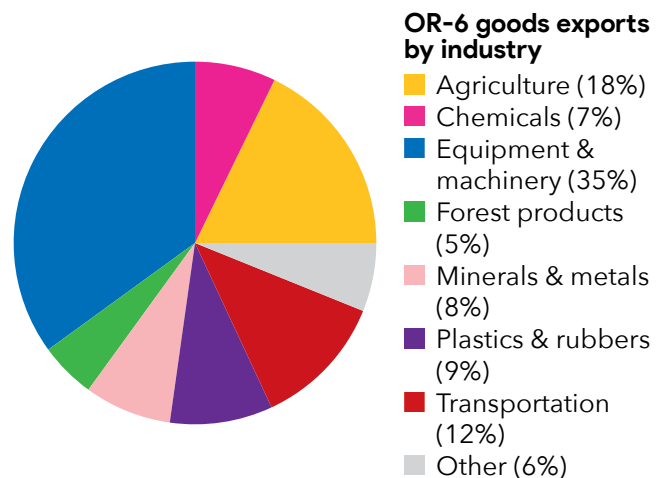
## An integrated economic & security partnership

990 people are employed at the 41 Canadian-owned businesses operating in OR-6

OR-6  
**exports \$564 million**  
 in goods to Canada annually

### Top OR-6 goods exports to Canada

■ Agricultural & construction machinery.....	\$80 million
■ Motor Vehicles.....	\$58 million
■ Electrical Equipment & Components.....	\$27 million
■ Plastics Products.....	\$25 million
■ Rubber Products.....	\$23 million



OR-6  
**exports \$107 million**  
 in services to Canada annually

### Top OR-6 services exports to Canada

Charges for the use of intellectual property.....	\$36 million
Business services.....	\$25 million
Travel (including for education).....	\$24 million
Telecommunications, computer & information services	\$10 million
Maintenance & repair services.....	\$6 million

### Top Canadian-owned businesses in OR-6

- Roth IGA Foodliner
- Circle K
- Kirkman
- Wood Environmental Infrastructure Solutions
- Flynn
- Gentec-Eo Usa
- Nutrien Ag Solutions
- Temp-Control Mech Svc
- Helicopter Transport Svcs
- Rodda Paint

April 2024

Sources: **Trade Partnership:** Goods exports (2023 data, 3/2024 release) and services exports (2022 data, 1/2024 release), calculated figures, based on U.S. Census Bureau and U.S. Bureau of Economic Analysis data at state and national levels. **Dun & Bradstreet:** Canadian-owned businesses (12/2023 release). Figures may not add up due to rounding. Produced by the Embassy of Canada in Washington, D.C.

# Pennsylvania's 1<sup>st</sup> district & Canada

## An integrated economic & security partnership

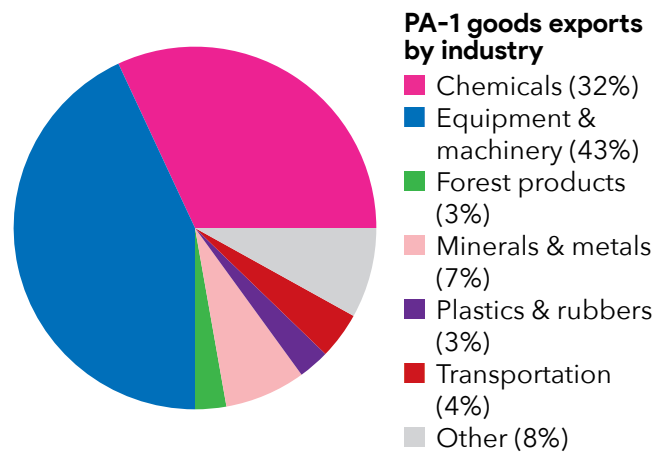
1,020 people are employed at the 36 Canadian-owned businesses operating in PA-1

### PA-1

**exports \$1.1 billion**  
 in goods to Canada annually

#### Top PA-1 goods exports to Canada

■ Computer Equipment.....	\$195 million
■ Soaps, Cleaning Agents & Toiletries.....	\$117 million
■ Communications Equipment.....	\$115 million
■ Pharmaceuticals & Medicines.....	\$91 million
■ Basic Chemicals.....	\$79 million



### PA-1

**exports \$112 million**  
 in services to Canada annually

#### Top PA-1 services exports to Canada

Business services.....	\$54 million
Charges for the use of intellectual property.....	\$24 million
Travel (including for education).....	\$17 million
Financial services.....	\$7 million
Maintenance & repair services.....	\$4 million

#### Top Canadian-owned businesses in PA-1

- Cei Group
- TForce
- TD Bank NA
- Cartex Corporation
- Clubsystems Group
- Youbill
- Airclic
- Ncc Automated Systems
- Intergeo Services
- Colliers International

#### April 2024

Sources: **Trade Partnership:** Goods exports (2023 data, 3/2024 release) and services exports (2022 data, 1/2024 release), calculated figures, based on U.S. Census Bureau and U.S. Bureau of Economic Analysis data at state and national levels. **Dun & Bradstreet:** Canadian-owned businesses (12/2023 release). Figures may not add up due to rounding. Produced by the Embassy of Canada in Washington, D.C.

# Pennsylvania's 2<sup>nd</sup> district & Canada

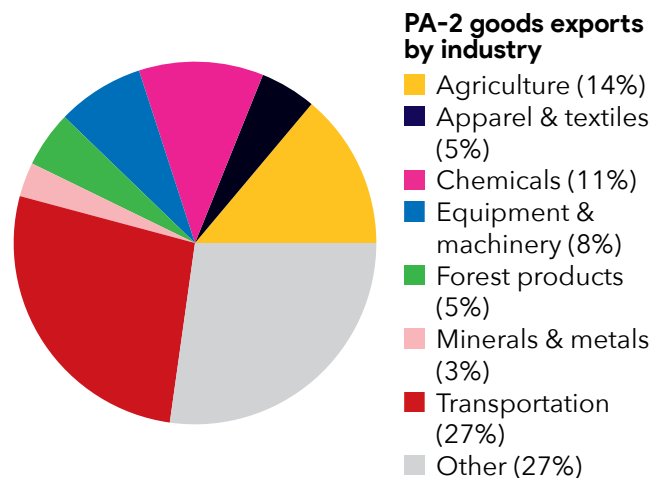
## An integrated economic & security partnership

810 people are employed at the 29 Canadian-owned businesses operating in PA-2

PA-2  
**exports \$47 million**  
 in goods to Canada annually

### Top PA-2 goods exports to Canada

Scrap Products.....	\$10 million
Motor Vehicles.....	\$8 million
Pharmaceuticals & Medicines.....	\$4 million
Motor Vehicle Parts.....	\$3 million
Electric Lighting Equipment.....	\$3 million



PA-2  
**exports \$131 million**  
 in services to Canada annually

### Top PA-2 services exports to Canada

Business services.....	\$53 million
Travel (including for education).....	\$29 million
Financial services.....	\$12 million
Charges for the use of intellectual property.....	\$11 million
Insurance services.....	\$10 million

### Top Canadian-owned businesses in PA-2

- Intact Insurance
- US Security Associates
- TD Bank NA
- West Publishing Corporation
- Trans World Ny Sub
- Aldo
- Premier Salons
- Washington Gas
- Thomson Reuters
- Birthright

April 2024

Sources: **Trade Partnership:** Goods exports (2023 data, 3/2024 release) and services exports (2022 data, 1/2024 release), calculated figures, based on U.S. Census Bureau and U.S. Bureau of Economic Analysis data at state and national levels. **Dun & Bradstreet:** Canadian-owned businesses (12/2023 release). Figures may not add up due to rounding. Produced by the Embassy of Canada in Washington, D.C.

# Pennsylvania's 3<sup>rd</sup> district & Canada

## An integrated economic & security partnership

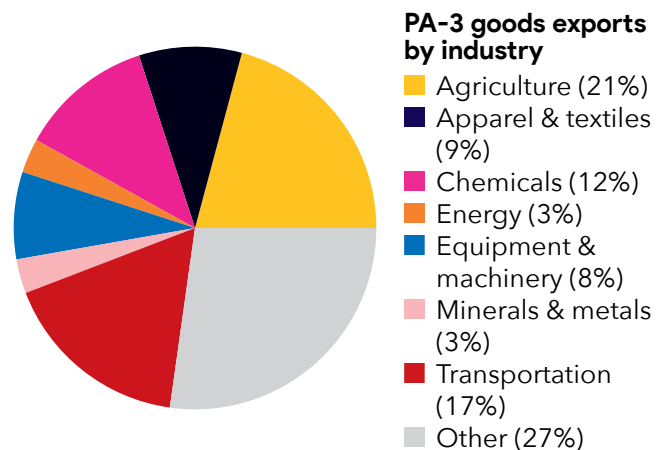
1,630 people are employed at the 30 Canadian-owned businesses operating in PA-3

### PA-3

**exports \$29 million**  
 in goods to Canada annually

#### Top PA-3 goods exports to Canada

Scrap Products.....	\$6 million
Motor Vehicles.....	\$4 million
Bakery & Tortilla Products.....	\$2 million
Electric Lighting Equipment.....	\$2 million
Pharmaceuticals & Medicines.....	\$1 million



### PA-3

**exports \$156 million**  
 in services to Canada annually

#### Top PA-3 services exports to Canada

Business services.....	\$65 million
Travel (including for education).....	\$47 million
Financial services.....	\$15 million
Charges for the use of intellectual property.....	\$14 million
Insurance services.....	\$8 million

#### Top Canadian-owned businesses in PA-3

- Learjet
- Wealth Td Management Services
- Guardsmark
- Biosis
- WSP USA
- TD Bank NA
- Stantec
- USFI
- AtkinsRéalis
- American Apparel

#### April 2024

Sources: **Trade Partnership:** Goods exports (2023 data, 3/2024 release) and services exports (2022 data, 1/2024 release), calculated figures, based on U.S. Census Bureau and U.S. Bureau of Economic Analysis data at state and national levels. **Dun & Bradstreet:** Canadian-owned businesses (12/2023 release). Figures may not add up due to rounding. Produced by the Embassy of Canada in Washington, D.C.

# Pennsylvania's 4<sup>th</sup> district & Canada

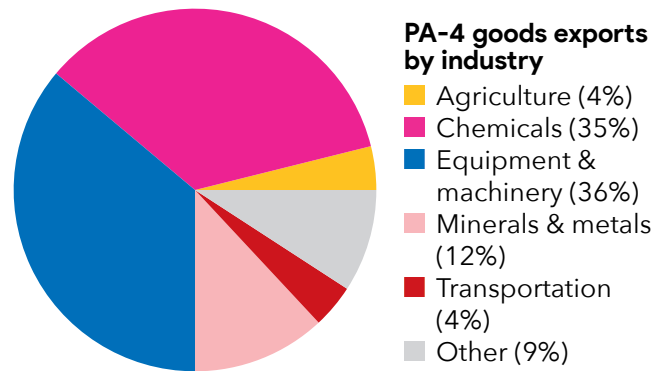
## An integrated economic & security partnership

9,790 people are employed at the 51 Canadian-owned businesses operating in PA-4

PA-4  
**exports \$1.1 billion**  
 in goods to Canada annually

### Top PA-4 goods exports to Canada

■ Pharmaceuticals & Medicines.....	\$309 million
■ Computer Equipment.....	\$186 million
■ Communications Equipment.....	\$68 million
■ Electrical Equipment & Components.....	\$54 million
■ Iron, steel & ferroalloys.....	\$41 million



PA-4  
**exports \$178 million**  
 in services to Canada annually

### Top PA-4 services exports to Canada

Business services.....	\$75 million
Charges for the use of intellectual property.....	\$40 million
Financial services.....	\$26 million
Insurance services.....	\$20 million
Telecommunications, computer & information services	\$9 million

### Top Canadian-owned businesses in PA-4

- eMoney Securities
- Allied Universal
- US Security Associates
- Andrews International
- Spectaguard Acquisition
- Vitalyst
- Louis T Klauder & Associates
- Mitel
- TD Bank NA
- Inkin Pharmaceutical

**April 2024**

Sources: **Trade Partnership:** Goods exports (2023 data, 3/2024 release) and services exports (2022 data, 1/2024 release), calculated figures, based on U.S. Census Bureau and U.S. Bureau of Economic Analysis data at state and national levels. **Dun & Bradstreet:** Canadian-owned businesses (12/2023 release). Figures may not add up due to rounding. Produced by the Embassy of Canada in Washington, D.C.

# Pennsylvania's 5<sup>th</sup> district & Canada

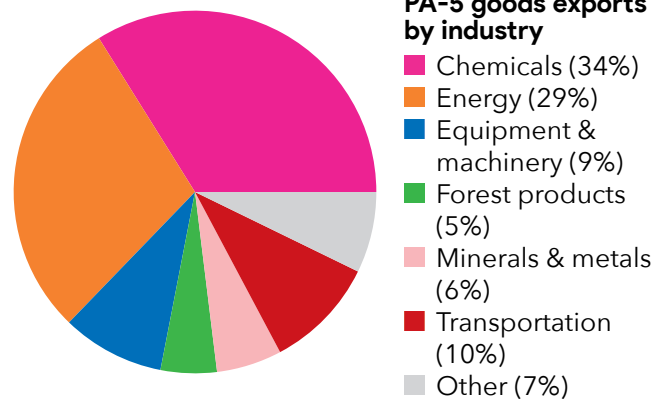
## An integrated economic & security partnership

2,260 people are employed at the 37 Canadian-owned businesses operating in PA-5

PA-5  
**exports \$377 million**  
 in goods to Canada annually

### Top PA-5 goods exports to Canada

■ Petroleum & coal products.....	\$81 million
■ Pharmaceuticals & Medicines.....	\$69 million
■ Basic Chemicals.....	\$38 million
■ Aerospace products & parts.....	\$34 million
■ Coal & Petroleum Gases.....	\$26 million



PA-5  
**exports \$105 million**  
 in services to Canada annually

### Top PA-5 services exports to Canada

Business services.....	\$34 million
Travel (including for education).....	\$20 million
Charges for the use of intellectual property.....	\$16 million
Financial services.....	\$16 million
Insurance services.....	\$13 million

### Top Canadian-owned businesses in PA-5

- Covenant
- National Fulfillment Svcs
- TD Bank NA
- SMG Holdings
- RBC
- Parent Co Is Sig Holdg Usa
- Ilera Healthcare
- Premier Salons
- American Apparel
- Trans World Ny Sub

April 2024

Sources: **Trade Partnership:** Goods exports (2023 data, 3/2024 release) and services exports (2022 data, 1/2024 release), calculated figures, based on U.S. Census Bureau and U.S. Bureau of Economic Analysis data at state and national levels. **Dun & Bradstreet:** Canadian-owned businesses (12/2023 release). Figures may not add up due to rounding. Produced by the Embassy of Canada in Washington, D.C.

# Pennsylvania's 6<sup>th</sup> district & Canada

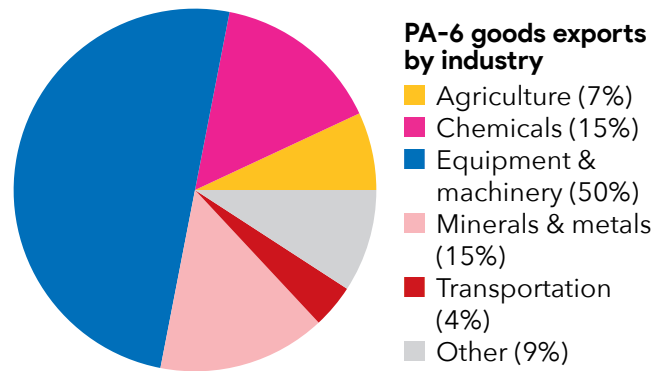
## An integrated economic & security partnership

2,100 people are employed at the 45 Canadian-owned businesses operating in PA-6

PA-6  
**exports \$1.3 billion**  
 in goods to Canada annually

### Top PA-6 goods exports to Canada

■ Computer Equipment.....	\$191 million
■ Communications Equipment.....	\$190 million
■ Electrical Equipment & Components.....	\$160 million
■ Iron, steel & ferroalloys.....	\$95 million
■ Pharmaceuticals & Medicines.....	\$48 million



PA-6  
**exports \$164 million**  
 in services to Canada annually

### Top PA-6 services exports to Canada

Financial services.....	\$61 million
Business services.....	\$55 million
Charges for the use of intellectual property.....	\$30 million
Travel (including for education).....	\$10 million
Insurance services.....	\$3 million

### Top Canadian-owned businesses in PA-6

- Decisionone
- SNC-Lavalin
- MWH Americas
- TD Bank NA
- Premier Salons
- Car Wash Partners
- Assetworks
- Transcontinental
- Texas Eastern Transmission
- Trans World Ny Sub

**April 2024**

Sources: **Trade Partnership:** Goods exports (2023 data, 3/2024 release) and services exports (2022 data, 1/2024 release), calculated figures, based on U.S. Census Bureau and U.S. Bureau of Economic Analysis data at state and national levels. **Dun & Bradstreet:** Canadian-owned businesses (12/2023 release). Figures may not add up due to rounding. Produced by the Embassy of Canada in Washington, D.C.

# Pennsylvania's 7<sup>th</sup> district & Canada

## An integrated economic & security partnership

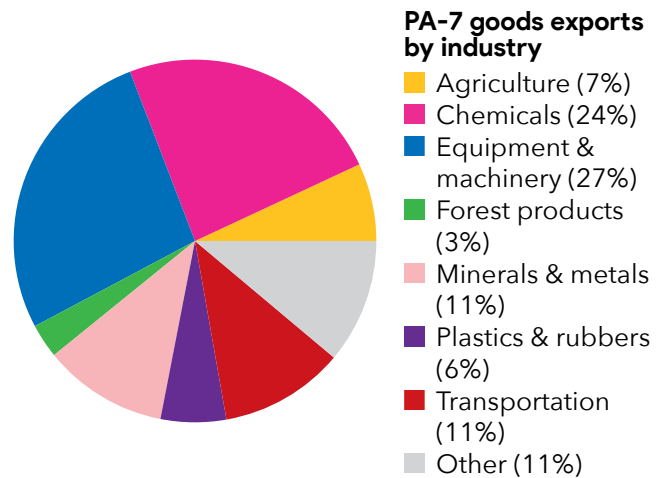
1,140 people are employed at the 37 Canadian-owned businesses operating in PA-7

### PA-7

**exports \$816 million**  
 in goods to Canada annually

#### Top PA-7 goods exports to Canada

Basic Chemicals.....	\$87 million
Electrical equipment.....	\$55 million
Motor Vehicles.....	\$48 million
Plastics Products.....	\$47 million
Communications Equipment.....	\$47 million



### PA-7

**exports \$69 million**  
 in services to Canada annually

#### Top PA-7 services exports to Canada

Travel (including for education).....	\$23 million
Business services.....	\$20 million
Charges for the use of intellectual property.....	\$13 million
Telecommunications, computer & information services	\$4 million
Insurance services.....	\$4 million

#### Top Canadian-owned businesses in PA-7

- US Security Associates
- Crossamerica Gp
- Intact Insurance
- Mancor
- Novo Building Products
- Aaa Anesthesia Associates
- Gerber Collision & Glass
- White Haven Re
- TD Bank NA
- Sanexen Water

**April 2024**

Sources: **Trade Partnership:** Goods exports (2023 data, 3/2024 release) and services exports (2022 data, 1/2024 release), calculated figures, based on U.S. Census Bureau and U.S. Bureau of Economic Analysis data at state and national levels. **Dun & Bradstreet:** Canadian-owned businesses (12/2023 release). Figures may not add up due to rounding. Produced by the Embassy of Canada in Washington, D.C.



# Pennsylvania's 8<sup>th</sup> district & Canada

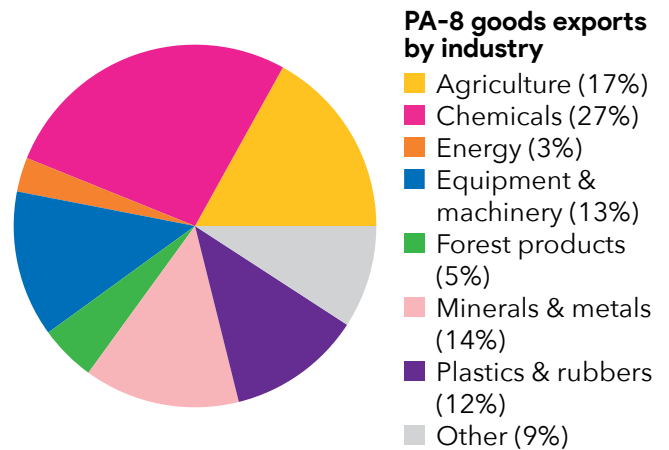
## An integrated economic & security partnership

1,010 people are employed at the 19 Canadian-owned businesses operating in PA-8

**PA-8**  
**exports \$651 million**  
 in goods to Canada annually

### Top PA-8 goods exports to Canada

Plastics Products.....	\$66 million
Pharmaceuticals & Medicines.....	\$59 million
Sugar & Confectionery Products.....	\$59 million
Soaps, Cleaning Agents & Toiletries.....	\$53 million
Communications Equipment.....	\$45 million



**PA-8**  
**exports \$62 million**  
 in services to Canada annually

### Top PA-8 services exports to Canada

Travel (including for education).....	\$28 million
Business services.....	\$12 million
Charges for the use of intellectual property.....	\$9 million
Insurance services.....	\$5 million
Financial services.....	\$4 million

### Top Canadian-owned businesses in PA-8

- Thomson Reuters
- Joriki USA
- CCL Container
- Riverview Ambltory Srgcal Ctr
- Trans World Ny Sub
- TForce
- Premier Salons
- Summit Aerospace Machining
- Shaw Dental Studio
- Pet Valu

**April 2024**

Sources: **Trade Partnership:** Goods exports (2023 data, 3/2024 release) and services exports (2022 data, 1/2024 release), calculated figures, based on U.S. Census Bureau and U.S. Bureau of Economic Analysis data at state and national levels. **Dun & Bradstreet:** Canadian-owned businesses (12/2023 release). Figures may not add up due to rounding. Produced by the Embassy of Canada in Washington, D.C.

# Pennsylvania's 9<sup>th</sup> district & Canada

## An integrated economic & security partnership

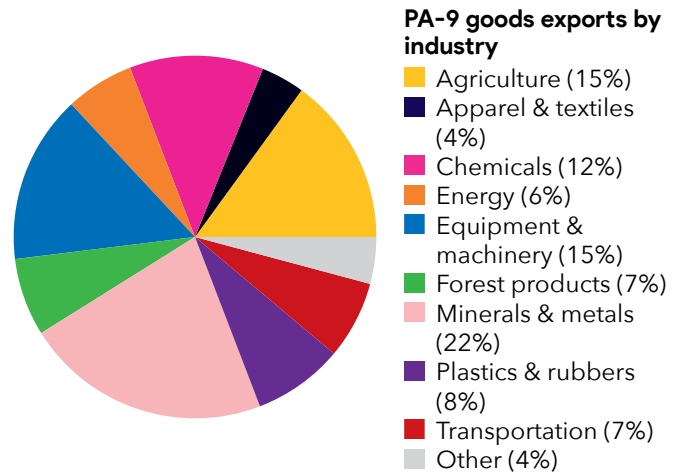
670 people are employed at the 23 Canadian-owned businesses operating in PA-9

### PA-9

**exports \$1.0 billion**  
 in goods to Canada annually

#### Top PA-9 goods exports to Canada

Iron, steel & ferroalloys.....	\$131 million
Plastics Products.....	\$75 million
Coal & Petroleum Gases.....	\$49 million
Basic Chemicals.....	\$36 million
Pharmaceuticals & Medicines.....	\$34 million



### PA-9

**exports \$42 million**  
 in services to Canada annually

#### Top PA-9 services exports to Canada

Business services.....	\$14 million
Travel (including for education).....	\$11 million
Charges for the use of intellectual property.....	\$8 million
Maintenance & repair services.....	\$4 million
Financial services.....	\$3 million

#### Top Canadian-owned businesses in PA-9

- Control Tech
- Trivium Packaging
- Leclerc Foods
- Enerflex Energy Systems
- Dayton Superior
- Superior Plus Energy Services
- Birthright
- Trans World Ny Sub
- Catawissa Wd & Components
- Premier Salons

**April 2024**

Sources: **Trade Partnership:** Goods exports (2023 data, 3/2024 release) and services exports (2022 data, 1/2024 release), calculated figures, based on U.S. Census Bureau and U.S. Bureau of Economic Analysis data at state and national levels. **Dun & Bradstreet:** Canadian-owned businesses (12/2023 release). Figures may not add up due to rounding. Produced by the Embassy of Canada in Washington, D.C.

# Pennsylvania's 10<sup>th</sup> district & Canada

## An integrated economic & security partnership

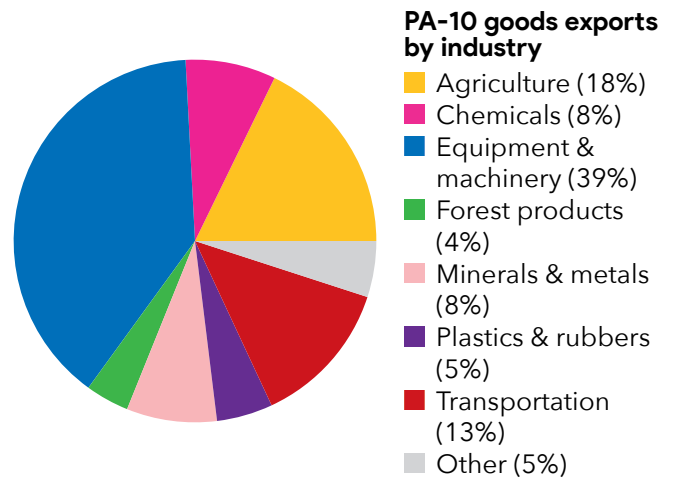
760 people are employed at the 34 Canadian-owned businesses operating in PA-10

### PA-10

**exports \$1.3 billion**  
 in goods to Canada annually

#### Top PA-10 goods exports to Canada

■ Sugar & Confectionery Products.....	\$124 million
■ Computer Equipment.....	\$111 million
■ Electrical Equipment & Components.....	\$68 million
■ Audio & Video Equipment.....	\$60 million
■ Pesticides & Fertilizers.....	\$56 million



### PA-10

**exports \$123 million**  
 in services to Canada annually

#### Top PA-10 services exports to Canada

Business services.....	\$48 million
Travel (including for education).....	\$28 million
Charges for the use of intellectual property.....	\$17 million
Insurance services.....	\$14 million
Maintenance & repair services.....	\$7 million

#### Top Canadian-owned businesses in PA-10

- US Security Associates
- Penn Waste
- Honeywell Authorized Dealer
- HLC
- Arnold Transportation
- Spectra Energy
- York Railway
- Trans World Ny Sub
- Stantec
- TForce

April 2024

Sources: **Trade Partnership:** Goods exports (2023 data, 3/2024 release) and services exports (2022 data, 1/2024 release), calculated figures, based on U.S. Census Bureau and U.S. Bureau of Economic Analysis data at state and national levels. **Dun & Bradstreet:** Canadian-owned businesses (12/2023 release). Figures may not add up due to rounding. Produced by the Embassy of Canada in Washington, D.C.

# Pennsylvania's 11<sup>th</sup> district & Canada

## An integrated economic & security partnership

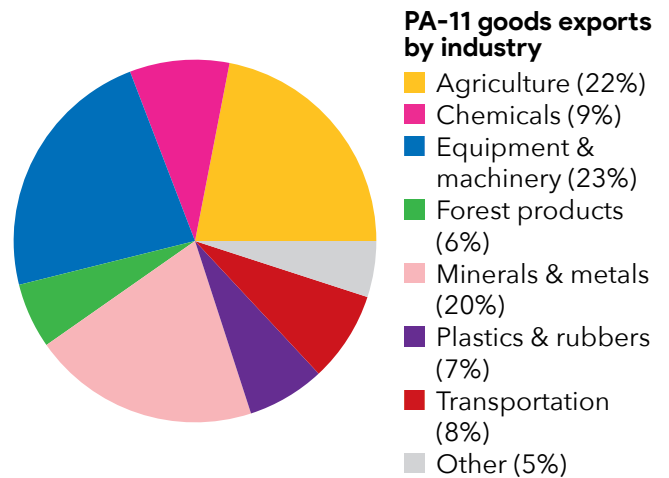
440 people are employed at the 19 Canadian-owned businesses operating in PA-11

### PA-11

**exports \$1.2 billion**  
 in goods to Canada annually

#### Top PA-11 goods exports to Canada

■ Agricultural & construction machinery.....	\$122 million
■ Plastics Products.....	\$69 million
■ Sugar & Confectionery Products.....	\$60 million
■ Soaps, Cleaning Agents & Toiletries.....	\$56 million
■ Boilers, Tanks & Containers.....	\$49 million



### PA-11

**exports \$68 million**  
 in services to Canada annually

#### Top PA-11 services exports to Canada

Business services.....	\$23 million
Travel (including for education).....	\$20 million
Charges for the use of intellectual property.....	\$9 million
Maintenance & repair services.....	\$9 million
Financial services.....	\$4 million

#### Top Canadian-owned businesses in PA-11

- WSP USA
- Safe Harbor Water Power
- Car Wash Partners
- Trans World Ny Sub
- Premier Salons
- RBC
- Pet Valu
- Texas Eastern Transmission
- Spectra Energy
- Nutrien Ag Solutions

#### April 2024

Sources: **Trade Partnership:** Goods exports (2023 data, 3/2024 release) and services exports (2022 data, 1/2024 release), calculated figures, based on U.S. Census Bureau and U.S. Bureau of Economic Analysis data at state and national levels. **Dun & Bradstreet:** Canadian-owned businesses (12/2023 release). Figures may not add up due to rounding. Produced by the Embassy of Canada in Washington, D.C.

# Pennsylvania's 12<sup>th</sup> district & Canada

## An integrated economic & security partnership

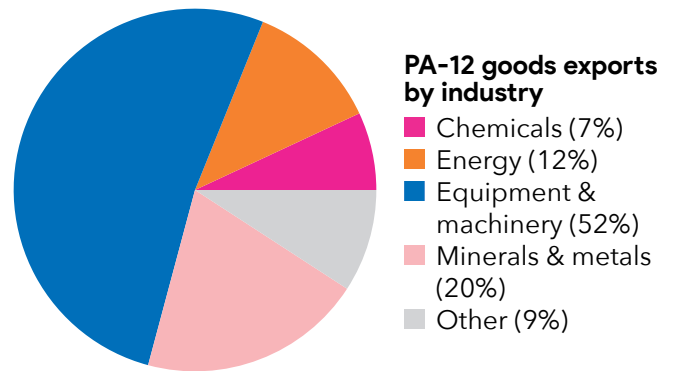
1,510 people are employed at the 49 Canadian-owned businesses operating in PA-12

### PA-12

**exports \$687 million**  
 in goods to Canada annually

#### Top PA-12 goods exports to Canada

■ Communications Equipment.....	\$131 million
■ Iron, steel & ferroalloys.....	\$109 million
■ Petroleum & coal products.....	\$75 million
■ Electrical equipment.....	\$55 million
■ Navigational & measuring instruments.....	\$31 million



### PA-12

**exports \$171 million**  
 in services to Canada annually

#### Top PA-12 services exports to Canada

Business services.....	\$66 million
Travel (including for education).....	\$45 million
Charges for the use of intellectual property.....	\$23 million
Financial services.....	\$15 million
Insurance services.....	\$14 million

#### Top Canadian-owned businesses in PA-12

- SMG Holdings
- Hatch Consulting
- Stantec
- Integrated Deicing Services
- Guardsmark
- US Security Associates
- Summa Technologies
- Premier Salons
- Wood Environmental Infrastructure Solutions
- Trans World Ny Sub

#### April 2024

Sources: **Trade Partnership:** Goods exports (2023 data, 3/2024 release) and services exports (2022 data, 1/2024 release), calculated figures, based on U.S. Census Bureau and U.S. Bureau of Economic Analysis data at state and national levels. **Dun & Bradstreet:** Canadian-owned businesses (12/2023 release). Figures may not add up due to rounding. Produced by the Embassy of Canada in Washington, D.C.

# Pennsylvania's 13<sup>th</sup> district & Canada

## An integrated economic & security partnership

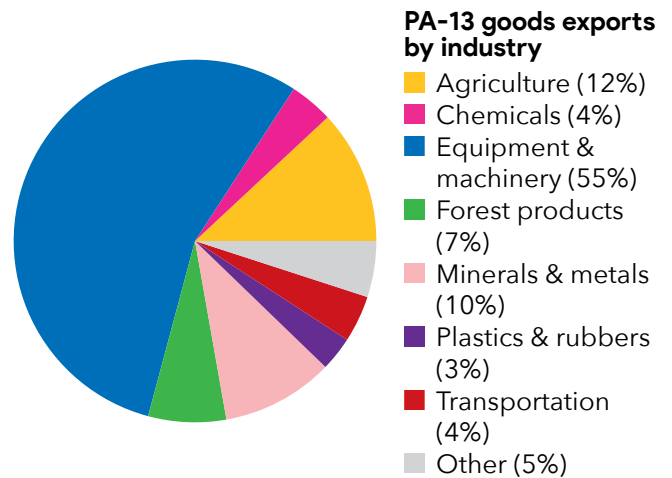
770 people are employed at the 21 Canadian-owned businesses operating in PA-13

### PA-13

**exports \$1.2 billion**  
 in goods to Canada annually

#### Top PA-13 goods exports to Canada

■ Agricultural & construction machinery.....	\$452 million
■ Computer Equipment.....	\$47 million
■ Converted Paper Products.....	\$31 million
■ Iron, steel & ferroalloys.....	\$30 million
■ Pulp & Paperboard Mill Products.....	\$28 million



### PA-13

**exports \$42 million**  
 in services to Canada annually

#### Top PA-13 services exports to Canada

Travel (including for education).....	\$17 million
Business services.....	\$7 million
Charges for the use of intellectual property.....	\$7 million
Financial services.....	\$4 million
Maintenance & repair services.....	\$3 million

#### Top Canadian-owned businesses in PA-13

- Cycling Sports Group
- Texas Eastern Transmission
- Waste Connections
- Pellets Express
- Spectra Energy
- Premier Salons
- Trans World Ny Sub
- Cogeco
- Tangent Rail
- Nutrien Ag Solutions

**April 2024**

Sources: **Trade Partnership:** Goods exports (2023 data, 3/2024 release) and services exports (2022 data, 1/2024 release), calculated figures, based on U.S. Census Bureau and U.S. Bureau of Economic Analysis data at state and national levels. **Dun & Bradstreet:** Canadian-owned businesses (12/2023 release). Figures may not add up due to rounding. Produced by the Embassy of Canada in Washington, D.C.

# Pennsylvania's 14<sup>th</sup> district & Canada

## An integrated economic & security partnership

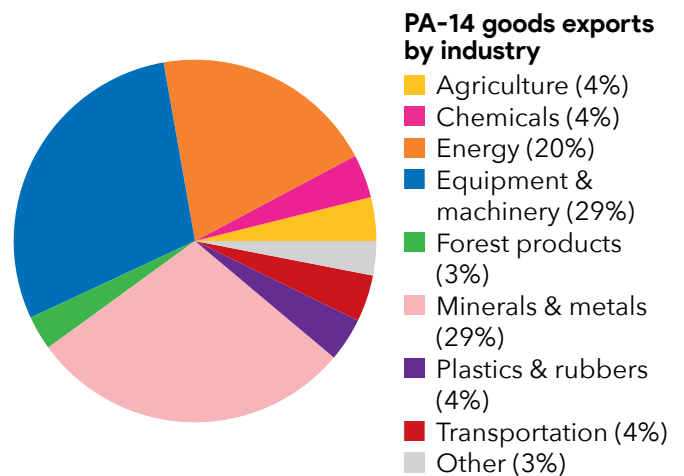
1,330 people are employed at the 36 Canadian-owned businesses operating in PA-14

### PA-14

**exports \$820 million**  
 in goods to Canada annually

#### Top PA-14 goods exports to Canada

Coal & Petroleum Gases.....	\$138 million
Iron, steel & ferroalloys.....	\$72 million
Communications Equipment.....	\$69 million
Nonferrous metal products.....	\$46 million
Metal ores.....	\$40 million



### PA-14

**exports \$56 million**  
 in services to Canada annually

#### Top PA-14 services exports to Canada

Travel (including for education).....	\$21 million
Business services.....	\$17 million
Charges for the use of intellectual property.....	\$8 million
Maintenance & repair services.....	\$6 million
Financial services.....	\$3 million

#### Top Canadian-owned businesses in PA-14

- Calfrac Well Services
- Langeloth Metallurgical
- TForce
- Mincorp Acquisition
- Texas Eastern Transmission
- Columbia Energy
- Sprague
- Quintech Elec Cmmnications
- Evertz Usa
- Thompson Creek Metals

#### April 2024

Sources: **Trade Partnership:** Goods exports (2023 data, 3/2024 release) and services exports (2022 data, 1/2024 release), calculated figures, based on U.S. Census Bureau and U.S. Bureau of Economic Analysis data at state and national levels. **Dun & Bradstreet:** Canadian-owned businesses (12/2023 release). Figures may not add up due to rounding. Produced by the Embassy of Canada in Washington, D.C.

# Pennsylvania's 15<sup>th</sup> district & Canada

## An integrated economic & security partnership

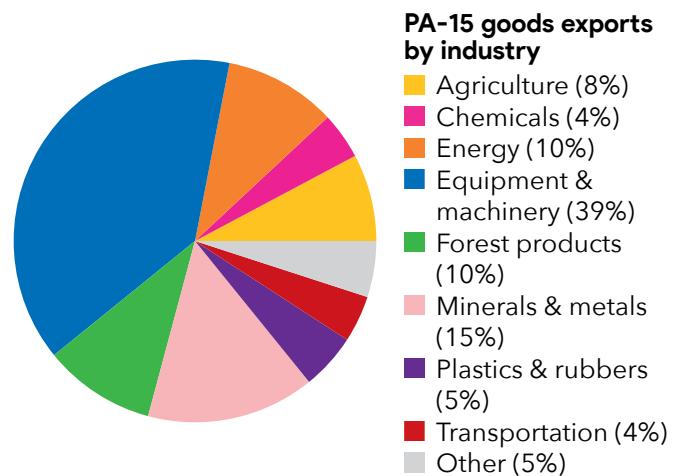
680 people are employed at the 28 Canadian-owned businesses operating in PA-15

### PA-15

**exports \$848 million**  
 in goods to Canada annually

#### Top PA-15 goods exports to Canada

■ Communications Equipment.....	\$103 million
■ Petroleum & coal products.....	\$55 million
■ Agricultural & construction machinery.....	\$50 million
■ Converted Paper Products.....	\$32 million
■ Plastics Products.....	\$32 million



### PA-15

**exports \$55 million**  
 in services to Canada annually

#### Top PA-15 services exports to Canada

Travel (including for education).....	\$28 million
Charges for the use of intellectual property.....	\$8 million
Business services.....	\$7 million
Financial services.....	\$5 million
Maintenance & repair services.....	\$4 million

#### Top Canadian-owned businesses in PA-15

- International Waxes
- Cogeco
- Columbia Energy
- Village Farms
- Stella-Jones
- AES Drilling Fluids
- Stantec
- Allegheny & Eastern Railroad
- Bfg Kalamazoo
- Superior Plus Energy Services

#### April 2024

Sources: **Trade Partnership:** Goods exports (2023 data, 3/2024 release) and services exports (2022 data, 1/2024 release), calculated figures, based on U.S. Census Bureau and U.S. Bureau of Economic Analysis data at state and national levels. **Dun & Bradstreet:** Canadian-owned businesses (12/2023 release). Figures may not add up due to rounding. Produced by the Embassy of Canada in Washington, D.C.



# Pennsylvania's 16<sup>th</sup> district & Canada

## An integrated economic & security partnership

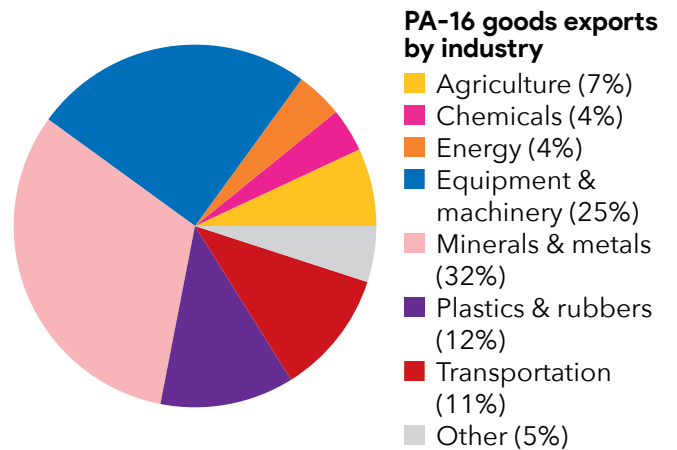
3,420 people are employed at the 32 Canadian-owned businesses operating in PA-16

### PA-16

**exports \$1.2 billion**  
 in goods to Canada annually

#### Top PA-16 goods exports to Canada

Iron, steel & ferroalloys.....	\$133 million
Plastics Products.....	\$103 million
Railroad Rolling Stock.....	\$78 million
Agricultural & construction machinery.....	\$68 million
Engines & turbines.....	\$67 million



### PA-16

**exports \$57 million**  
 in services to Canada annually

#### Top PA-16 services exports to Canada

Travel (including for education).....	\$20 million
Business services.....	\$11 million
Charges for the use of intellectual property.....	\$10 million
Insurance services.....	\$6 million
Maintenance & repair services.....	\$4 million

#### Top Canadian-owned businesses in PA-16

- AIM Recycling
- Stantec
- CCL Container
- Bush Industries Furniture
- US Security Associates
- International Waxes
- Mac's Convenience Stores
- Main Steel
- CSI Industries
- Igi The Intl Group

**April 2024**

Sources: **Trade Partnership:** Goods exports (2023 data, 3/2024 release) and services exports (2022 data, 1/2024 release), calculated figures, based on U.S. Census Bureau and U.S. Bureau of Economic Analysis data at state and national levels. **Dun & Bradstreet:** Canadian-owned businesses (12/2023 release). Figures may not add up due to rounding. Produced by the Embassy of Canada in Washington, D.C.

# Pennsylvania's 17<sup>th</sup> district & Canada

## An integrated economic & security partnership

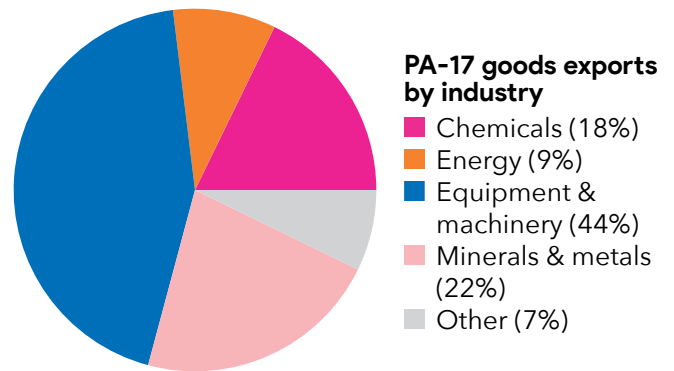
980 people are employed at the 45 Canadian-owned businesses operating in PA-17

### PA-17

**exports \$625 million**  
 in goods to Canada annually

#### Top PA-17 goods exports to Canada

■ Communications Equipment.....	\$126 million
■ Iron, steel & ferroalloys.....	\$97 million
■ Petroleum & coal products.....	\$48 million
■ Resins & Synthetic Fibers.....	\$47 million
■ Basic Chemicals.....	\$32 million



### PA-17

**exports \$126 million**  
 in services to Canada annually

#### Top PA-17 services exports to Canada

Business services.....	\$51 million
Travel (including for education).....	\$21 million
Charges for the use of intellectual property.....	\$20 million
Financial services.....	\$13 million
Insurance services.....	\$13 million

#### Top Canadian-owned businesses in PA-17

- E-Transport
- Samuel, Son & Co
- Exterran Energy
- Zoom Media & Marketing
- AtkinsRéalis
- E-Isg
- Stella-Jones
- Premier Salons
- Mac's Convenience Stores
- Clubcom

#### April 2024

Sources: **Trade Partnership:** Goods exports (2023 data, 3/2024 release) and services exports (2022 data, 1/2024 release), calculated figures, based on U.S. Census Bureau and U.S. Bureau of Economic Analysis data at state and national levels. **Dun & Bradstreet:** Canadian-owned businesses (12/2023 release). Figures may not add up due to rounding. Produced by the Embassy of Canada in Washington, D.C.

# Rhode Island's 1<sup>st</sup> district & Canada

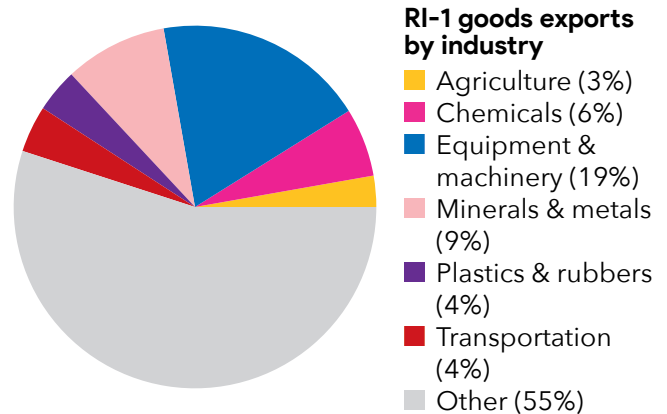
## An integrated economic & security partnership

700 people are employed at the 23 Canadian-owned businesses operating in RI-1

RI-1  
**exports \$238 million**  
 in goods to Canada annually

### Top RI-1 goods exports to Canada

Scrap Products.....	\$105 million
Nonferrous metal products.....	\$14 million
Plastics Products.....	\$9 million
Resins & Synthetic Fibers.....	\$6 million
Motor Vehicles.....	\$6 million



RI-1  
**exports \$86 million**  
 in services to Canada annually

### Top RI-1 services exports to Canada

Travel (including for education).....	\$34 million
Business services.....	\$16 million
Financial services.....	\$14 million
Charges for the use of intellectual property.....	\$14 million
Insurance services.....	\$7 million

### Top Canadian-owned businesses in RI-1

- Linear Title & Closing
- TForce
- Unique Digital Technology
- Vicom
- Lpa Software Solutions
- TD Bank NA
- Trans World Ny Sub
- Lighthouse Computer Services
- Mac's Convenience Stores
- Roosevelt Investment Group

**April 2024**

Sources: **Trade Partnership:** Goods exports (2023 data, 3/2024 release) and services exports (2022 data, 1/2024 release), calculated figures, based on U.S. Census Bureau and U.S. Bureau of Economic Analysis data at state and national levels. **Dun & Bradstreet:** Canadian-owned businesses (12/2023 release). Figures may not add up due to rounding. Produced by the Embassy of Canada in Washington, D.C.

# Rhode Island's 2<sup>nd</sup> district & Canada

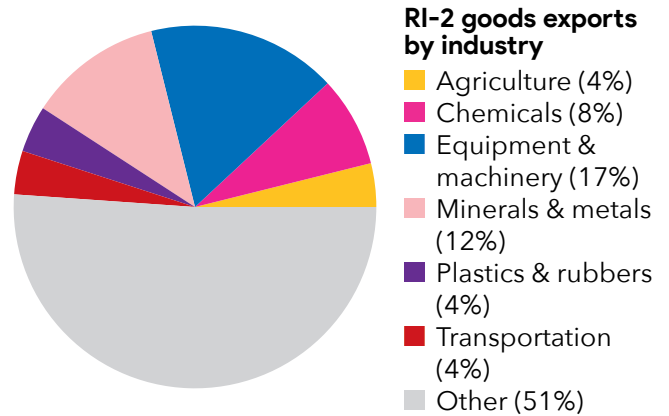
## An integrated economic & security partnership

710 people are employed at the 25 Canadian-owned businesses operating in RI-2

RI-2  
**exports \$248 million**  
 in goods to Canada annually

### Top RI-2 goods exports to Canada

Scrap Products.....	\$107 million
Electrical Equipment & Components.....	\$11 million
Plastics Products.....	\$9 million
Resins & Synthetic Fibers.....	\$8 million
Meat Products.....	\$7 million



RI-2  
**exports \$80 million**  
 in services to Canada annually

### Top RI-2 services exports to Canada

Travel (including for education).....	\$26 million
Charges for the use of intellectual property.....	\$15 million
Business services.....	\$15 million
Financial services.....	\$11 million
Insurance services.....	\$6 million

### Top Canadian-owned businesses in RI-2

- Guardsmark
- SMG Holdings
- US Security Associates
- WSP USA
- Tim Hortons
- Trans World Ny Sub
- Dayton Superior
- RBC
- TD Bank NA
- International Dioxide

April 2024

Sources: **Trade Partnership:** Goods exports (2023 data, 3/2024 release) and services exports (2022 data, 1/2024 release), calculated figures, based on U.S. Census Bureau and U.S. Bureau of Economic Analysis data at state and national levels. **Dun & Bradstreet:** Canadian-owned businesses (12/2023 release). Figures may not add up due to rounding. Produced by the Embassy of Canada in Washington, D.C.

# South Carolina's 1<sup>st</sup> district & Canada

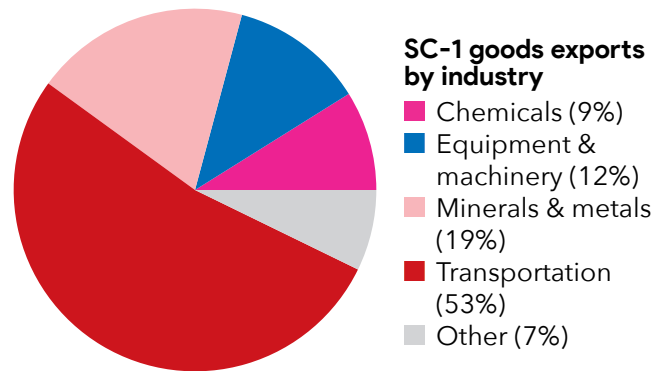
## An integrated economic & security partnership

850 people are employed at the 20 Canadian-owned businesses operating in SC-1

SC-1  
**exports \$310 million**  
 in goods to Canada annually

### Top SC-1 goods exports to Canada

■ Motor Vehicles.....	\$147 million
■ Iron, steel & ferroalloys.....	\$26 million
■ Aluminum.....	\$15 million
■ Basic Chemicals.....	\$15 million
■ Audio & Video Equipment.....	\$10 million



SC-1  
**exports \$73 million**  
 in services to Canada annually

### Top SC-1 services exports to Canada

Travel (including for education).....	\$34 million
Business services.....	\$23 million
Charges for the use of intellectual property.....	\$11 million
Maintenance & repair services.....	\$2 million
Financial services.....	\$1 million

### Top Canadian-owned businesses in SC-1

- Circle K
- American Apparel
- Gildan
- TD Bank NA
- Peds Legwear (Usa)
- Colliers International
- Critical Solutions International
- Aeterna Zentaris
- CertaPro Painters
- Marine Terminals Corporation

April 2024

Sources: **Trade Partnership:** Goods exports (2023 data, 3/2024 release) and services exports (2022 data, 1/2024 release), calculated figures, based on U.S. Census Bureau and U.S. Bureau of Economic Analysis data at state and national levels. **Dun & Bradstreet:** Canadian-owned businesses (12/2023 release). Figures may not add up due to rounding. Produced by the Embassy of Canada in Washington, D.C.

# South Carolina's 2<sup>nd</sup> district & Canada

## An integrated economic & security partnership

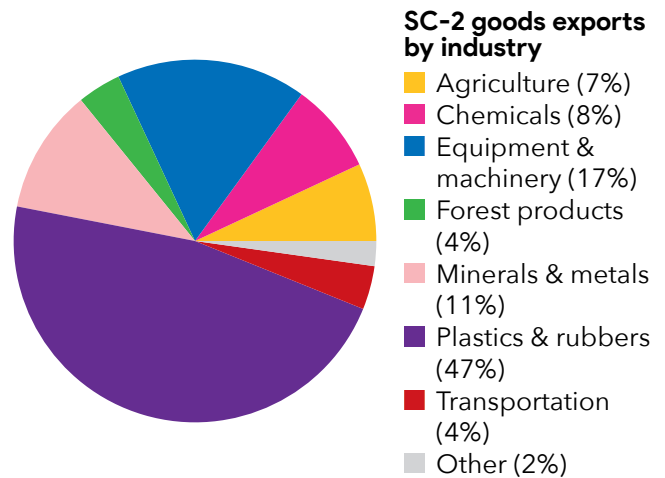
1,250 people are employed at the 29 Canadian-owned businesses operating in SC-2

### SC-2

**exports \$481 million**  
 in goods to Canada annually

#### Top SC-2 goods exports to Canada

■ Rubber Products.....	\$210 million
■ Animal Foods.....	\$23 million
■ Resins & Synthetic Fibers.....	\$22 million
■ Electrical Equipment & Components.....	\$19 million
■ Plastics Products.....	\$17 million



### SC-2

**exports \$56 million**  
 in services to Canada annually

#### Top SC-2 services exports to Canada

Travel (including for education).....	\$18 million
Business services.....	\$15 million
Charges for the use of intellectual property.....	\$9 million
Insurance services.....	\$7 million
Maintenance & repair services.....	\$3 million

#### Top Canadian-owned businesses in SC-2

- Circle K
- Aeon
- US Security Associates
- John Hancock
- Ddi Technology
- Service Experts
- TForce
- TD Bank NA
- G Force Cable
- Atlantic Broadband

#### April 2024

Sources: **Trade Partnership:** Goods exports (2023 data, 3/2024 release) and services exports (2022 data, 1/2024 release), calculated figures, based on U.S. Census Bureau and U.S. Bureau of Economic Analysis data at state and national levels. **Dun & Bradstreet:** Canadian-owned businesses (12/2023 release). Figures may not add up due to rounding. Produced by the Embassy of Canada in Washington, D.C.

# South Carolina's 3<sup>rd</sup> district & Canada

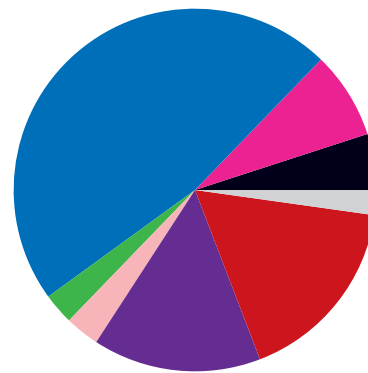
## An integrated economic & security partnership

2,070 people are employed at the 25 Canadian-owned businesses operating in SC-3

SC-3  
**exports \$1.1 billion**  
 in goods to Canada annually

### Top SC-3 goods exports to Canada

■ Household Appliances.....	\$138 million
■ Rubber Products.....	\$121 million
■ Motor Vehicle Parts.....	\$120 million
■ Electrical Equipment & Components.....	\$73 million
■ Agricultural & construction machinery.....	\$61 million



SC-3 goods exports by industry

- Apparel & textiles (5%)
- Chemicals (8%)
- Equipment & machinery (47%)
- Forest products (3%)
- Minerals & metals (3%)
- Plastics & rubbers (15%)
- Transportation (17%)
- Other (2%)

SC-3  
**exports \$35 million**  
 in services to Canada annually

### Top SC-3 services exports to Canada

Travel (including for education).....	\$14 million
Business services.....	\$11 million
Charges for the use of intellectual property.....	\$6 million
Maintenance & repair services.....	\$2 million
Financial services.....	\$1 million

### Top Canadian-owned businesses in SC-3

- Magna Drive Auto Amer Div
- Avery Products
- CCL Label
- Allied Universal
- West Fraser
- Norbord
- Allegro Industries
- TD Bank NA
- Circle K
- Waste Industries

April 2024

Sources: **Trade Partnership:** Goods exports (2023 data, 3/2024 release) and services exports (2022 data, 1/2024 release), calculated figures, based on U.S. Census Bureau and U.S. Bureau of Economic Analysis data at state and national levels. **Dun & Bradstreet:** Canadian-owned businesses (12/2023 release). Figures may not add up due to rounding. Produced by the Embassy of Canada in Washington, D.C.

# South Carolina's 4<sup>th</sup> district & Canada

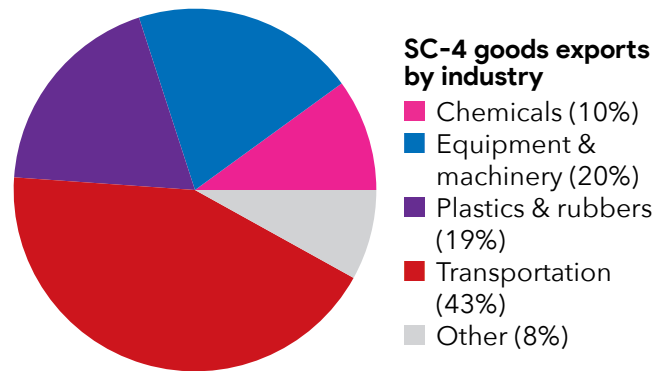
## An integrated economic & security partnership

3,440 people are employed at the 53 Canadian-owned businesses operating in SC-4

SC-4  
**exports \$1.2 billion**  
 in goods to Canada annually

### Top SC-4 goods exports to Canada

■ Motor Vehicles.....	\$342 million
■ Rubber Products.....	\$168 million
■ Motor Vehicle Parts.....	\$125 million
■ Soaps, Cleaning Agents & Toiletries.....	\$76 million
■ Plastics Products.....	\$65 million



SC-4  
**exports \$86 million**  
 in services to Canada annually

### Top SC-4 services exports to Canada

Business services.....	\$38 million
Charges for the use of intellectual property.....	\$17 million
Travel (including for education).....	\$14 million
Financial services.....	\$9 million
Maintenance & repair services.....	\$5 million

### Top Canadian-owned businesses in SC-4

- Louis Berger
- Bausch + Lomb
- Circle K
- Span-America Med Systems
- Confluence Outdoor
- Transcontinental
- Allied Universal
- US Security Associates
- TForce
- TD Bank NA

**April 2024**

Sources: **Trade Partnership:** Goods exports (2023 data, 3/2024 release) and services exports (2022 data, 1/2024 release), calculated figures, based on U.S. Census Bureau and U.S. Bureau of Economic Analysis data at state and national levels. **Dun & Bradstreet:** Canadian-owned businesses (12/2023 release). Figures may not add up due to rounding. Produced by the Embassy of Canada in Washington, D.C.



# South Carolina's 5<sup>th</sup> district & Canada

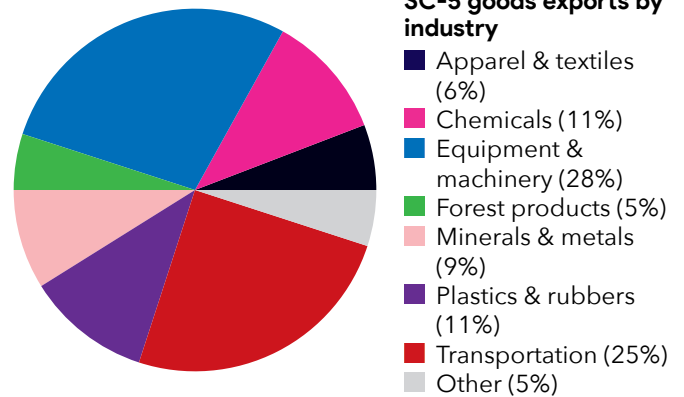
## An integrated economic & security partnership

2,290 people are employed at the 32 Canadian-owned businesses operating in SC-5

SC-5  
**exports \$611 million**  
 in goods to Canada annually

### Top SC-5 goods exports to Canada

■ Motor Vehicles.....	\$119 million
■ Electrical Equipment & Components.....	\$57 million
■ Rubber Products.....	\$45 million
■ Agricultural & construction machinery.....	\$40 million
■ Basic Chemicals.....	\$29 million



SC-5  
**exports \$49 million**  
 in services to Canada annually

### Top SC-5 services exports to Canada

Business services.....	\$18 million
Travel (including for education).....	\$14 million
Charges for the use of intellectual property.....	\$7 million
Financial services.....	\$4 million
Maintenance & repair services.....	\$3 million

### Top Canadian-owned businesses in SC-5

- TForce
- Chemtrade
- Great Atlantic News
- New South Lumber
- Circle K
- Mancor
- Haile Gold Mine
- Supermetal Southern
- Zenith Insurance Company
- Samuel, Son & Co

April 2024

Sources: **Trade Partnership:** Goods exports (2023 data, 3/2024 release) and services exports (2022 data, 1/2024 release), calculated figures, based on U.S. Census Bureau and U.S. Bureau of Economic Analysis data at state and national levels. **Dun & Bradstreet:** Canadian-owned businesses (12/2023 release). Figures may not add up due to rounding. Produced by the Embassy of Canada in Washington, D.C.

# South Carolina's 6<sup>th</sup> district & Canada

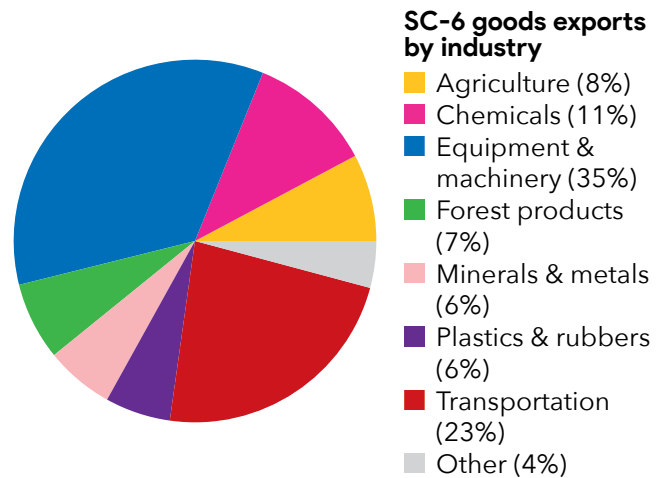
## An integrated economic & security partnership

1,760 people are employed at the 42 Canadian-owned businesses operating in SC-6

SC-6  
**exports \$473 million**  
 in goods to Canada annually

### Top SC-6 goods exports to Canada

■ Agricultural & construction machinery.....	\$65 million
■ Aerospace products & parts.....	\$56 million
■ Motor Vehicles.....	\$44 million
■ Basic Chemicals.....	\$30 million
■ Animal Foods.....	\$30 million



SC-6  
**exports \$115 million**  
 in services to Canada annually

### Top SC-6 services exports to Canada

Travel (including for education).....	\$46 million
Business services.....	\$36 million
Charges for the use of intellectual property.....	\$14 million
Insurance services.....	\$9 million
Financial services.....	\$4 million

### Top Canadian-owned businesses in SC-6

- Circle K
- Elliott Brothers Holdings
- Guardsmark
- CGI Federal
- CGI
- Stantec
- TForce
- Coreslab Structures
- International Security Management Group
- Nutrien Ag Solutions

**April 2024**

Sources: **Trade Partnership:** Goods exports (2023 data, 3/2024 release) and services exports (2022 data, 1/2024 release), calculated figures, based on U.S. Census Bureau and U.S. Bureau of Economic Analysis data at state and national levels. **Dun & Bradstreet:** Canadian-owned businesses (12/2023 release). Figures may not add up due to rounding. Produced by the Embassy of Canada in Washington, D.C.

# South Carolina's 7<sup>th</sup> district & Canada

## An integrated economic & security partnership

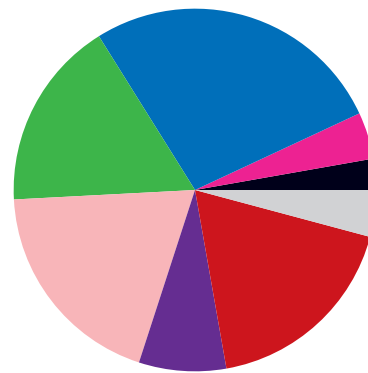
1,820 people are employed at the 29 Canadian-owned businesses operating in SC-7

### SC-7

**exports \$359 million**  
 in goods to Canada annually

#### Top SC-7 goods exports to Canada

■ Motor Vehicles.....	\$55 million
■ Converted Paper Products.....	\$44 million
■ Rubber Products.....	\$25 million
■ Agricultural & construction machinery.....	\$23 million
■ Electrical Equipment & Components.....	\$16 million



SC-7 goods exports by industry

- Apparel & textiles (3%)
- Chemicals (4%)
- Equipment & machinery (27%)
- Forest products (17%)
- Minerals & metals (19%)
- Plastics & rubbers (8%)
- Transportation (18%)
- Other (4%)

### SC-7

**exports \$73 million**  
 in services to Canada annually

#### Top SC-7 services exports to Canada

Travel (including for education).....	\$50 million
Business services.....	\$9 million
Charges for the use of intellectual property.....	\$7 million
Financial services.....	\$4 million
Insurance services.....	\$2 million

#### Top Canadian-owned businesses in SC-7

- Circle K
- New South Lumber
- New South Lumber Company
- Gildan
- US Security Associates
- TD Bank NA
- Interfor
- Ripley Entertainment
- Canfor
- Spectratex

April 2024

Sources: **Trade Partnership:** Goods exports (2023 data, 3/2024 release) and services exports (2022 data, 1/2024 release), calculated figures, based on U.S. Census Bureau and U.S. Bureau of Economic Analysis data at state and national levels. **Dun & Bradstreet:** Canadian-owned businesses (12/2023 release). Figures may not add up due to rounding. Produced by the Embassy of Canada in Washington, D.C.

# Tennessee's 1<sup>st</sup> district & Canada

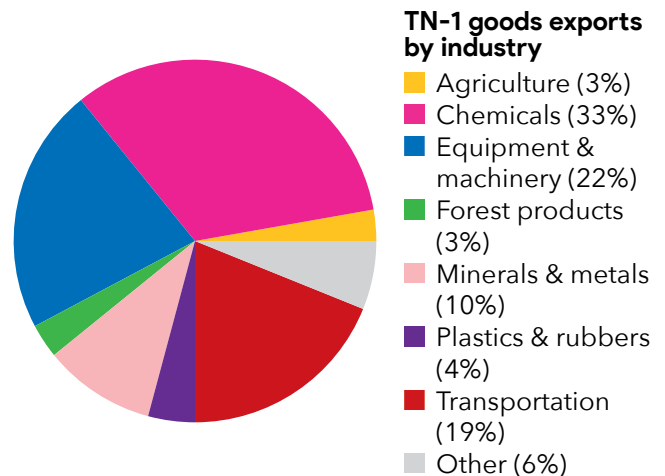
## An integrated economic & security partnership

660 people are employed at the 16 Canadian-owned businesses operating in TN-1

TN-1  
**exports \$1.0 billion**  
 in goods to Canada annually

### Top TN-1 goods exports to Canada

■ Pharmaceuticals & Medicines.....	\$132 million
■ Resins & Synthetic Fibers.....	\$129 million
■ Motor Vehicles.....	\$103 million
■ Motor Vehicle Parts.....	\$60 million
■ Basic Chemicals.....	\$56 million



TN-1  
**exports \$95 million**  
 in services to Canada annually

### Top TN-1 services exports to Canada

Travel (including for education).....	\$62 million
Business services.....	\$11 million
Charges for the use of intellectual property.....	\$10 million
Financial services.....	\$9 million
Maintenance & repair services.....	\$2 million

### Top Canadian-owned businesses in TN-1

- Ripley Entertainment
- Leclerc Foods
- Waste Industries
- Trans World Ny Sub
- East Tennessee Natural Gas
- American Book
- Angor
- Rail Link
- Spectra Energy
- Glass America

April 2024

Sources: **Trade Partnership:** Goods exports (2023 data, 3/2024 release) and services exports (2022 data, 1/2024 release), calculated figures, based on U.S. Census Bureau and U.S. Bureau of Economic Analysis data at state and national levels. **Dun & Bradstreet:** Canadian-owned businesses (12/2023 release). Figures may not add up due to rounding. Produced by the Embassy of Canada in Washington, D.C.

# Tennessee's 2<sup>nd</sup> district & Canada

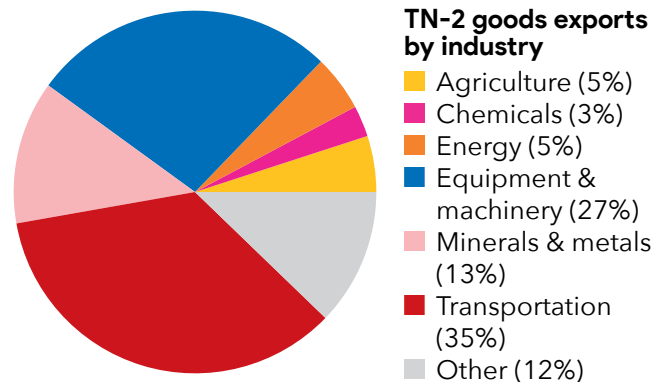
## An integrated economic & security partnership

580 people are employed at the 26 Canadian-owned businesses operating in TN-2

TN-2  
**exports \$673 million**  
 in goods to Canada annually

### Top TN-2 goods exports to Canada

■ Motor Vehicle Parts.....	\$110 million
■ Navigational & measuring instruments.....	\$78 million
■ Ships & Boats.....	\$45 million
■ Motor Vehicle Bodies & Trailers.....	\$42 million
■ Iron, steel & ferroalloys.....	\$40 million



TN-2  
**exports \$105 million**  
 in services to Canada annually

### Top TN-2 services exports to Canada

Travel (including for education).....	\$38 million
Business services.....	\$35 million
Financial services.....	\$11 million
Charges for the use of intellectual property.....	\$11 million
Telecommunications, computer & information services	\$4 million

### Top Canadian-owned businesses in TN-2

- Nortekbelair Corporation
- US Security Associates
- Waste Connections
- TForce
- Pattison Sign Group
- Wood Environmental Infrastructure Solutions
- Nova/Tcb Usa
- Century Fire Protection
- Solar Alliance
- East Tennessee Natural Gas

**April 2024**

Sources: **Trade Partnership:** Goods exports (2023 data, 3/2024 release) and services exports (2022 data, 1/2024 release), calculated figures, based on U.S. Census Bureau and U.S. Bureau of Economic Analysis data at state and national levels. **Dun & Bradstreet:** Canadian-owned businesses (12/2023 release). Figures may not add up due to rounding. Produced by the Embassy of Canada in Washington, D.C.

# Tennessee's 3<sup>rd</sup> district & Canada

## An integrated economic & security partnership

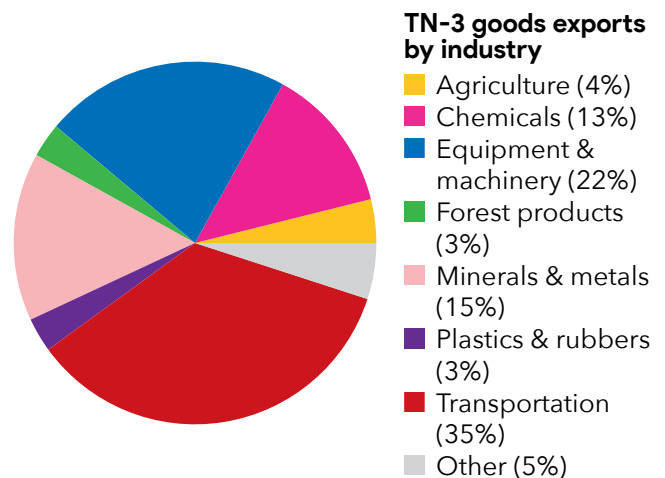
2,060 people are employed at the 20 Canadian-owned businesses operating in TN-3

### TN-3

**exports \$1.5 billion**  
 in goods to Canada annually

#### Top TN-3 goods exports to Canada

■ Motor Vehicles.....	\$335 million
■ Pharmaceuticals & Medicines.....	\$143 million
■ Motor Vehicle Parts.....	\$129 million
■ Agricultural & construction machinery.....	\$85 million
■ Electrical Equipment & Components.....	\$63 million



### TN-3

**exports \$90 million**  
 in services to Canada annually

#### Top TN-3 services exports to Canada

Travel (including for education).....	\$28 million
Business services.....	\$23 million
Insurance services.....	\$16 million
Charges for the use of intellectual property.....	\$13 million
Maintenance & repair services.....	\$4 million

#### Top Canadian-owned businesses in TN-3

- Eagle Bend Mfg
- Circle K
- AtkinsRéalis
- Arcade Beauty
- Woodbridge
- Waste Connections
- Century Fire Protection
- Trans World Ny Sub
- Isotek Systems
- East Tennessee Natural Gas

#### April 2024

Sources: **Trade Partnership:** Goods exports (2023 data, 3/2024 release) and services exports (2022 data, 1/2024 release), calculated figures, based on U.S. Census Bureau and U.S. Bureau of Economic Analysis data at state and national levels. **Dun & Bradstreet:** Canadian-owned businesses (12/2023 release). Figures may not add up due to rounding. Produced by the Embassy of Canada in Washington, D.C.

# Tennessee's 4<sup>th</sup> district & Canada

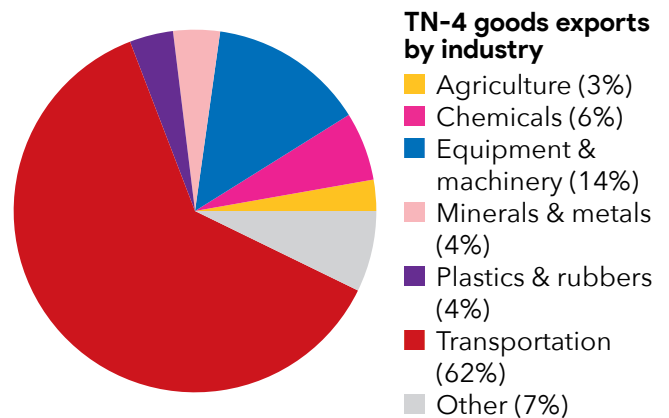
## An integrated economic & security partnership

1,170 people are employed at the 21 Canadian-owned businesses operating in TN-4

**TN-4**  
**exports \$1.5 billion**  
 in goods to Canada annually

### Top TN-4 goods exports to Canada

■ Motor Vehicles.....	\$842 million
■ Motor Vehicle Parts.....	\$94 million
■ Pharmaceuticals & Medicines.....	\$57 million
■ Rubber Products.....	\$46 million
■ Agricultural & construction machinery.....	\$34 million



**TN-4**  
**exports \$81 million**  
 in services to Canada annually

### Top TN-4 services exports to Canada

Charges for the use of intellectual property.....	\$39 million
Travel (including for education).....	\$23 million
Business services.....	\$9 million
Financial services.....	\$5 million
Maintenance & repair services.....	\$3 million

### Top Canadian-owned businesses in TN-4

- Dura Automotive
- Circle K
- Iqtalent Partners
- Guardsmark
- Integrity Tool & Mold
- Signal Point Systems
- Texas Eastern Transmission
- Cinram Group
- Precision Laser & Manufacturing
- Nutrien Ag Solutions

**April 2024**

Sources: **Trade Partnership:** Goods exports (2023 data, 3/2024 release) and services exports (2022 data, 1/2024 release), calculated figures, based on U.S. Census Bureau and U.S. Bureau of Economic Analysis data at state and national levels. **Dun & Bradstreet:** Canadian-owned businesses (12/2023 release). Figures may not add up due to rounding. Produced by the Embassy of Canada in Washington, D.C.

# Tennessee's 5<sup>th</sup> district & Canada

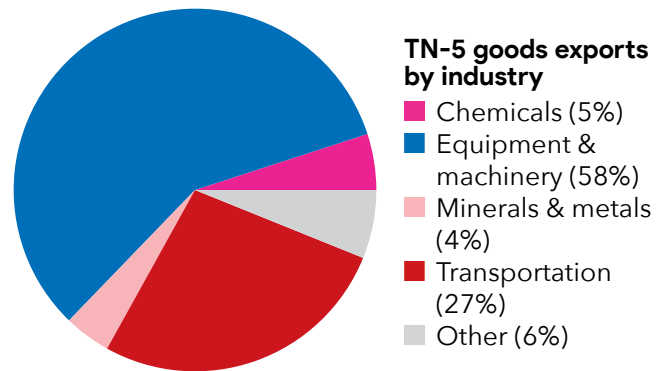
## An integrated economic & security partnership

990 people are employed at the 35 Canadian-owned businesses operating in TN-5

TN-5  
**exports \$1.0 billion**  
 in goods to Canada annually

### Top TN-5 goods exports to Canada

■ Computer Equipment.....	\$427 million
■ Motor Vehicles.....	\$245 million
■ Navigational & measuring instruments.....	\$51 million
■ Magnetic & Optical Media.....	\$41 million
■ Pharmaceuticals & Medicines.....	\$39 million



TN-5  
**exports \$218 million**  
 in services to Canada annually

### Top TN-5 services exports to Canada

Business services.....	\$69 million
Travel (including for education).....	\$66 million
Charges for the use of intellectual property.....	\$50 million
Insurance services.....	\$17 million
Financial services.....	\$9 million

### Top Canadian-owned businesses in TN-5

- State Group Industrial Usa Ltd
- Mydatt Services
- Wood Environmental Infrastructure Solutions
- TForce
- Samuel, Son & Co
- Digichart
- Stantec
- Columbia Gulf Transmission
- Circle K
- Phymed Healthcare Group

April 2024

Sources: **Trade Partnership:** Goods exports (2023 data, 3/2024 release) and services exports (2022 data, 1/2024 release), calculated figures, based on U.S. Census Bureau and U.S. Bureau of Economic Analysis data at state and national levels. **Dun & Bradstreet:** Canadian-owned businesses (12/2023 release). Figures may not add up due to rounding. Produced by the Embassy of Canada in Washington, D.C.



# Tennessee's 6<sup>th</sup> district & Canada

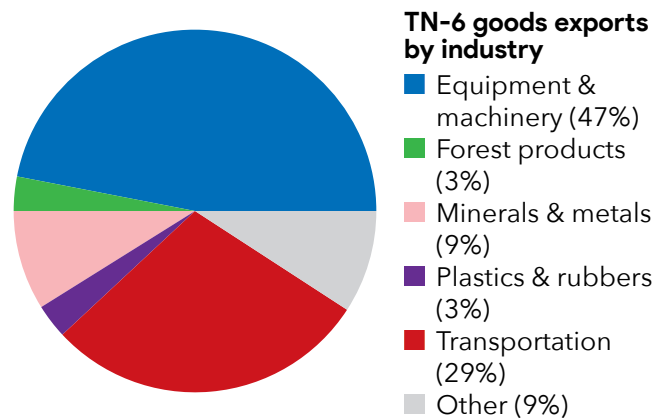
## An integrated economic & security partnership

520 people are employed at the 29 Canadian-owned businesses operating in TN-6

**TN-6**  
**exports \$776 million**  
 in goods to Canada annually

### Top TN-6 goods exports to Canada

■ Motor Vehicles.....	\$143 million
■ Computer Equipment.....	\$129 million
■ Motor Vehicle Parts.....	\$79 million
■ Magnetic & Optical Media.....	\$41 million
■ Electrical Equipment & Components.....	\$39 million



**TN-6**  
**exports \$149 million**  
 in services to Canada annually

### Top TN-6 services exports to Canada

Travel (including for education).....	\$59 million
Business services.....	\$34 million
Charges for the use of intellectual property.....	\$32 million
Telecommunications, computer & information services	\$7 million
Insurance services.....	\$7 million

### Top Canadian-owned businesses in TN-6

- Service Experts
- Premier Global Production
- Mitel
- Circle K
- Spectra Energy
- AtkinsRéalis
- Warren Brothers Sash & Door
- East Tennessee Natural Gas
- Waste Connections
- FTEC

**April 2024**

Sources: **Trade Partnership:** Goods exports (2023 data, 3/2024 release) and services exports (2022 data, 1/2024 release), calculated figures, based on U.S. Census Bureau and U.S. Bureau of Economic Analysis data at state and national levels. **Dun & Bradstreet:** Canadian-owned businesses (12/2023 release). Figures may not add up due to rounding. Produced by the Embassy of Canada in Washington, D.C.

# Tennessee's 7<sup>th</sup> district & Canada

## An integrated economic & security partnership

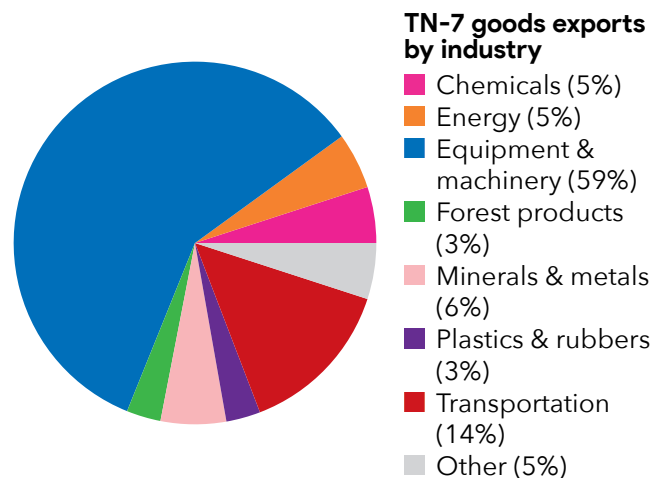
950 people are employed at the 43 Canadian-owned businesses operating in TN-7

### TN-7

**exports \$858 million**  
 in goods to Canada annually

#### Top TN-7 goods exports to Canada

■ Magnetic & Optical Media.....	\$155 million
■ Household Appliances.....	\$85 million
■ Motor Vehicles.....	\$75 million
■ Computer Equipment.....	\$66 million
■ Agricultural & construction machinery.....	\$59 million



### TN-7

**exports \$215 million**  
 in services to Canada annually

#### Top TN-7 services exports to Canada

Charges for the use of intellectual property.....	\$75 million
Travel (including for education).....	\$67 million
Business services.....	\$43 million
Financial services.....	\$11 million
Insurance services.....	\$8 million

#### Top Canadian-owned businesses in TN-7

- Usap-Tennessee
- Wb Frozen Us
- Waste Industries
- Circle K
- ICP
- J & J Services
- SMG Holdings
- Metrican Stamping
- Colliers International
- Waste Connections

April 2024

Sources: **Trade Partnership:** Goods exports (2023 data, 3/2024 release) and services exports (2022 data, 1/2024 release), calculated figures, based on U.S. Census Bureau and U.S. Bureau of Economic Analysis data at state and national levels. **Dun & Bradstreet:** Canadian-owned businesses (12/2023 release). Figures may not add up due to rounding. Produced by the Embassy of Canada in Washington, D.C.

# Tennessee's 8<sup>th</sup> district & Canada

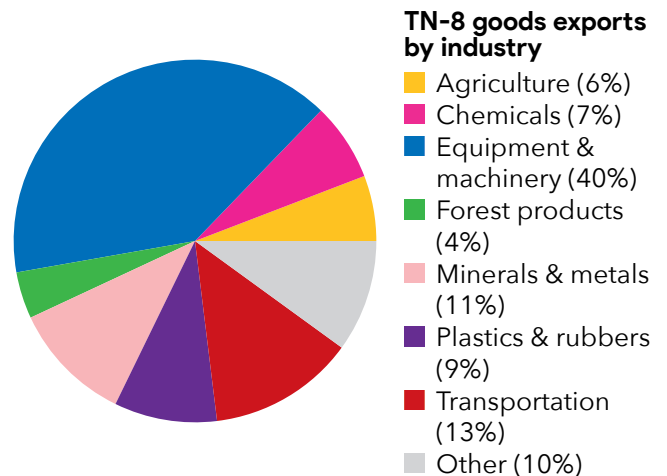
## An integrated economic & security partnership

2,730 people are employed at the 29 Canadian-owned businesses operating in TN-8

**TN-8**  
**exports \$907 million**  
 in goods to Canada annually

### Top TN-8 goods exports to Canada

■ Motor Vehicles.....	\$77 million
■ Agricultural & construction machinery.....	\$65 million
■ Engines & turbines.....	\$62 million
■ Medical Equipment & Supplies.....	\$55 million
■ Plastics Products.....	\$40 million



**TN-8**  
**exports \$64 million**  
 in services to Canada annually

### Top TN-8 services exports to Canada

Travel (including for education).....	\$26 million
Business services.....	\$19 million
Charges for the use of intellectual property.....	\$8 million
Financial services.....	\$6 million
Maintenance & repair services.....	\$2 million

### Top Canadian-owned businesses in TN-8

- Nutrien Ag Solutions
- Crew Training Intl
- CCL Label
- Gilman Building Products
- Magna Seating
- West Fraser
- Sims Doyle & Sons Trucking
- Circle K
- Cascades
- ANR Pipeline

**April 2024**

Sources: **Trade Partnership:** Goods exports (2023 data, 3/2024 release) and services exports (2022 data, 1/2024 release), calculated figures, based on U.S. Census Bureau and U.S. Bureau of Economic Analysis data at state and national levels. **Dun & Bradstreet:** Canadian-owned businesses (12/2023 release). Figures may not add up due to rounding. Produced by the Embassy of Canada in Washington, D.C.

# Tennessee's 9<sup>th</sup> district & Canada

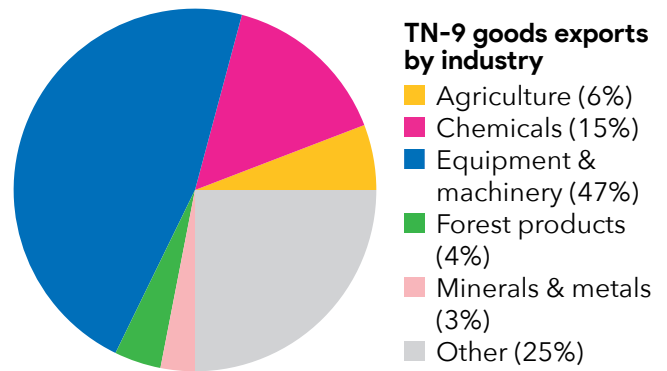
## An integrated economic & security partnership

2,070 people are employed at the 27 Canadian-owned businesses operating in TN-9

**TN-9**  
**exports \$465 million**  
 in goods to Canada annually

### Top TN-9 goods exports to Canada

Medical Equipment & Supplies.....	\$110 million
Engines & turbines.....	\$106 million
Basic Chemicals.....	\$48 million
HVAC & Refrigeration Equipment.....	\$31 million
Grain & Oilseed Milling Products.....	\$22 million



**TN-9**  
**exports \$157 million**  
 in services to Canada annually

### Top TN-9 services exports to Canada

Transport.....	\$59 million
Business services.....	\$39 million
Travel (including for education).....	\$37 million
Charges for the use of intellectual property.....	\$11 million
Maintenance & repair services.....	\$5 million

### Top Canadian-owned businesses in TN-9

- Illinois Central Railroad
- TForce
- Circle K
- Richardsn Oilseed Prdcts Ltd
- SMG Holdings
- Guardsmark
- Lima Refining
- Waste Connections
- Tracelogix
- Christie Medical Innovations

**April 2024**

Sources: **Trade Partnership:** Goods exports (2023 data, 3/2024 release) and services exports (2022 data, 1/2024 release), calculated figures, based on U.S. Census Bureau and U.S. Bureau of Economic Analysis data at state and national levels. **Dun & Bradstreet:** Canadian-owned businesses (12/2023 release). Figures may not add up due to rounding. Produced by the Embassy of Canada in Washington, D.C.

# Texas' 1<sup>st</sup> district & Canada

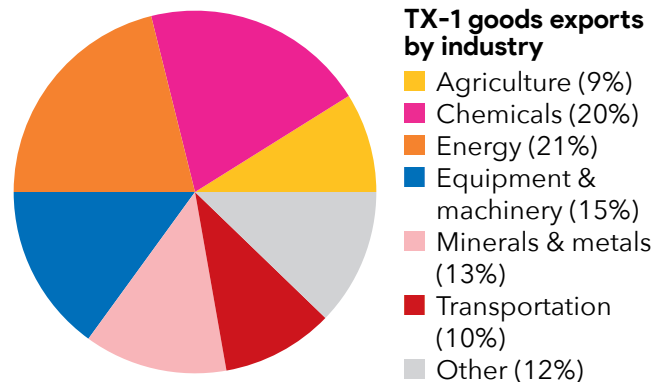
## An integrated economic & security partnership

1,840 people are employed at the 35 Canadian-owned businesses operating in TX-1

TX-1  
**exports \$1.1 billion**  
 in goods to Canada annually

### Top TX-1 goods exports to Canada

Oil & Gas.....	\$145 million
Resins & Synthetic Fibers.....	\$102 million
Basic Chemicals.....	\$96 million
Petroleum & coal products.....	\$90 million
Iron, steel & ferroalloys.....	\$74 million



TX-1  
**exports \$54 million**  
 in services to Canada annually

### Top TX-1 services exports to Canada

Business services.....	\$18 million
Travel (including for education).....	\$15 million
Charges for the use of intellectual property.....	\$9 million
Financial services.....	\$6 million
Maintenance & repair services.....	\$4 million

### Top Canadian-owned businesses in TX-1

- Norbord
- West Fraser
- Waste Connections
- Anthony Forest Products
- Delta Strapping Corporation
- Trimac Transportation
- JMS Russel Metals
- Texas Eastern Transmission
- Enerflex Energy Systems
- Trans World Ny Sub

**April 2024**

Sources: **Trade Partnership:** Goods exports (2023 data, 3/2024 release) and services exports (2022 data, 1/2024 release), calculated figures, based on U.S. Census Bureau and U.S. Bureau of Economic Analysis data at state and national levels. **Dun & Bradstreet:** Canadian-owned businesses (12/2023 release). Figures may not add up due to rounding. Produced by the Embassy of Canada in Washington, D.C.

# Texas' 2<sup>nd</sup> district & Canada

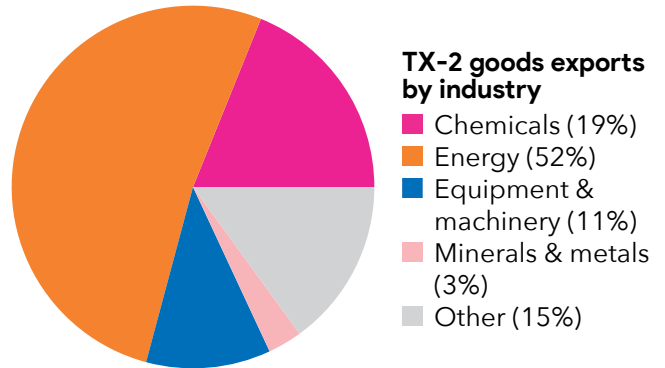
## An integrated economic & security partnership

1,430 people are employed at the 57 Canadian-owned businesses operating in TX-2

**TX-2**  
**exports \$1.1 billion**  
 in goods to Canada annually

### Top TX-2 goods exports to Canada

Oil & Gas.....	\$524 million
Scrap Products.....	\$104 million
Basic Chemicals.....	\$104 million
Resins & Synthetic Fibers.....	\$82 million
Agricultural & construction machinery.....	\$36 million



**TX-2**  
**exports \$93 million**  
 in services to Canada annually

### Top TX-2 services exports to Canada

Business services.....	\$51 million
Travel (including for education).....	\$16 million
Charges for the use of intellectual property.....	\$14 million
Maintenance & repair services.....	\$4 million
Financial services.....	\$4 million

### Top Canadian-owned businesses in TX-2

- Waste Connections
- Tex-Mex Railway
- Socotherm Gulf Of Mexico
- R360 Environmental Solutions
- Guardsmark
- ATCO Structures & Logistics
- Hays Utility South Corporation
- AIM World Services
- Tarsco
- Ptw Energy Services

**April 2024**

Sources: **Trade Partnership:** Goods exports (2023 data, 3/2024 release) and services exports (2022 data, 1/2024 release), calculated figures, based on U.S. Census Bureau and U.S. Bureau of Economic Analysis data at state and national levels. **Dun & Bradstreet:** Canadian-owned businesses (12/2023 release). Figures may not add up due to rounding. Produced by the Embassy of Canada in Washington, D.C.

# Texas' 3<sup>rd</sup> district & Canada

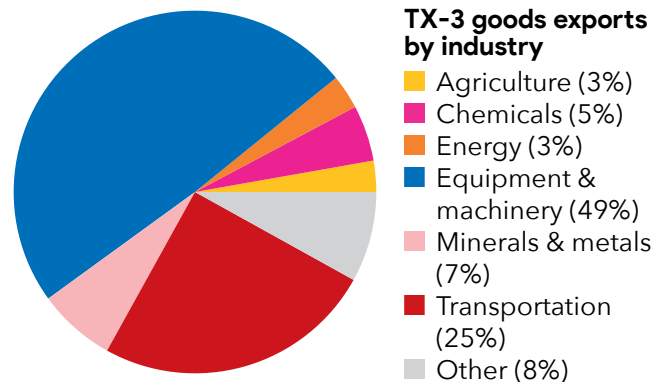
## An integrated economic & security partnership

350 people are employed at the 23 Canadian-owned businesses operating in TX-3

TX-3  
**exports \$388 million**  
 in goods to Canada annually

### Top TX-3 goods exports to Canada

■ Navigational & measuring instruments.....	\$81 million
■ Aerospace products & parts.....	\$42 million
■ Motor Vehicle Parts.....	\$31 million
■ Electrical Equipment & Components.....	\$27 million
■ Communications Equipment.....	\$22 million



TX-3  
**exports \$138 million**  
 in services to Canada annually

### Top TX-3 services exports to Canada

Charges for the use of intellectual property.....	\$53 million
Business services.....	\$31 million
Financial services.....	\$19 million
Telecommunications, computer & information services	\$13 million
Travel (including for education).....	\$12 million

### Top Canadian-owned businesses in TX-3

- Waste Connections
- Chemtrade
- Kansas City Southern Railway
- USFI
- Hixson Lumber
- Exco
- RBC
- CertaPro Painters
- Aldo
- Circle K

**April 2024**

Sources: **Trade Partnership:** Goods exports (2023 data, 3/2024 release) and services exports (2022 data, 1/2024 release), calculated figures, based on U.S. Census Bureau and U.S. Bureau of Economic Analysis data at state and national levels. **Dun & Bradstreet:** Canadian-owned businesses (12/2023 release). Figures may not add up due to rounding. Produced by the Embassy of Canada in Washington, D.C.

# Texas' 4<sup>th</sup> district & Canada

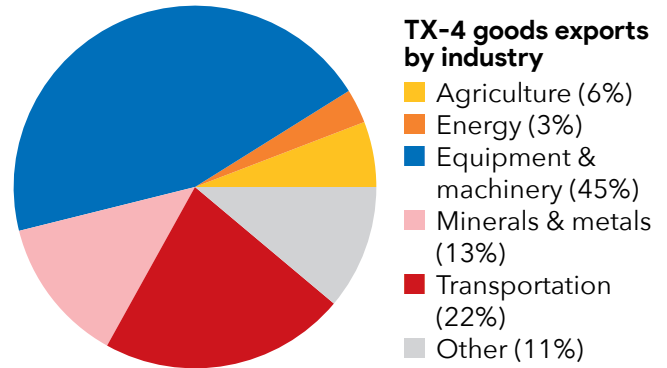
## An integrated economic & security partnership

810 people are employed at the 34 Canadian-owned businesses operating in TX-4

**TX-4**  
**exports \$868 million**  
 in goods to Canada annually

### Top TX-4 goods exports to Canada

- Communications Equipment.....\$135 million
- Navigational & measuring instruments..... \$81 million
- Electrical Equipment & Components..... \$81 million
- Motor Vehicle Parts..... \$71 million
- Aerospace products & parts..... \$63 million



**TX-4**  
**exports \$169 million**  
 in services to Canada annually

### Top TX-4 services exports to Canada

- Charges for the use of intellectual property..... \$66 million
- Business services..... \$42 million
- Travel (including for education)..... \$19 million
- Financial services.....\$17 million
- Telecommunications, computer & information services\$12 million

### Top Canadian-owned businesses in TX-4

- Saputo Cheese
- Cti Limited
- Argus Software
- Stantec
- Berger Horticultural Pdts Ltd
- Dialogic
- Complexity Gaming
- Kelso Technologies
- Methanex
- Mitel

**April 2024**

Sources: **Trade Partnership:** Goods exports (2023 data, 3/2024 release) and services exports (2022 data, 1/2024 release), calculated figures, based on U.S. Census Bureau and U.S. Bureau of Economic Analysis data at state and national levels. **Dun & Bradstreet:** Canadian-owned businesses (12/2023 release). Figures may not add up due to rounding. Produced by the Embassy of Canada in Washington, D.C.



# Texas' 5<sup>th</sup> district & Canada

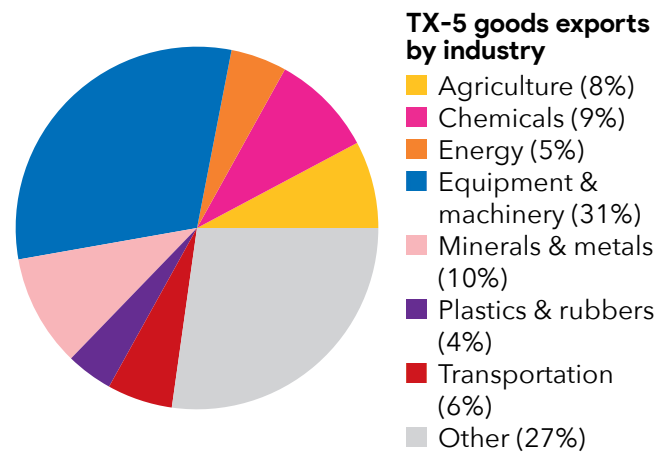
## An integrated economic & security partnership

230 people are employed at the 12 Canadian-owned businesses operating in TX-5

**TX-5**  
**exports \$555 million**  
 in goods to Canada annually

### Top TX-5 goods exports to Canada

Scrap Products.....	\$84 million
Audio & Video Equipment.....	\$43 million
Communications Equipment.....	\$29 million
Medical Equipment & Supplies.....	\$29 million
Iron, steel & ferroalloys.....	\$27 million



**TX-5**  
**exports \$75 million**  
 in services to Canada annually

### Top TX-5 services exports to Canada

Business services.....	\$30 million
Charges for the use of intellectual property.....	\$18 million
Travel (including for education).....	\$9 million
Financial services.....	\$6 million
Insurance services.....	\$5 million

### Top Canadian-owned businesses in TX-5

- CST Brands
- Circle K
- Popeyes Louisiana Kitchen
- Trans World Ny Sub
- Firstservice Residential
- Enbridge
- Premier Salons
- Aldo
- Chemtrade
- Quality Estates

**April 2024**

Sources: **Trade Partnership:** Goods exports (2023 data, 3/2024 release) and services exports (2022 data, 1/2024 release), calculated figures, based on U.S. Census Bureau and U.S. Bureau of Economic Analysis data at state and national levels. **Dun & Bradstreet:** Canadian-owned businesses (12/2023 release). Figures may not add up due to rounding. Produced by the Embassy of Canada in Washington, D.C.

# Texas' 6<sup>th</sup> district & Canada

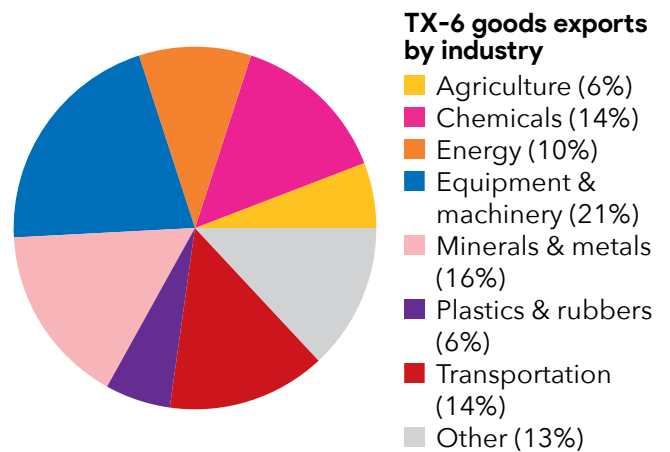
## An integrated economic & security partnership

3,340 people are employed at the 37 Canadian-owned businesses operating in TX-6

**TX-6**  
**exports \$882 million**  
 in goods to Canada annually

### Top TX-6 goods exports to Canada

Iron, steel & ferroalloys.....	\$89 million
Petroleum & coal products.....	\$64 million
Scrap Products.....	\$62 million
Aerospace products & parts.....	\$51 million
Plastics Products.....	\$48 million



**TX-6**  
**exports \$85 million**  
 in services to Canada annually

### Top TX-6 services exports to Canada

Business services.....	\$27 million
Charges for the use of intellectual property.....	\$23 million
Travel (including for education).....	\$12 million
Financial services.....	\$9 million
Transport.....	\$7 million

### Top Canadian-owned businesses in TX-6

- CAE USA
- TIG Insurance
- TForce
- Fairfax IT Services
- Ripley Entertainment
- Waste Connections
- Samuel, Son & Co
- Arnold Transportation
- C-Systems
- Daegis

**April 2024**

Sources: **Trade Partnership:** Goods exports (2023 data, 3/2024 release) and services exports (2022 data, 1/2024 release), calculated figures, based on U.S. Census Bureau and U.S. Bureau of Economic Analysis data at state and national levels. **Dun & Bradstreet:** Canadian-owned businesses (12/2023 release). Figures may not add up due to rounding. Produced by the Embassy of Canada in Washington, D.C.

# Texas' 7<sup>th</sup> district & Canada

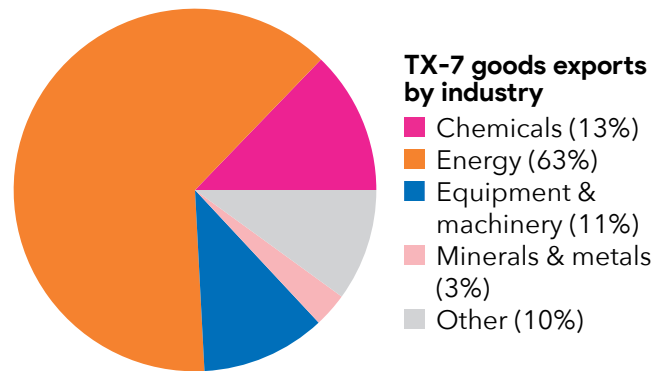
## An integrated economic & security partnership

16,810 people are employed at the 79 Canadian-owned businesses operating in TX-7

TX-7  
**exports \$1.6 billion**  
 in goods to Canada annually

### Top TX-7 goods exports to Canada

Oil & Gas.....	\$930 million
Scrap Products.....	\$133 million
Resins & Synthetic Fibers.....	\$121 million
Basic Chemicals.....	\$66 million
Agricultural & construction machinery.....	\$57 million



TX-7  
**exports \$137 million**  
 in services to Canada annually

### Top TX-7 services exports to Canada

Business services.....	\$74 million
Charges for the use of intellectual property.....	\$25 million
Travel (including for education).....	\$17 million
Transport.....	\$9 million
Financial services.....	\$7 million

### Top Canadian-owned businesses in TX-7

- Spectra Energy
- TransCanada
- Precision Drilling
- Columbia Energy
- Parkland (Us) Supply
- Just Energy
- Visiumkms
- Katalyst Data Management
- Enbridge
- CGI

April 2024

Sources: **Trade Partnership:** Goods exports (2023 data, 3/2024 release) and services exports (2022 data, 1/2024 release), calculated figures, based on U.S. Census Bureau and U.S. Bureau of Economic Analysis data at state and national levels. **Dun & Bradstreet:** Canadian-owned businesses (12/2023 release). Figures may not add up due to rounding. Produced by the Embassy of Canada in Washington, D.C.

# Texas' 8<sup>th</sup> district & Canada

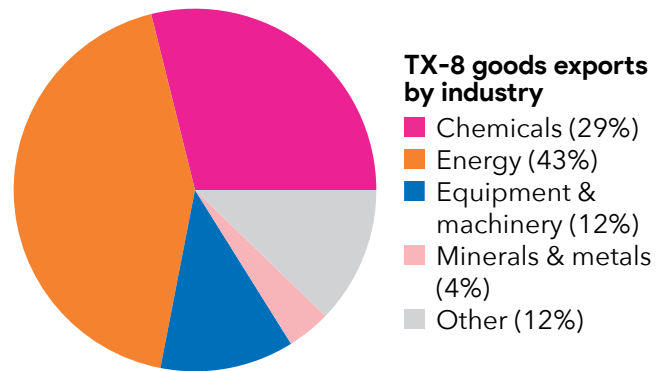
## An integrated economic & security partnership

1,320 people are employed at the 30 Canadian-owned businesses operating in TX-8

**TX-8**  
**exports \$241 million**  
 in goods to Canada annually

### Top TX-8 goods exports to Canada

Oil & Gas.....	\$92 million
Resins & Synthetic Fibers.....	\$48 million
Basic Chemicals.....	\$18 million
Scrap Products.....	\$14 million
Petroleum & coal products.....	\$11 million



**TX-8**  
**exports \$17 million**  
 in services to Canada annually

### Top TX-8 services exports to Canada

Business services.....	\$8 million
Travel (including for education).....	\$4 million
Charges for the use of intellectual property.....	\$3 million
Financial services.....	\$1 million
Maintenance & repair services.....	\$1 million

### Top Canadian-owned businesses in TX-8

- Enerflex Energy Systems
- Kent Engineers
- WSP USA
- Baytex Energy
- Kayden Industries (Usa)
- Century Fire Protection
- Stantec
- Thoughttrace
- Vertex Downhole
- Kentz Usa

**April 2024**

Sources: **Trade Partnership:** Goods exports (2023 data, 3/2024 release) and services exports (2022 data, 1/2024 release), calculated figures, based on U.S. Census Bureau and U.S. Bureau of Economic Analysis data at state and national levels. **Dun & Bradstreet:** Canadian-owned businesses (12/2023 release). Figures may not add up due to rounding. Produced by the Embassy of Canada in Washington, D.C.

# Texas' 9<sup>th</sup> district & Canada

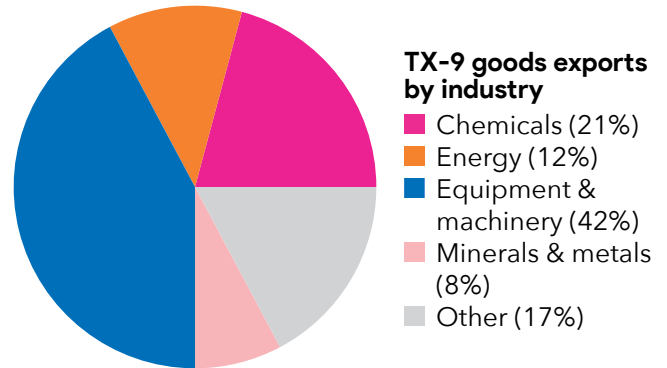
## An integrated economic & security partnership

700 people are employed at the 23 Canadian-owned businesses operating in TX-9

**TX-9**  
**exports \$687 million**  
 in goods to Canada annually

### Top TX-9 goods exports to Canada

■ Resins & Synthetic Fibers.....	\$91 million
■ HVAC & Refrigeration Equipment.....	\$84 million
■ Scrap Products.....	\$83 million
■ Oil & Gas.....	\$66 million
■ Electrical Equipment & Components.....	\$34 million



**TX-9**  
**exports \$89 million**  
 in services to Canada annually

### Top TX-9 services exports to Canada

Business services.....	\$40 million
Charges for the use of intellectual property.....	\$18 million
Travel (including for education).....	\$13 million
Transport.....	\$8 million
Maintenance & repair services.....	\$5 million

### Top Canadian-owned businesses in TX-9

- Guardsmark
- Cortland Industrial
- SMG Holdings
- Popeyes Louisiana Kitchen
- Network Innovations
- CST Brands
- Triple C Capital Ltd
- Premier Salons
- Insurance Auto Auctions
- WCA Waste Corporation

**April 2024**

Sources: **Trade Partnership:** Goods exports (2023 data, 3/2024 release) and services exports (2022 data, 1/2024 release), calculated figures, based on U.S. Census Bureau and U.S. Bureau of Economic Analysis data at state and national levels. **Dun & Bradstreet:** Canadian-owned businesses (12/2023 release). Figures may not add up due to rounding. Produced by the Embassy of Canada in Washington, D.C.

# Texas' 10<sup>th</sup> district & Canada

## An integrated economic & security partnership

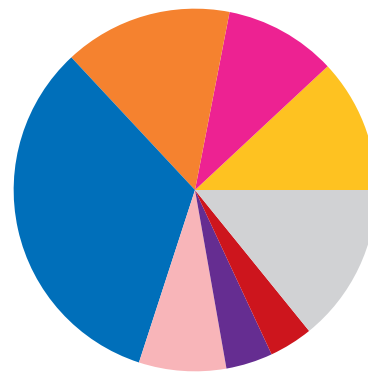
670 people are employed at the 22 Canadian-owned businesses operating in TX-10

### TX-10

**exports \$626 million**  
 in goods to Canada annually

#### Top TX-10 goods exports to Canada

Oil & Gas.....	\$88 million
Scrap Products.....	\$49 million
Computer Equipment.....	\$49 million
Audio & Video Equipment.....	\$43 million
Fruits & Tree Nuts.....	\$36 million



**TX-10 goods exports by industry**

- Agriculture (12%)
- Chemicals (10%)
- Energy (15%)
- Equipment & machinery (33%)
- Minerals & metals (8%)
- Plastics & rubbers (4%)
- Transportation (4%)
- Other (14%)

### TX-10

**exports \$92 million**  
 in services to Canada annually

#### Top TX-10 services exports to Canada

Business services.....	\$32 million
Charges for the use of intellectual property.....	\$28 million
Travel (including for education).....	\$21 million
Financial services.....	\$7 million
Maintenance & repair services.....	\$2 million

#### Top Canadian-owned businesses in TX-10

- Exterran Energy
- Stanpac
- Brumley Llc
- AtkinsRéalisis
- Periscope Holdings
- Circle K
- Mitel
- Nutrien Ag Solutions
- Advance Hydrocarbon
- Beg Liquid Mud

**April 2024**

Sources: **Trade Partnership:** Goods exports (2023 data, 3/2024 release) and services exports (2022 data, 1/2024 release), calculated figures, based on U.S. Census Bureau and U.S. Bureau of Economic Analysis data at state and national levels. **Dun & Bradstreet:** Canadian-owned businesses (12/2023 release). Figures may not add up due to rounding. Produced by the Embassy of Canada in Washington, D.C.

# Texas' 11<sup>th</sup> district & Canada

## An integrated economic & security partnership

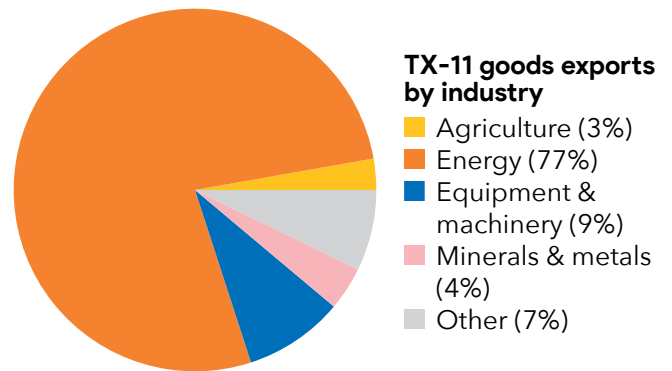
1,010 people are employed at the 43 Canadian-owned businesses operating in TX-11

### TX-11

**exports \$1.5 billion**  
 in goods to Canada annually

#### Top TX-11 goods exports to Canada

Oil & Gas.....	\$1.1 billion
Fruits & Tree Nuts.....	\$36 million
Agricultural & construction machinery.....	\$29 million
Iron, steel & ferroalloys.....	\$28 million
Engines & turbines.....	\$22 million



### TX-11

**exports \$66 million**  
 in services to Canada annually

#### Top TX-11 services exports to Canada

Business services.....	\$33 million
Travel (including for education).....	\$14 million
Charges for the use of intellectual property.....	\$9 million
Maintenance & repair services.....	\$4 million
Financial services.....	\$4 million

#### Top Canadian-owned businesses in TX-11

- Ncsg Crane & Hvy Haul Svcs
- Entrec Corporation
- US Security Associates
- Atk Oilfield Trnsp Usa
- Catalyst Oilfield Services
- CGI
- Pyramid Instrumentation & Elc
- Q2 Artificial Lift Svcs
- Circle K
- Watt & Stewart Trucking

#### April 2024

Sources: **Trade Partnership:** Goods exports (2023 data, 3/2024 release) and services exports (2022 data, 1/2024 release), calculated figures, based on U.S. Census Bureau and U.S. Bureau of Economic Analysis data at state and national levels. **Dun & Bradstreet:** Canadian-owned businesses (12/2023 release). Figures may not add up due to rounding. Produced by the Embassy of Canada in Washington, D.C.

# Texas' 12<sup>th</sup> district & Canada

## An integrated economic & security partnership

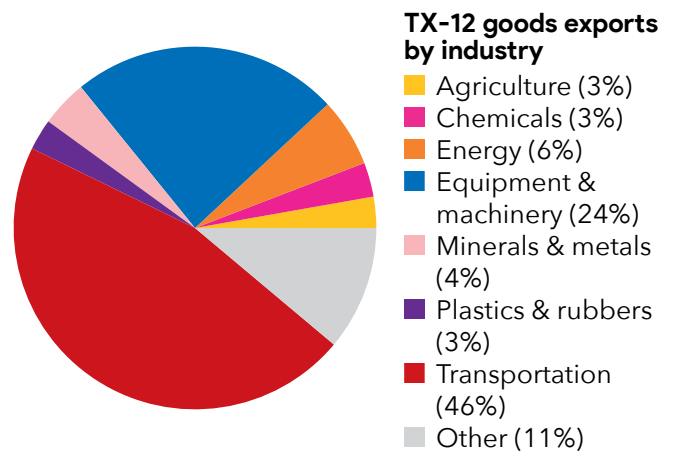
1,180 people are employed at the 39 Canadian-owned businesses operating in TX-12

### TX-12

**exports \$1.2 billion**  
 in goods to Canada annually

#### Top TX-12 goods exports to Canada

■ Aerospace products & parts.....	\$254 million
■ Motor Vehicles.....	\$169 million
■ Motor Vehicle Parts.....	\$121 million
■ Scrap Products.....	\$88 million
■ Oil & Gas.....	\$73 million



### TX-12

**exports \$103 million**  
 in services to Canada annually

#### Top TX-12 services exports to Canada

Business services.....	\$30 million
Travel (including for education).....	\$24 million
Charges for the use of intellectual property.....	\$17 million
Financial services.....	\$16 million
Transport.....	\$12 million

#### Top Canadian-owned businesses in TX-12

- Thomson Reuters
- Flynn
- Enerflex Energy Systems
- Coria Laboratories Ltd
- CGI
- JMS Russel Metals
- FTG Circuits
- Waste Connections
- Ritchie Bros Auctioneers
- Premier Amusements

**April 2024**

Sources: **Trade Partnership:** Goods exports (2023 data, 3/2024 release) and services exports (2022 data, 1/2024 release), calculated figures, based on U.S. Census Bureau and U.S. Bureau of Economic Analysis data at state and national levels. **Dun & Bradstreet:** Canadian-owned businesses (12/2023 release). Figures may not add up due to rounding. Produced by the Embassy of Canada in Washington, D.C.



# Texas' 13<sup>th</sup> district & Canada

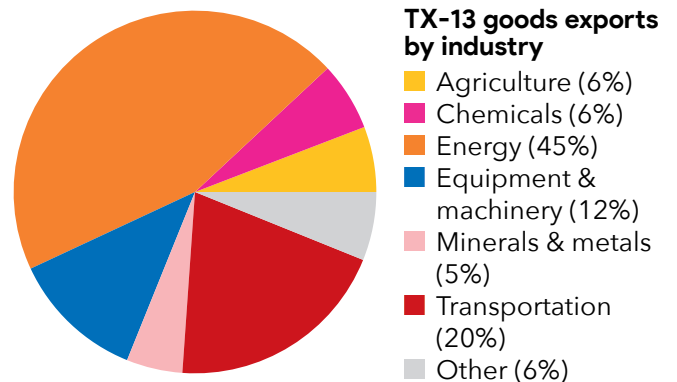
## An integrated economic & security partnership

570 people are employed at the 24 Canadian-owned businesses operating in TX-13

**TX-13**  
**exports \$1.3 billion**  
 in goods to Canada annually

### Top TX-13 goods exports to Canada

Oil & Gas.....	\$454 million
Motor Vehicles.....	\$151 million
Petroleum & coal products.....	\$135 million
Aerospace products & parts.....	\$54 million
Motor Vehicle Parts.....	\$46 million



**TX-13**  
**exports \$64 million**  
 in services to Canada annually

### Top TX-13 services exports to Canada

Travel (including for education).....	\$22 million
Business services.....	\$15 million
Charges for the use of intellectual property.....	\$10 million
Financial services.....	\$7 million
Maintenance & repair services.....	\$3 million

### Top Canadian-owned businesses in TX-13

- Desert NDT
- Waste Connections
- US Security Associates
- Nutrien Ag Solutions
- Exterran Energy
- Papa Murphys
- Enbridge
- Richardson Milling
- Brookfield Properties
- ANR Pipeline

**April 2024**

Sources: **Trade Partnership:** Goods exports (2023 data, 3/2024 release) and services exports (2022 data, 1/2024 release), calculated figures, based on U.S. Census Bureau and U.S. Bureau of Economic Analysis data at state and national levels. **Dun & Bradstreet:** Canadian-owned businesses (12/2023 release). Figures may not add up due to rounding. Produced by the Embassy of Canada in Washington, D.C.

# Texas' 14<sup>th</sup> district & Canada

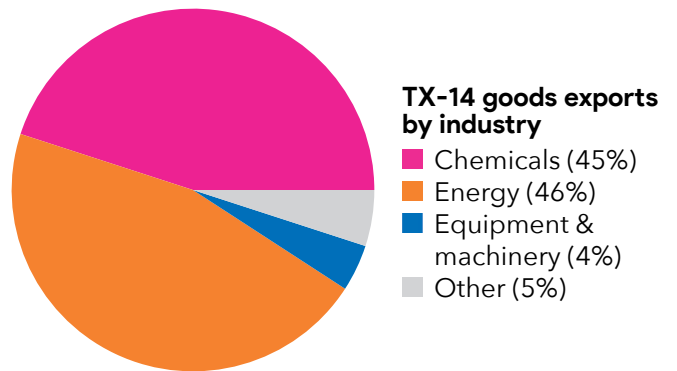
## An integrated economic & security partnership

870 people are employed at the 34 Canadian-owned businesses operating in TX-14

**TX-14**  
**exports \$1.8 billion**  
 in goods to Canada annually

### Top TX-14 goods exports to Canada

■ Petroleum & coal products.....	\$833 million
■ Basic Chemicals.....	\$570 million
■ Resins & Synthetic Fibers.....	\$237 million
■ Scrap Products.....	\$46 million
■ Electrical Equipment & Components.....	\$30 million



**TX-14**  
**exports \$123 million**  
 in services to Canada annually

### Top TX-14 services exports to Canada

Transport.....	\$61 million
Travel (including for education).....	\$19 million
Charges for the use of intellectual property.....	\$17 million
Business services.....	\$14 million
Maintenance & repair services.....	\$6 million

### Top Canadian-owned businesses in TX-14

- Lima Refining
- Sulphur Experts Intl Usa
- Valerus
- Kansas City Southern Railway
- US Security Associates
- Trimac Transportation
- Chemtrade
- Waste Connections
- IRISNDT
- Enerflex Energy Systems

**April 2024**

Sources: **Trade Partnership:** Goods exports (2023 data, 3/2024 release) and services exports (2022 data, 1/2024 release), calculated figures, based on U.S. Census Bureau and U.S. Bureau of Economic Analysis data at state and national levels. **Dun & Bradstreet:** Canadian-owned businesses (12/2023 release). Figures may not add up due to rounding. Produced by the Embassy of Canada in Washington, D.C.

# Texas' 15<sup>th</sup> district & Canada

## An integrated economic & security partnership

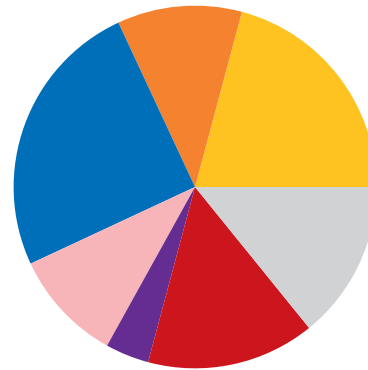
450 people are employed at the 26 Canadian-owned businesses operating in TX-15

### TX-15

**exports \$393 million**  
 in goods to Canada annually

#### Top TX-15 goods exports to Canada

■ Fruits & Tree Nuts.....	\$41 million
■ Oil & Gas.....	\$30 million
■ Scrap Products.....	\$29 million
■ Motor Vehicle Parts.....	\$27 million
■ Vegetables & Melons.....	\$21 million



#### TX-15 goods exports by industry

- Agriculture (21%)
- Energy (11%)
- Equipment & machinery (25%)
- Minerals & metals (10%)
- Plastics & rubbers (4%)
- Transportation (15%)
- Other (14%)

### TX-15

**exports \$37 million**  
 in services to Canada annually

#### Top TX-15 services exports to Canada

Business services.....	\$14 million
Travel (including for education).....	\$13 million
Charges for the use of intellectual property.....	\$4 million
Financial services.....	\$3 million
Maintenance & repair services.....	\$678,476

#### Top Canadian-owned businesses in TX-15

- Waste Connections
- Trimac Transportation
- Coil Solutions
- Precision Drilling
- Xerxes
- Circle K
- Popeyes Louisiana Kitchen
- Petron Industries
- Exterran Energy
- Integrated Production Services

#### April 2024

Sources: **Trade Partnership:** Goods exports (2023 data, 3/2024 release) and services exports (2022 data, 1/2024 release), calculated figures, based on U.S. Census Bureau and U.S. Bureau of Economic Analysis data at state and national levels. **Dun & Bradstreet:** Canadian-owned businesses (12/2023 release). Figures may not add up due to rounding. Produced by the Embassy of Canada in Washington, D.C.

# Texas' 16<sup>th</sup> district & Canada

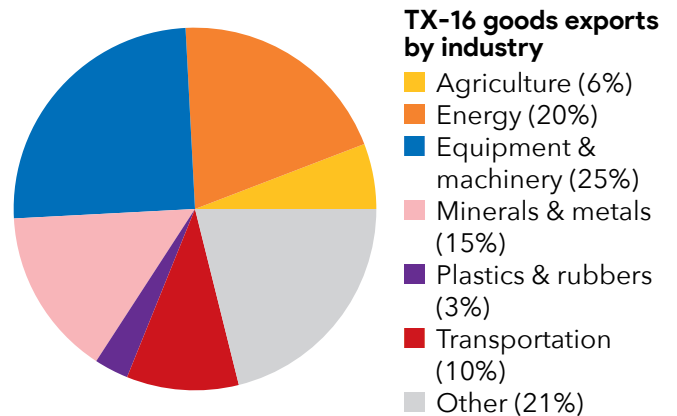
## An integrated economic & security partnership

800 people are employed at the 31 Canadian-owned businesses operating in TX-16

**TX-16**  
**exports \$515 million**  
 in goods to Canada annually

### Top TX-16 goods exports to Canada

■ Petroleum & coal products.....	\$105 million
■ Audio & Video Equipment.....	\$96 million
■ Scrap Products.....	\$54 million
■ Iron, steel & ferroalloys.....	\$50 million
■ Motor Vehicle Parts.....	\$45 million



**TX-16**  
**exports \$60 million**  
 in services to Canada annually

### Top TX-16 services exports to Canada

Travel (including for education).....	\$21 million
Business services.....	\$17 million
Charges for the use of intellectual property.....	\$11 million
Telecommunications, computer & information services	\$5 million
Financial services.....	\$3 million

### Top Canadian-owned businesses in TX-16

- Circle K
- Woodbridge
- Verde Realty
- Car Wash Partners
- SMG Holdings
- Independent Order of Foresters
- Wood Environmental Infrastructure Solutions
- TForce
- Verde Taguchi 250 Indus
- Psi Software

**April 2024**

Sources: **Trade Partnership:** Goods exports (2023 data, 3/2024 release) and services exports (2022 data, 1/2024 release), calculated figures, based on U.S. Census Bureau and U.S. Bureau of Economic Analysis data at state and national levels. **Dun & Bradstreet:** Canadian-owned businesses (12/2023 release). Figures may not add up due to rounding. Produced by the Embassy of Canada in Washington, D.C.

# Texas' 17<sup>th</sup> district & Canada

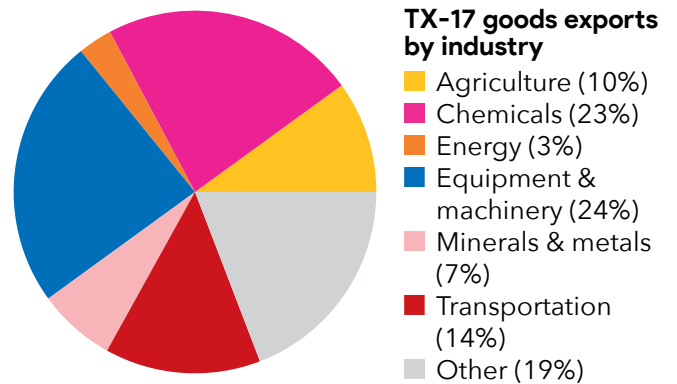
## An integrated economic & security partnership

880 people are employed at the 30 Canadian-owned businesses operating in TX-17

**TX-17**  
**exports \$741 million**  
 in goods to Canada annually

### Top TX-17 goods exports to Canada

Scrap Products.....	\$87 million
Resins & Synthetic Fibers.....	\$76 million
Basic Chemicals.....	\$76 million
Aerospace products & parts.....	\$69 million
Vegetables & Melons.....	\$24 million



**TX-17**  
**exports \$52 million**  
 in services to Canada annually

### Top TX-17 services exports to Canada

Travel (including for education).....	\$16 million
Business services.....	\$14 million
Charges for the use of intellectual property.....	\$11 million
Financial services.....	\$5 million
Insurance services.....	\$3 million

### Top Canadian-owned businesses in TX-17

- Norbord
- TForce
- Circle K
- Lufkin
- Waste Connections
- Pioneer Security Life Insur
- Lodging Enterprises
- Golder Associates
- Pioneer American Insurance
- Jr3 Websmart

**April 2024**

Sources: **Trade Partnership:** Goods exports (2023 data, 3/2024 release) and services exports (2022 data, 1/2024 release), calculated figures, based on U.S. Census Bureau and U.S. Bureau of Economic Analysis data at state and national levels. **Dun & Bradstreet:** Canadian-owned businesses (12/2023 release). Figures may not add up due to rounding. Produced by the Embassy of Canada in Washington, D.C.

# Texas' 18<sup>th</sup> district & Canada

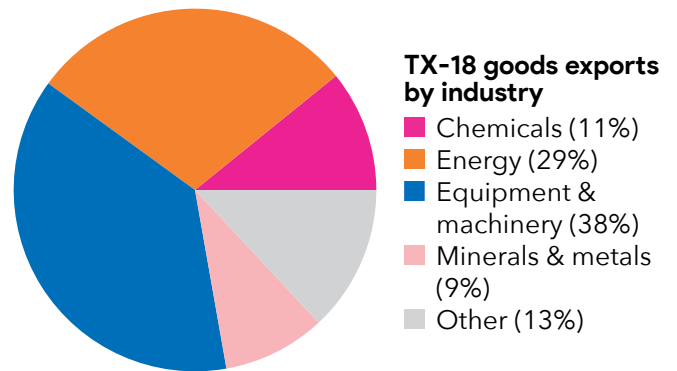
## An integrated economic & security partnership

3,550 people are employed at the 102 Canadian-owned businesses operating in TX-18

**TX-18**  
**exports \$1.1 billion**  
 in goods to Canada annually

### Top TX-18 goods exports to Canada

■ Petroleum & coal products.....	\$228 million
■ Agricultural & construction machinery.....	\$170 million
■ Scrap Products.....	\$98 million
■ Oil & Gas.....	\$82 million
■ Basic Chemicals.....	\$73 million



**TX-18**  
**exports \$114 million**  
 in services to Canada annually

### Top TX-18 services exports to Canada

Business services.....	\$52 million
Charges for the use of intellectual property.....	\$19 million
Travel (including for education).....	\$17 million
Transport.....	\$13 million
Maintenance & repair services.....	\$7 million

### Top Canadian-owned businesses in TX-18

- Trimac Transportation
- Exterran Energy
- Shawcor
- Accudata Systems
- TForce
- Car Wash Partners
- Pason Systems Usa
- Exp Energy Services
- Precision Spray & Coatings
- Petron Industries

**April 2024**

Sources: **Trade Partnership:** Goods exports (2023 data, 3/2024 release) and services exports (2022 data, 1/2024 release), calculated figures, based on U.S. Census Bureau and U.S. Bureau of Economic Analysis data at state and national levels. **Dun & Bradstreet:** Canadian-owned businesses (12/2023 release). Figures may not add up due to rounding. Produced by the Embassy of Canada in Washington, D.C.

# Texas' 19<sup>th</sup> district & Canada

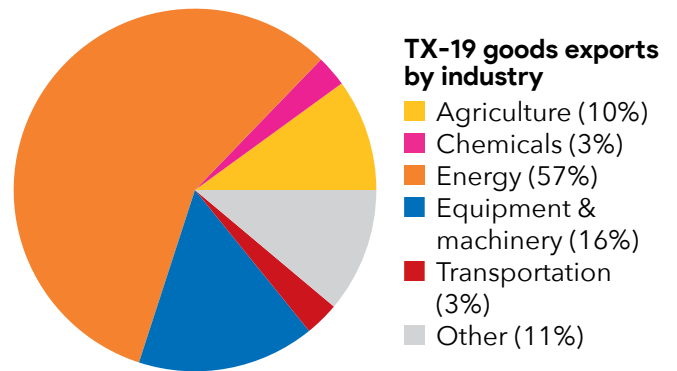
## An integrated economic & security partnership

490 people are employed at the 26 Canadian-owned businesses operating in TX-19

**TX-19**  
**exports \$645 million**  
 in goods to Canada annually

### Top TX-19 goods exports to Canada

Oil & Gas.....	\$341 million
Scrap Products.....	\$35 million
Petroleum & coal products.....	\$27 million
Engines & turbines.....	\$26 million
Vegetables & Melons.....	\$23 million



**TX-19**  
**exports \$60 million**  
 in services to Canada annually

### Top TX-19 services exports to Canada

Travel (including for education).....	\$20 million
Business services.....	\$19 million
Charges for the use of intellectual property.....	\$8 million
Financial services.....	\$6 million
Maintenance & repair services.....	\$4 million

### Top Canadian-owned businesses in TX-19

- Nutrien Ag Solutions
- Car Wash Partners
- Waste Connections
- Pirate Oilfield Services
- Flynn
- Circle K
- Cold Stone Creamery
- Insurance Auto Auctions
- Popeyes Louisiana Kitchen
- Quinn Pumps

**April 2024**

Sources: **Trade Partnership:** Goods exports (2023 data, 3/2024 release) and services exports (2022 data, 1/2024 release), calculated figures, based on U.S. Census Bureau and U.S. Bureau of Economic Analysis data at state and national levels. **Dun & Bradstreet:** Canadian-owned businesses (12/2023 release). Figures may not add up due to rounding. Produced by the Embassy of Canada in Washington, D.C.

# Texas' 20<sup>th</sup> district & Canada

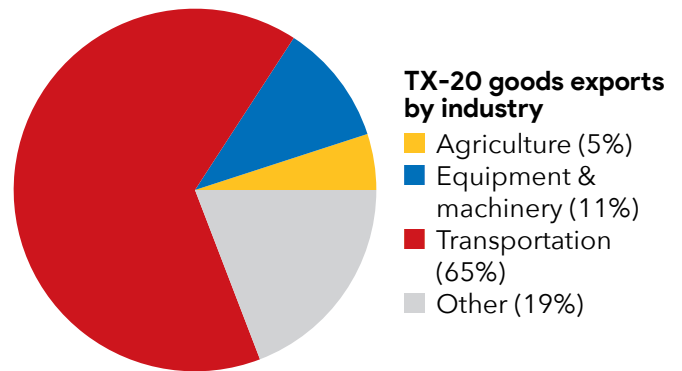
## An integrated economic & security partnership

3,630 people are employed at the 27 Canadian-owned businesses operating in TX-20

TX-20  
**exports \$344 million**  
 in goods to Canada annually

### Top TX-20 goods exports to Canada

■ Motor Vehicle Parts.....	\$136 million
■ Motor Vehicles.....	\$75 million
■ Medical Equipment & Supplies.....	\$25 million
■ Scrap Products.....	\$23 million
■ Magnetic & Optical Media.....	\$13 million



TX-20  
**exports \$81 million**  
 in services to Canada annually

### Top TX-20 services exports to Canada

Business services.....	\$25 million
Travel (including for education).....	\$21 million
Financial services.....	\$10 million
Charges for the use of intellectual property.....	\$10 million
Insurance services.....	\$9 million

### Top Canadian-owned businesses in TX-20

- CST Brands
- Big Diamond Number 1
- Sigmor Beverage
- Allied Universal
- Skipper Beverage Company
- Howard Midstream Energy Partners
- Howard Energy Partners
- Independent Order of Foresters
- Aldo
- Premier Salons

**April 2024**

Sources: **Trade Partnership:** Goods exports (2023 data, 3/2024 release) and services exports (2022 data, 1/2024 release), calculated figures, based on U.S. Census Bureau and U.S. Bureau of Economic Analysis data at state and national levels. **Dun & Bradstreet:** Canadian-owned businesses (12/2023 release). Figures may not add up due to rounding. Produced by the Embassy of Canada in Washington, D.C.



# Texas' 21<sup>st</sup> district & Canada

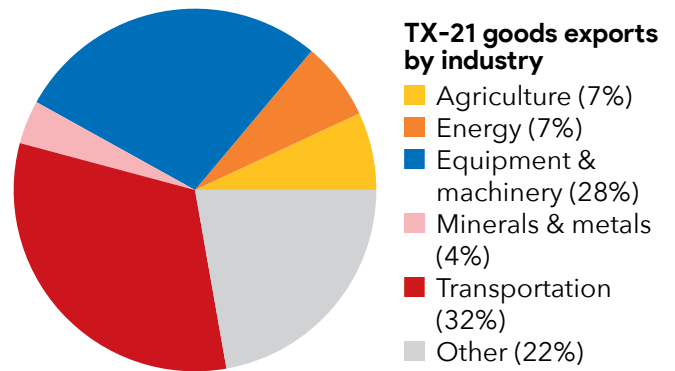
## An integrated economic & security partnership

2,870 people are employed at the 43 Canadian-owned businesses operating in TX-21

**TX-21**  
**exports \$653 million**  
 in goods to Canada annually

### Top TX-21 goods exports to Canada

■ Motor Vehicles.....	\$101 million
■ Motor Vehicle Parts.....	\$61 million
■ Electrical Equipment & Components.....	\$45 million
■ Oil & Gas.....	\$45 million
■ Audio & Video Equipment.....	\$42 million



**TX-21**  
**exports \$136 million**  
 in services to Canada annually

### Top TX-21 services exports to Canada

Business services.....	\$56 million
Travel (including for education).....	\$26 million
Charges for the use of intellectual property.....	\$19 million
Financial services.....	\$12 million
Insurance services.....	\$12 million

### Top Canadian-owned businesses in TX-21

- CST Brands
- Dayton Superior
- US Security Associates
- Texas Crane Services
- Global 360
- Guardsmark
- OpenText
- Trimac Transportation
- RailAmerica
- MWH Americas

**April 2024**

Sources: **Trade Partnership:** Goods exports (2023 data, 3/2024 release) and services exports (2022 data, 1/2024 release), calculated figures, based on U.S. Census Bureau and U.S. Bureau of Economic Analysis data at state and national levels. **Dun & Bradstreet:** Canadian-owned businesses (12/2023 release). Figures may not add up due to rounding. Produced by the Embassy of Canada in Washington, D.C.

# Texas' 22<sup>nd</sup> district & Canada

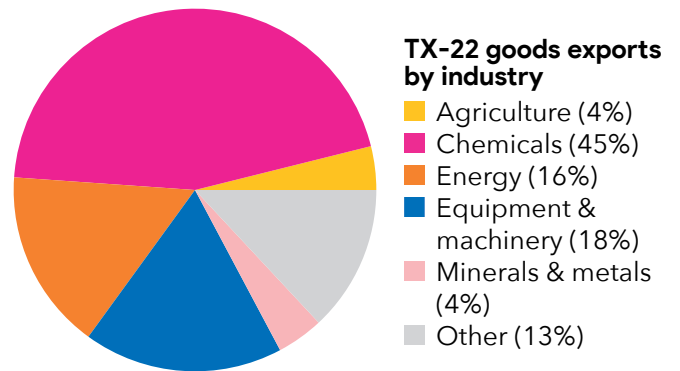
## An integrated economic & security partnership

480 people are employed at the 25 Canadian-owned businesses operating in TX-22

TX-22  
**exports \$537 million**  
 in goods to Canada annually

### Top TX-22 goods exports to Canada

Basic Chemicals.....	\$181 million
Oil & Gas.....	\$70 million
Scrap Products.....	\$44 million
Resins & Synthetic Fibers.....	\$44 million
Agricultural & construction machinery.....	\$22 million



TX-22  
**exports \$47 million**  
 in services to Canada annually

### Top TX-22 services exports to Canada

Business services.....	\$20 million
Charges for the use of intellectual property.....	\$12 million
Travel (including for education).....	\$10 million
Maintenance & repair services.....	\$3 million
Financial services.....	\$2 million

### Top Canadian-owned businesses in TX-22

- PCL Construction
- Saxon Drilling Lp
- Waste Connections
- Nutrien Ag Solutions
- Spectra Energy
- WCA Waste Corporation
- Aldo
- Endura Paint Store
- RBC
- Shawcor

**April 2024**

Sources: **Trade Partnership:** Goods exports (2023 data, 3/2024 release) and services exports (2022 data, 1/2024 release), calculated figures, based on U.S. Census Bureau and U.S. Bureau of Economic Analysis data at state and national levels. **Dun & Bradstreet:** Canadian-owned businesses (12/2023 release). Figures may not add up due to rounding. Produced by the Embassy of Canada in Washington, D.C.

# Texas' 23<sup>rd</sup> district & Canada

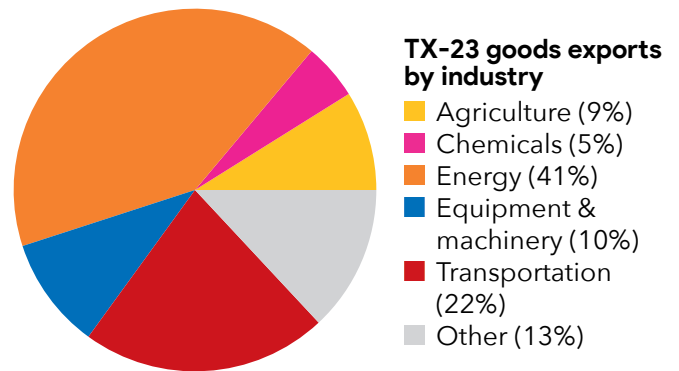
## An integrated economic & security partnership

2,600 people are employed at the 23 Canadian-owned businesses operating in TX-23

**TX-23**  
**exports \$443 million**  
 in goods to Canada annually

### Top TX-23 goods exports to Canada

Oil & Gas.....	\$171 million
Motor Vehicles.....	\$48 million
Motor Vehicle Parts.....	\$37 million
Scrap Products.....	\$23 million
Fruits & Tree Nuts.....	\$16 million



**TX-23**  
**exports \$63 million**  
 in services to Canada annually

### Top TX-23 services exports to Canada

Business services.....	\$26 million
Travel (including for education).....	\$12 million
Charges for the use of intellectual property.....	\$8 million
Financial services.....	\$7 million
Telecommunications, computer & information services	\$4 million

### Top Canadian-owned businesses in TX-23

- Magna Seating
- Village Farms
- Tw Lamination
- Ontario Die Company
- Enerstar Rentals And Svcs Ltd
- TForce
- FGF
- Lodging Enterprises
- Inmar
- Platte Pipe Line

**April 2024**

Sources: **Trade Partnership:** Goods exports (2023 data, 3/2024 release) and services exports (2022 data, 1/2024 release), calculated figures, based on U.S. Census Bureau and U.S. Bureau of Economic Analysis data at state and national levels. **Dun & Bradstreet:** Canadian-owned businesses (12/2023 release). Figures may not add up due to rounding. Produced by the Embassy of Canada in Washington, D.C.

# Texas' 24<sup>th</sup> district & Canada

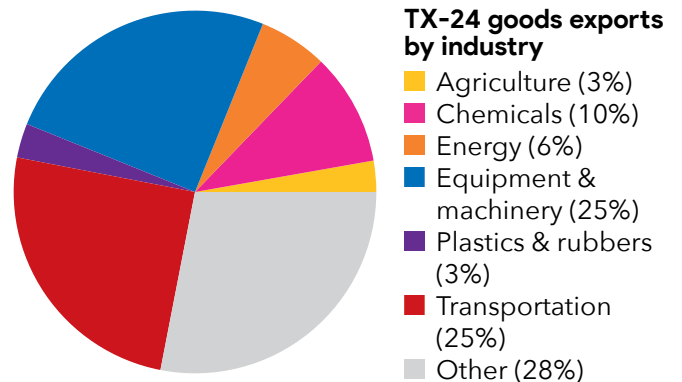
## An integrated economic & security partnership

2,410 people are employed at the 59 Canadian-owned businesses operating in TX-24

**TX-24**  
**exports \$1.0 billion**  
 in goods to Canada annually

### Top TX-24 goods exports to Canada

Scrap Products.....	\$175 million
Aerospace products & parts.....	\$132 million
Motor Vehicle Parts.....	\$79 million
Oil & Gas.....	\$57 million
Communications Equipment.....	\$48 million



**TX-24**  
**exports \$467 million**  
 in services to Canada annually

### Top TX-24 services exports to Canada

Business services.....	\$161 million
Charges for the use of intellectual property....	\$114 million
Transport.....	\$72 million
Financial services.....	\$56 million
Travel (including for education).....	\$29 million

### Top Canadian-owned businesses in TX-24

- CAE USA
- BURNCO
- TForce
- Norwex Usa
- Hixson Lumber
- Kubra
- Dallas Garland Northeastern Railroad
- Oilfield Water Logistics
- Synetra
- Boston's Pizza

**April 2024**

Sources: **Trade Partnership:** Goods exports (2023 data, 3/2024 release) and services exports (2022 data, 1/2024 release), calculated figures, based on U.S. Census Bureau and U.S. Bureau of Economic Analysis data at state and national levels. **Dun & Bradstreet:** Canadian-owned businesses (12/2023 release). Figures may not add up due to rounding. Produced by the Embassy of Canada in Washington, D.C.

# Texas' 25<sup>th</sup> district & Canada

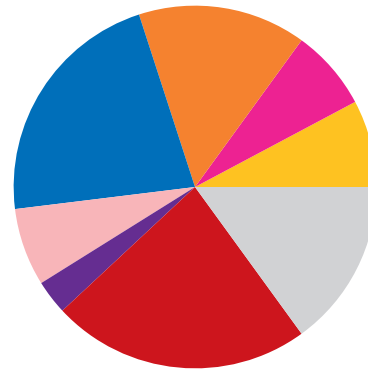
## An integrated economic & security partnership

580 people are employed at the 23 Canadian-owned businesses operating in TX-25

**TX-25**  
**exports \$875 million**  
 in goods to Canada annually

### Top TX-25 goods exports to Canada

Oil & Gas.....	\$124 million
Motor Vehicles.....	\$104 million
Scrap Products.....	\$72 million
Aerospace products & parts.....	\$68 million
Fruits & Tree Nuts.....	\$45 million



**TX-25 goods exports by industry**

- Agriculture (8%)
- Chemicals (7%)
- Energy (15%)
- Equipment & machinery (22%)
- Minerals & metals (7%)
- Plastics & rubbers (3%)
- Transportation (23%)
- Other (15%)

**TX-25**  
**exports \$114 million**  
 in services to Canada annually

### Top TX-25 services exports to Canada

Travel (including for education).....	\$29 million
Business services.....	\$27 million
Transport.....	\$18 million
Financial services.....	\$16 million
Charges for the use of intellectual property.....	\$16 million

### Top Canadian-owned businesses in TX-25

- Waste Connections
- Texas Lime
- Propell American
- Popeyes Louisiana Kitchen
- Enbridge
- Desert NDT
- Texas Regional Landfill
- Brookfield Properties
- Keg Steakhouse + Bar
- Aldo

**April 2024**

Sources: **Trade Partnership:** Goods exports (2023 data, 3/2024 release) and services exports (2022 data, 1/2024 release), calculated figures, based on U.S. Census Bureau and U.S. Bureau of Economic Analysis data at state and national levels. **Dun & Bradstreet:** Canadian-owned businesses (12/2023 release). Figures may not add up due to rounding. Produced by the Embassy of Canada in Washington, D.C.

# Texas' 26<sup>th</sup> district & Canada

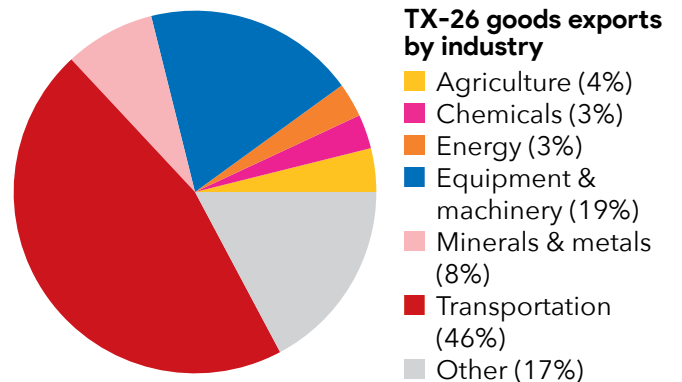
## An integrated economic & security partnership

650 people are employed at the 23 Canadian-owned businesses operating in TX-26

**TX-26**  
**exports \$613 million**  
 in goods to Canada annually

### Top TX-26 goods exports to Canada

■ Motor Vehicle Parts.....	\$129 million
■ Motor Vehicles.....	\$107 million
■ Scrap Products.....	\$41 million
■ Aerospace products & parts.....	\$34 million
■ Iron, steel & ferroalloys.....	\$29 million



**TX-26**  
**exports \$88 million**  
 in services to Canada annually

### Top TX-26 services exports to Canada

Charges for the use of intellectual property.....	\$29 million
Business services.....	\$28 million
Travel (including for education).....	\$14 million
Financial services.....	\$9 million
Maintenance & repair services.....	\$3 million

### Top Canadian-owned businesses in TX-26

- Ifs Coatings
- Waste Connections
- Papa Murphys
- Golder Associates
- Nutrien Ag Solutions
- Black Diamond Energy Svcs
- Airtex
- Saa International Ltd
- Brookfield Properties
- Boxx Modular

**April 2024**

Sources: **Trade Partnership:** Goods exports (2023 data, 3/2024 release) and services exports (2022 data, 1/2024 release), calculated figures, based on U.S. Census Bureau and U.S. Bureau of Economic Analysis data at state and national levels. **Dun & Bradstreet:** Canadian-owned businesses (12/2023 release). Figures may not add up due to rounding. Produced by the Embassy of Canada in Washington, D.C.

# Texas' 27<sup>th</sup> district & Canada

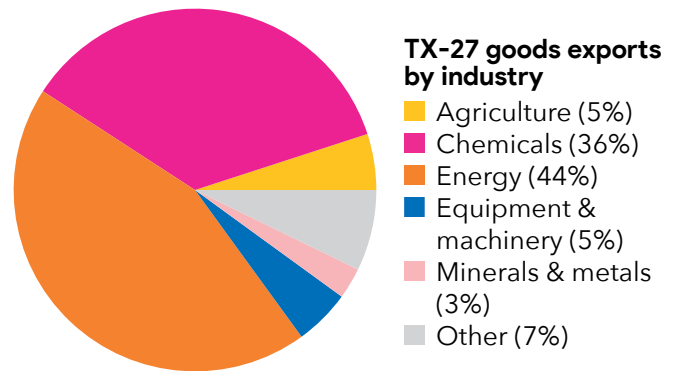
## An integrated economic & security partnership

510 people are employed at the 28 Canadian-owned businesses operating in TX-27

**TX-27**  
**exports \$934 million**  
 in goods to Canada annually

### Top TX-27 goods exports to Canada

■ Petroleum & coal products.....	\$301 million
■ Resins & Synthetic Fibers.....	\$161 million
■ Basic Chemicals.....	\$141 million
■ Oil & Gas.....	\$114 million
■ Scrap Products.....	\$26 million



**TX-27**  
**exports \$74 million**  
 in services to Canada annually

### Top TX-27 services exports to Canada

Business services.....	\$25 million
Travel (including for education).....	\$18 million
Transport.....	\$13 million
Charges for the use of intellectual property.....	\$9 million
Financial services.....	\$4 million

### Top Canadian-owned businesses in TX-27

- Sigmor Beverage
- Circle K
- Spectra Energy
- Enbridge
- Insurance Auto Auctions
- Nutrien Ag Solutions
- Luling Chevrolet Buick GMC
- Trans World Ny Sub
- Golder Associates
- Chemtrade

**April 2024**

Sources: **Trade Partnership:** Goods exports (2023 data, 3/2024 release) and services exports (2022 data, 1/2024 release), calculated figures, based on U.S. Census Bureau and U.S. Bureau of Economic Analysis data at state and national levels. **Dun & Bradstreet:** Canadian-owned businesses (12/2023 release). Figures may not add up due to rounding. Produced by the Embassy of Canada in Washington, D.C.

# Texas' 28<sup>th</sup> district & Canada

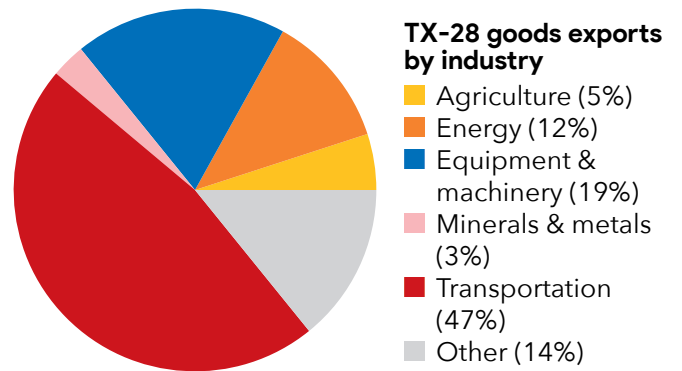
## An integrated economic & security partnership

450 people are employed at the 33 Canadian-owned businesses operating in TX-28

**TX-28**  
**exports \$419 million**  
 in goods to Canada annually

### Top TX-28 goods exports to Canada

■ Motor Vehicles.....	\$104 million
■ Motor Vehicle Parts.....	\$58 million
■ Scrap Products.....	\$42 million
■ Oil & Gas.....	\$39 million
■ Aerospace products & parts.....	\$30 million



**TX-28**  
**exports \$49 million**  
 in services to Canada annually

### Top TX-28 services exports to Canada

Business services.....	\$19 million
Travel (including for education).....	\$15 million
Financial services.....	\$5 million
Charges for the use of intellectual property.....	\$4 million
Insurance services.....	\$2 million

### Top Canadian-owned businesses in TX-28

- Guardsmark
- Mexrail
- Ripley Entertainment
- Buckland Customs Brokers
- CST Brands
- Trans World Ny Sub
- Circle K
- Southwest Industrial Recycling
- Ritchie Bros Auctioneers
- TForce

**April 2024**

Sources: **Trade Partnership:** Goods exports (2023 data, 3/2024 release) and services exports (2022 data, 1/2024 release), calculated figures, based on U.S. Census Bureau and U.S. Bureau of Economic Analysis data at state and national levels. **Dun & Bradstreet:** Canadian-owned businesses (12/2023 release). Figures may not add up due to rounding. Produced by the Embassy of Canada in Washington, D.C.



# Texas' 29<sup>th</sup> district & Canada

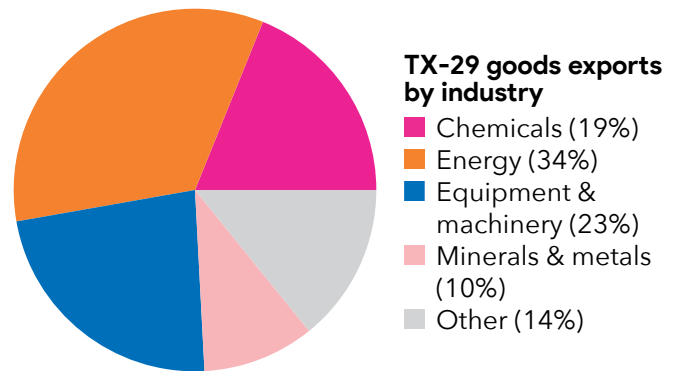
## An integrated economic & security partnership

4,900 people are employed at the 81 Canadian-owned businesses operating in TX-29

**TX-29**  
**exports \$1.3 billion**  
 in goods to Canada annually

### Top TX-29 goods exports to Canada

Oil & Gas.....	\$326 million
Scrap Products.....	\$132 million
Resins & Synthetic Fibers.....	\$121 million
Basic Chemicals.....	\$106 million
Petroleum & coal products.....	\$105 million



**TX-29**  
**exports \$128 million**  
 in services to Canada annually

### Top TX-29 services exports to Canada

Transport.....	\$54 million
Business services.....	\$31 million
Charges for the use of intellectual property.....	\$14 million
Travel (including for education).....	\$13 million
Maintenance & repair services.....	\$10 million

### Top Canadian-owned businesses in TX-29

- Enbridge
- Gulf Stream Marine
- ANR Pipeline
- Brookfield Properties
- Tidal Energy Marketing Us
- Nailor Industries Texas
- Thermal Corporation
- US Security Associates
- Shawcor
- Columbia Gulf Transmission

**April 2024**

Sources: **Trade Partnership:** Goods exports (2023 data, 3/2024 release) and services exports (2022 data, 1/2024 release), calculated figures, based on U.S. Census Bureau and U.S. Bureau of Economic Analysis data at state and national levels. **Dun & Bradstreet:** Canadian-owned businesses (12/2023 release). Figures may not add up due to rounding. Produced by the Embassy of Canada in Washington, D.C.

# Texas' 30<sup>th</sup> district & Canada

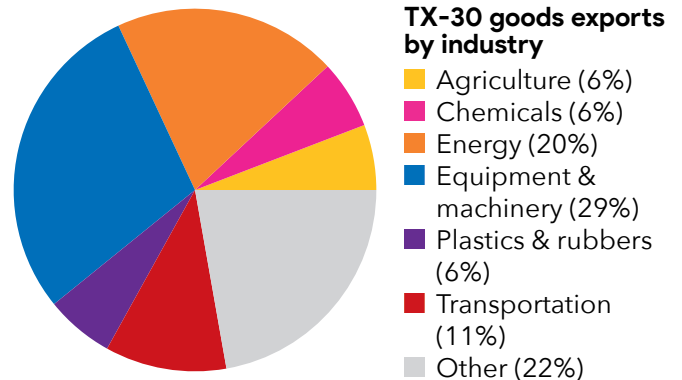
## An integrated economic & security partnership

1,760 people are employed at the 43 Canadian-owned businesses operating in TX-30

**TX-30**  
**exports \$392 million**  
 in goods to Canada annually

### Top TX-30 goods exports to Canada

Oil & Gas.....	\$69 million
Aerospace products & parts.....	\$41 million
Navigational & measuring instruments.....	\$38 million
Scrap Products.....	\$36 million
Plastics Products.....	\$22 million



**TX-30**  
**exports \$151 million**  
 in services to Canada annually

### Top TX-30 services exports to Canada

Business services.....	\$57 million
Charges for the use of intellectual property.....	\$32 million
Transport.....	\$31 million
Travel (including for education).....	\$11 million
Financial services.....	\$9 million

### Top Canadian-owned businesses in TX-30

- Learjet
- Guardsmark
- Empire Moulding & Millwork
- Optimum Re
- Global Waste Services
- Global Affairs Canada
- Ncsg Crane & Hvy Haul Svcs
- Cowen
- Colliers International
- Dallas Garland Northeastern Railroad

**April 2024**

Sources: **Trade Partnership:** Goods exports (2023 data, 3/2024 release) and services exports (2022 data, 1/2024 release), calculated figures, based on U.S. Census Bureau and U.S. Bureau of Economic Analysis data at state and national levels. **Dun & Bradstreet:** Canadian-owned businesses (12/2023 release). Figures may not add up due to rounding. Produced by the Embassy of Canada in Washington, D.C.

# Texas' 31<sup>st</sup> district & Canada

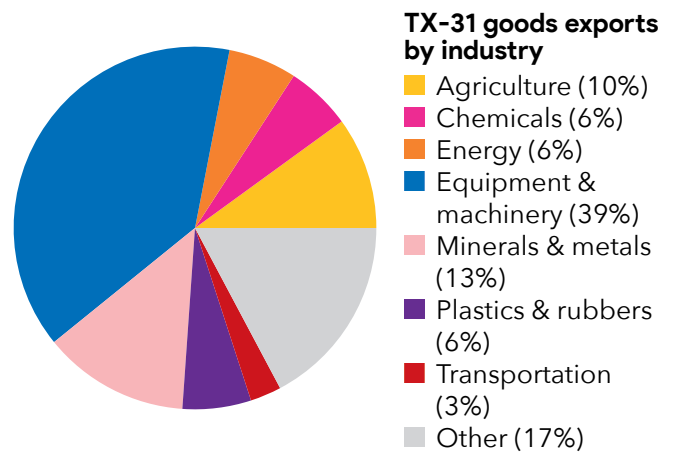
## An integrated economic & security partnership

620 people are employed at the 20 Canadian-owned businesses operating in TX-31

**TX-31**  
**exports \$396 million**  
 in goods to Canada annually

### Top TX-31 goods exports to Canada

Scrap Products.....	\$34 million
Iron, steel & ferroalloys.....	\$33 million
Electrical equipment.....	\$33 million
Fruits & Tree Nuts.....	\$25 million
Plastics Products.....	\$25 million



**TX-31**  
**exports \$59 million**  
 in services to Canada annually

### Top TX-31 services exports to Canada

Business services.....	\$20 million
Charges for the use of intellectual property.....	\$17 million
Travel (including for education).....	\$12 million
Financial services.....	\$5 million
Transport.....	\$2 million

### Top Canadian-owned businesses in TX-31

- Loram
- Coreslab Structures
- CGI
- Mitel
- 3 Point Solutions
- Trimac Transportation
- Circle K
- Nutrien Ag Solutions
- Morton Publishing Company
- Davismorris Funeral Home

**April 2024**

Sources: **Trade Partnership:** Goods exports (2023 data, 3/2024 release) and services exports (2022 data, 1/2024 release), calculated figures, based on U.S. Census Bureau and U.S. Bureau of Economic Analysis data at state and national levels. **Dun & Bradstreet:** Canadian-owned businesses (12/2023 release). Figures may not add up due to rounding. Produced by the Embassy of Canada in Washington, D.C.

# Texas' 32<sup>nd</sup> district & Canada

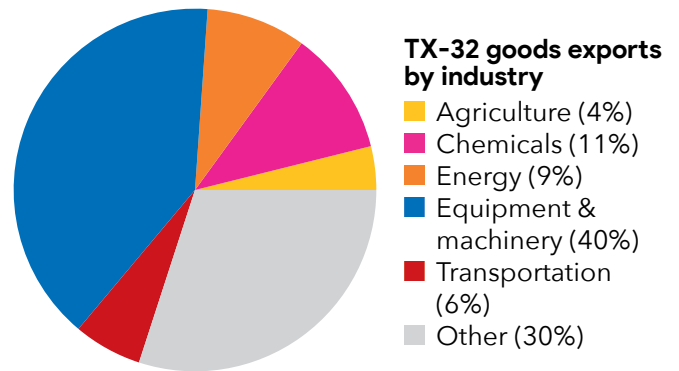
## An integrated economic & security partnership

2,770 people are employed at the 71 Canadian-owned businesses operating in TX-32

**TX-32**  
**exports \$795 million**  
 in goods to Canada annually

### Top TX-32 goods exports to Canada

Scrap Products.....	\$127 million
Navigational & measuring instruments.....	\$75 million
Audio & Video Equipment.....	\$66 million
Oil & Gas.....	\$64 million
Soaps, Cleaning Agents & Toiletries.....	\$46 million



**TX-32**  
**exports \$291 million**  
 in services to Canada annually

### Top TX-32 services exports to Canada

Business services.....	\$113 million
Charges for the use of intellectual property.....	\$95 million
Financial services.....	\$25 million
Travel (including for education).....	\$25 million
Insurance services.....	\$15 million

### Top Canadian-owned businesses in TX-32

- Thomson Reuters
- Saputo Cheese
- Service Experts
- Sigmor Beverage
- Creation Technologies
- Electronic Transaction Consultants
- Zix Corp
- Securadyne Systems
- AtkinsRéalis
- Realm Financial Software Ltd

**April 2024**

Sources: **Trade Partnership:** Goods exports (2023 data, 3/2024 release) and services exports (2022 data, 1/2024 release), calculated figures, based on U.S. Census Bureau and U.S. Bureau of Economic Analysis data at state and national levels. **Dun & Bradstreet:** Canadian-owned businesses (12/2023 release). Figures may not add up due to rounding. Produced by the Embassy of Canada in Washington, D.C.

# Texas' 33<sup>rd</sup> district & Canada

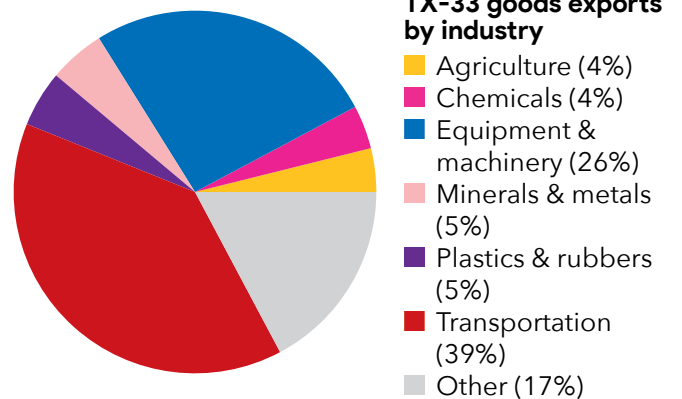
## An integrated economic & security partnership

4,680 people are employed at the 53 Canadian-owned businesses operating in TX-33

**TX-33**  
**exports \$1.1 billion**  
 in goods to Canada annually

### Top TX-33 goods exports to Canada

■ Aerospace products & parts.....	\$299 million
■ Scrap Products.....	\$101 million
■ Audio & Video Equipment.....	\$97 million
■ Motor Vehicle Parts.....	\$93 million
■ Plastics Products.....	\$39 million



**TX-33**  
**exports \$158 million**  
 in services to Canada annually

### Top TX-33 services exports to Canada

Business services.....	\$42 million
Transport.....	\$41 million
Charges for the use of intellectual property.....	\$31 million
Travel (including for education).....	\$18 million
Financial services.....	\$15 million

### Top Canadian-owned businesses in TX-33

- Allied Universal
- Chandler Signs
- Mother Parkers Tea & Coffee
- Dallas Westport
- Levy & Son Service
- Guardsmark
- Bombardier
- Popeyes Louisiana Kitchen
- Stantec
- Motor Coach Industries

**April 2024**

Sources: **Trade Partnership:** Goods exports (2023 data, 3/2024 release) and services exports (2022 data, 1/2024 release), calculated figures, based on U.S. Census Bureau and U.S. Bureau of Economic Analysis data at state and national levels. **Dun & Bradstreet:** Canadian-owned businesses (12/2023 release). Figures may not add up due to rounding. Produced by the Embassy of Canada in Washington, D.C.

# Texas' 34<sup>th</sup> district & Canada

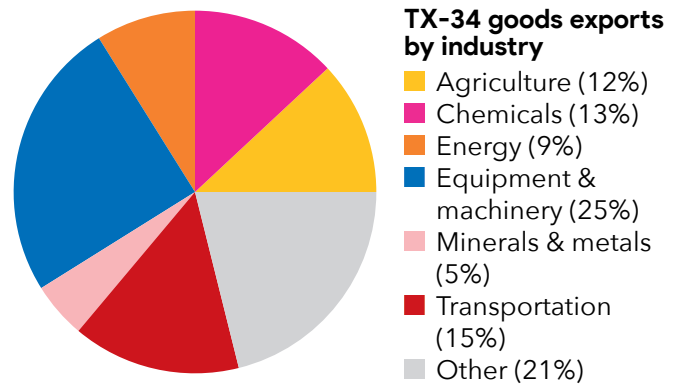
## An integrated economic & security partnership

590 people are employed at the 16 Canadian-owned businesses operating in TX-34

**TX-34**  
**exports \$326 million**  
 in goods to Canada annually

### Top TX-34 goods exports to Canada

Scrap Products.....	\$56 million
Resins & Synthetic Fibers.....	\$32 million
Audio & Video Equipment.....	\$30 million
Electrical equipment.....	\$28 million
Motor Vehicles.....	\$20 million



**TX-34**  
**exports \$32 million**  
 in services to Canada annually

### Top TX-34 services exports to Canada

Travel (including for education).....	\$14 million
Business services.....	\$8 million
Charges for the use of intellectual property.....	\$4 million
Financial services.....	\$3 million
Maintenance & repair services.....	\$1 million

### Top Canadian-owned businesses in TX-34

- Dura Automotive
- US Security Associates
- Circle K
- Trimac Transportation
- Litetek Div
- Nutrien Ag Solutions
- Maverick Terminals
- Popeyes Louisiana Kitchen
- TForce
- Trans World Ny Sub

**April 2024**

Sources: **Trade Partnership:** Goods exports (2023 data, 3/2024 release) and services exports (2022 data, 1/2024 release), calculated figures, based on U.S. Census Bureau and U.S. Bureau of Economic Analysis data at state and national levels. **Dun & Bradstreet:** Canadian-owned businesses (12/2023 release). Figures may not add up due to rounding. Produced by the Embassy of Canada in Washington, D.C.

# Texas' 35<sup>th</sup> district & Canada

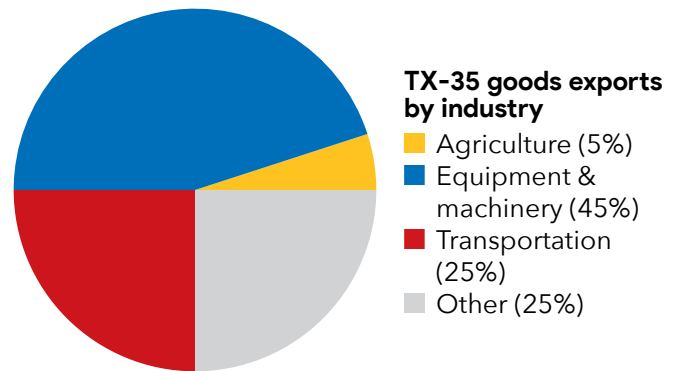
## An integrated economic & security partnership

2,030 people are employed at the 32 Canadian-owned businesses operating in TX-35

**TX-35**  
**exports \$559 million**  
 in goods to Canada annually

### Top TX-35 goods exports to Canada

■ Motor Vehicles.....	\$98 million
■ Electrical Equipment & Components.....	\$90 million
■ Scrap Products.....	\$67 million
■ Audio & Video Equipment.....	\$33 million
■ Semiconductors & Components.....	\$27 million



**TX-35**  
**exports \$136 million**  
 in services to Canada annually

### Top TX-35 services exports to Canada

Business services.....	\$49 million
Charges for the use of intellectual property.....	\$34 million
Travel (including for education).....	\$32 million
Financial services.....	\$8 million
Telecommunications, computer & information services	\$7 million

### Top Canadian-owned businesses in TX-35

- Sigmor Beverage
- FGF
- Cgt Us Limited
- Waste Connections
- US Security Associates
- Xbiotech Usa
- Inmar
- Trimac Transportation
- CST Brands
- Circle K

**April 2024**

Sources: **Trade Partnership:** Goods exports (2023 data, 3/2024 release) and services exports (2022 data, 1/2024 release), calculated figures, based on U.S. Census Bureau and U.S. Bureau of Economic Analysis data at state and national levels. **Dun & Bradstreet:** Canadian-owned businesses (12/2023 release). Figures may not add up due to rounding. Produced by the Embassy of Canada in Washington, D.C.

# Texas' 36<sup>th</sup> district & Canada

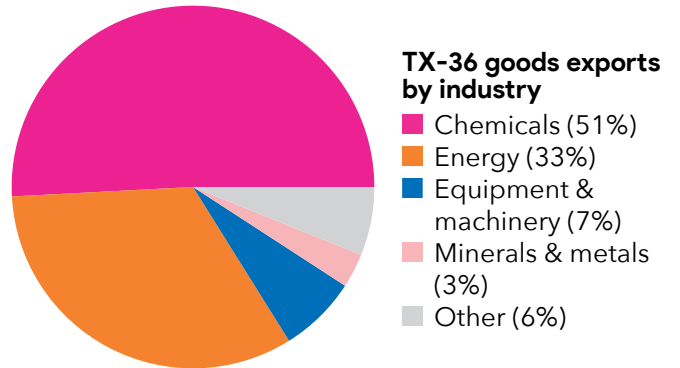
## An integrated economic & security partnership

950 people are employed at the 37 Canadian-owned businesses operating in TX-36

**TX-36**  
**exports \$2.3 billion**  
 in goods to Canada annually

### Top TX-36 goods exports to Canada

■ Resins & Synthetic Fibers.....	\$606 million
■ Petroleum & coal products.....	\$594 million
■ Basic Chemicals.....	\$563 million
■ Oil & Gas.....	\$170 million
■ Scrap Products.....	\$72 million



**TX-36**  
**exports \$108 million**  
 in services to Canada annually

### Top TX-36 services exports to Canada

Business services.....	\$50 million
Charges for the use of intellectual property.....	\$22 million
Travel (including for education).....	\$12 million
Transport.....	\$11 million
Maintenance & repair services.....	\$8 million

### Top Canadian-owned businesses in TX-36

- International Cooling Tower
- Trimac Transportation
- Ingenia Polymers
- MDS
- Texas Eastern Transmission
- Igi The Intl Group
- Silverwing Usa
- Spectra Energy
- Circle K
- Integra Technologies

**April 2024**

Sources: **Trade Partnership:** Goods exports (2023 data, 3/2024 release) and services exports (2022 data, 1/2024 release), calculated figures, based on U.S. Census Bureau and U.S. Bureau of Economic Analysis data at state and national levels. **Dun & Bradstreet:** Canadian-owned businesses (12/2023 release). Figures may not add up due to rounding. Produced by the Embassy of Canada in Washington, D.C.



# Texas' 37<sup>th</sup> district & Canada

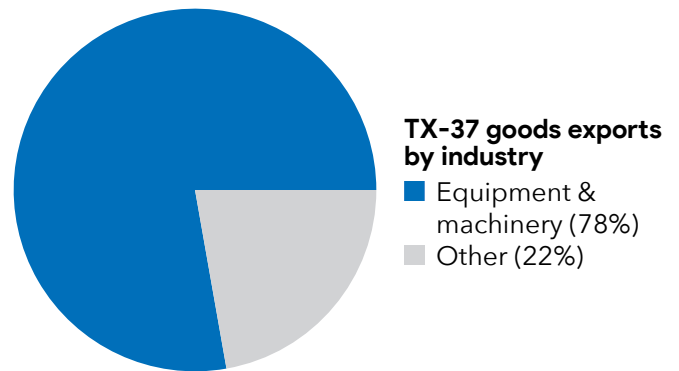
## An integrated economic & security partnership

1,640 people are employed at the 75 Canadian-owned businesses operating in TX-37

**TX-37**  
**exports \$1.2 billion**  
 in goods to Canada annually

### Top TX-37 goods exports to Canada

■ Computer Equipment.....	\$611 million
■ Scrap Products.....	\$152 million
■ Navigational & measuring instruments.....	\$81 million
■ Communications Equipment.....	\$79 million
■ Semiconductors & Components.....	\$51 million



**TX-37**  
**exports \$439 million**  
 in services to Canada annually

### Top TX-37 services exports to Canada

Business services.....	\$164 million
Charges for the use of intellectual property....	\$158 million
Travel (including for education).....	\$44 million
Telecommunications, computer & information services	\$38 million
Financial services.....	\$24 million

### Top Canadian-owned businesses in TX-37

- Celestica
- MWH Americas
- Innovtive Aftmrket Systems Lp
- Ledcor
- WSP USA
- AtkinsRéalis
- Strategic Office Solutions
- Circle K
- Cylance
- Capitol Appraisal Group

**April 2024**

Sources: **Trade Partnership:** Goods exports (2023 data, 3/2024 release) and services exports (2022 data, 1/2024 release), calculated figures, based on U.S. Census Bureau and U.S. Bureau of Economic Analysis data at state and national levels. **Dun & Bradstreet:** Canadian-owned businesses (12/2023 release). Figures may not add up due to rounding. Produced by the Embassy of Canada in Washington, D.C.

# Texas' 38<sup>th</sup> district & Canada

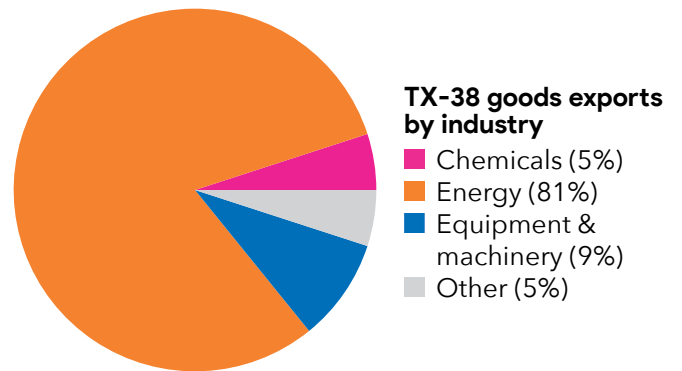
## An integrated economic & security partnership

2,470 people are employed at the 82 Canadian-owned businesses operating in TX-38

**TX-38**  
**exports \$4.4 billion**  
 in goods to Canada annually

### Top TX-38 goods exports to Canada

Oil & Gas.....	\$3.3 billion
Petroleum & coal products.....	\$196 million
Scrap Products.....	\$157 million
Computer Equipment.....	\$104 million
Resins & Synthetic Fibers.....	\$97 million



**TX-38**  
**exports \$188 million**  
 in services to Canada annually

### Top TX-38 services exports to Canada

Business services.....	\$109 million
Charges for the use of intellectual property.....	\$35 million
Travel (including for education).....	\$12 million
Financial services.....	\$12 million
Transport.....	\$11 million

### Top Canadian-owned businesses in TX-38

- AtkinsRéalis
- Enbridge
- Automated Car Wash Systems
- WCA Waste Corporation
- WS Atkins
- AES Drilling Fluids
- Omega Protein
- Packers Plus Enrgy Svcs Usa In
- R L G International
- Argus Software

**April 2024**

Sources: **Trade Partnership:** Goods exports (2023 data, 3/2024 release) and services exports (2022 data, 1/2024 release), calculated figures, based on U.S. Census Bureau and U.S. Bureau of Economic Analysis data at state and national levels. **Dun & Bradstreet:** Canadian-owned businesses (12/2023 release). Figures may not add up due to rounding. Produced by the Embassy of Canada in Washington, D.C.

# Utah's 1<sup>st</sup> district & Canada

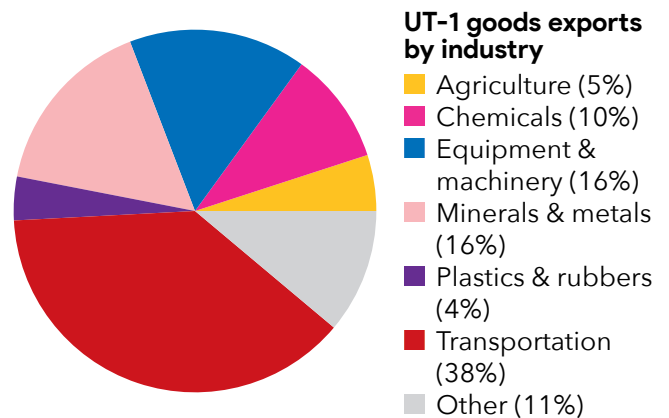
## An integrated economic & security partnership

480 people are employed at the 30 Canadian-owned businesses operating in UT-1

UT-1  
**exports \$635 million**  
 in goods to Canada annually

### Top UT-1 goods exports to Canada

■ Aerospace products & parts.....	\$95 million
■ Motor Vehicle Parts.....	\$88 million
■ Nonferrous metal products.....	\$56 million
■ Motor Vehicle Bodies & Trailers.....	\$47 million
■ Navigational & measuring instruments.....	\$27 million



UT-1  
**exports \$125 million**  
 in services to Canada annually

### Top UT-1 services exports to Canada

Financial services.....	\$35 million
Business services.....	\$30 million
Charges for the use of intellectual property.....	\$24 million
Travel (including for education).....	\$24 million
Telecommunications, computer & information services	\$5 million

### Top Canadian-owned businesses in UT-1

- Campbell Scientific
- Juniper Systems
- Rhema Health Products
- Descartes Systems Group
- Circle K
- RBC
- BMO Harris Bank
- Service Experts
- American Apparel
- Brookfield Properties

April 2024

Sources: **Trade Partnership:** Goods exports (2023 data, 3/2024 release) and services exports (2022 data, 1/2024 release), calculated figures, based on U.S. Census Bureau and U.S. Bureau of Economic Analysis data at state and national levels. **Dun & Bradstreet:** Canadian-owned businesses (12/2023 release). Figures may not add up due to rounding. Produced by the Embassy of Canada in Washington, D.C.

# Utah's 2<sup>nd</sup> district & Canada

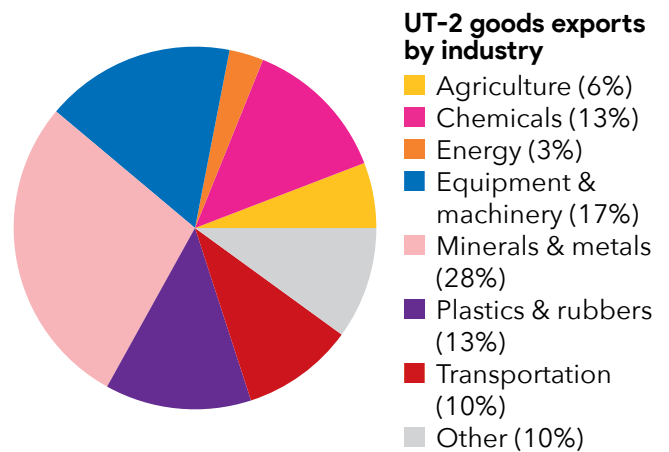
## An integrated economic & security partnership

2,720 people are employed at the 49 Canadian-owned businesses operating in UT-2

**UT-2**  
**exports \$524 million**  
 in goods to Canada annually

### Top UT-2 goods exports to Canada

Nonferrous metal products.....	\$86 million
Plastics Products.....	\$64 million
Aerospace products & parts.....	\$37 million
Soaps, Cleaning Agents & Toiletries.....	\$27 million
Navigational & measuring instruments.....	\$17 million



**UT-2**  
**exports \$146 million**  
 in services to Canada annually

### Top UT-2 services exports to Canada

Financial services.....	\$34 million
Business services.....	\$33 million
Travel (including for education).....	\$27 million
Charges for the use of intellectual property.....	\$23 million
Transport.....	\$16 million

### Top Canadian-owned businesses in UT-2

- Motor Cargo
- Rocky Mountain Fabrication
- Andrews International
- Barrick Gold
- Premier Tech
- Major Drilling
- Noorda
- SMG Holdings
- TForce
- Silver Eagle Refining

**April 2024**

Sources: **Trade Partnership:** Goods exports (2023 data, 3/2024 release) and services exports (2022 data, 1/2024 release), calculated figures, based on U.S. Census Bureau and U.S. Bureau of Economic Analysis data at state and national levels. **Dun & Bradstreet:** Canadian-owned businesses (12/2023 release). Figures may not add up due to rounding. Produced by the Embassy of Canada in Washington, D.C.

# Utah's 3<sup>rd</sup> district & Canada

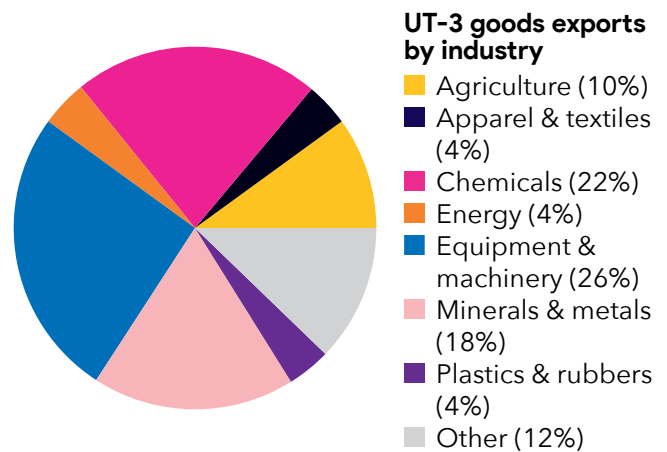
## An integrated economic & security partnership

550 people are employed at the 35 Canadian-owned businesses operating in UT-3

UT-3  
**exports \$315 million**  
 in goods to Canada annually

### Top UT-3 goods exports to Canada

■ Soaps, Cleaning Agents & Toiletries.....	\$31 million
■ Agricultural & construction machinery.....	\$17 million
■ Pharmaceuticals & Medicines.....	\$17 million
■ Medical Equipment & Supplies.....	\$14 million
■ Iron, steel & ferroalloys.....	\$14 million



UT-3  
**exports \$220 million**  
 in services to Canada annually

### Top UT-3 services exports to Canada

Charges for the use of intellectual property.....	\$65 million
Business services.....	\$55 million
Financial services.....	\$48 million
Travel (including for education).....	\$23 million
Telecommunications, computer & information services	\$17 million

### Top Canadian-owned businesses in UT-3

- Waste Connections
- Shawcor
- Rhinehart Oil
- Stantec
- Curve Dental Inc
- Flex Fleet Rental
- Service Experts
- Winroc
- Pioneer Pipe
- BMO Harris Bank

**April 2024**

Sources: **Trade Partnership:** Goods exports (2023 data, 3/2024 release) and services exports (2022 data, 1/2024 release), calculated figures, based on U.S. Census Bureau and U.S. Bureau of Economic Analysis data at state and national levels. **Dun & Bradstreet:** Canadian-owned businesses (12/2023 release). Figures may not add up due to rounding. Produced by the Embassy of Canada in Washington, D.C.

# Utah's 4<sup>th</sup> district & Canada

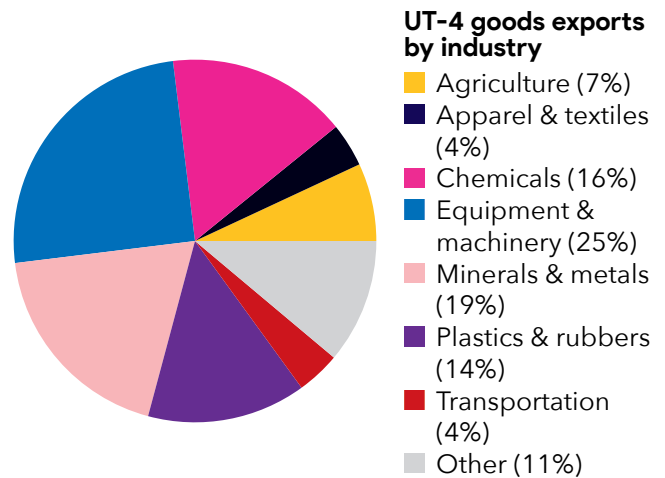
## An integrated economic & security partnership

230 people are employed at the 21 Canadian-owned businesses operating in UT-4

**UT-4**  
**exports \$218 million**  
 in goods to Canada annually

### Top UT-4 goods exports to Canada

Plastics Products.....	\$28 million
Agricultural & construction machinery.....	\$23 million
Pesticides & Fertilizers.....	\$13 million
Medical Equipment & Supplies.....	\$10 million
Nonferrous metal products.....	\$8 million



**UT-4**  
**exports \$101 million**  
 in services to Canada annually

### Top UT-4 services exports to Canada

Financial services.....	\$31 million
Business services.....	\$26 million
Charges for the use of intellectual property.....	\$21 million
Travel (including for education).....	\$10 million
Insurance services.....	\$4 million

### Top Canadian-owned businesses in UT-4

- Custom Lighting Services
- Service Experts
- Wood Environmental Infrastructure Solutions
- Circle K
- Cold Stone Creamery
- Trans World Ny Sub
- Independent Order of Foresters
- Guardsmark
- Dorr-Oliver
- Lincoln Cave Exploration

**April 2024**

Sources: **Trade Partnership:** Goods exports (2023 data, 3/2024 release) and services exports (2022 data, 1/2024 release), calculated figures, based on U.S. Census Bureau and U.S. Bureau of Economic Analysis data at state and national levels. **Dun & Bradstreet:** Canadian-owned businesses (12/2023 release). Figures may not add up due to rounding. Produced by the Embassy of Canada in Washington, D.C.

# Virginia's 1<sup>st</sup> district & Canada

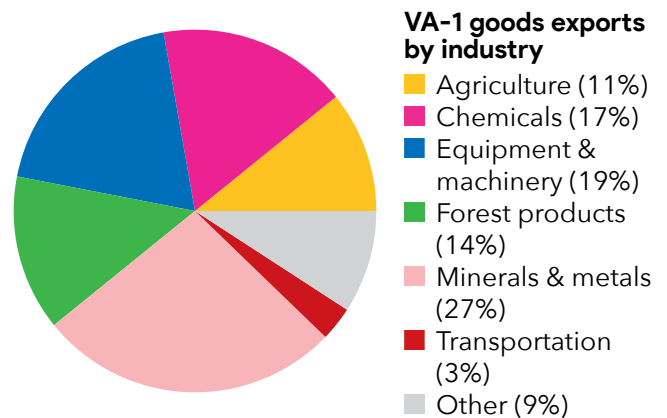
## An integrated economic & security partnership

870 people are employed at the 37 Canadian-owned businesses operating in VA-1

**VA-1**  
**exports \$180 million**  
 in goods to Canada annually

### Top VA-1 goods exports to Canada

■ Resins & Synthetic Fibers.....	\$16 million
■ Pulp & Paperboard Mill Products.....	\$12 million
■ HVAC & Refrigeration Equipment.....	\$10 million
■ Converted Paper Products.....	\$9 million
■ Iron, steel & ferroalloys.....	\$9 million



**VA-1**  
**exports \$103 million**  
 in services to Canada annually

### Top VA-1 services exports to Canada

Business services.....	\$38 million
Travel (including for education).....	\$32 million
Financial services.....	\$17 million
Charges for the use of intellectual property.....	\$8 million
Maintenance & repair services.....	\$4 million

### Top Canadian-owned businesses in VA-1

- Guardsmark
- Omega Protein
- Rpi Chesterfield
- Wood Preservers Incorporated
- Cma Williamsburg Ford
- Nutrien Ag Solutions
- Interbakefoods
- Hatch Consulting
- Stantec
- Aldo

**April 2024**

Sources: **Trade Partnership:** Goods exports (2023 data, 3/2024 release) and services exports (2022 data, 1/2024 release), calculated figures, based on U.S. Census Bureau and U.S. Bureau of Economic Analysis data at state and national levels. **Dun & Bradstreet:** Canadian-owned businesses (12/2023 release). Figures may not add up due to rounding. Produced by the Embassy of Canada in Washington, D.C.

# Virginia's 2<sup>nd</sup> district & Canada

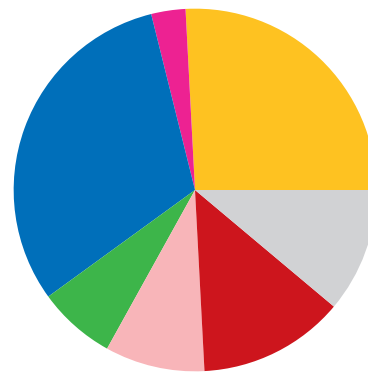
## An integrated economic & security partnership

900 people are employed at the 21 Canadian-owned businesses operating in VA-2

**VA-2**  
**exports \$165 million**  
 in goods to Canada annually

### Top VA-2 goods exports to Canada

Meat Products.....	\$17 million
Motor Vehicle Parts.....	\$14 million
Engines & turbines.....	\$8 million
Scrap Products.....	\$8 million
Pulp & Paperboard Mill Products.....	\$7 million



**VA-2 goods exports by industry**

- Agriculture (26%)
- Chemicals (3%)
- Equipment & machinery (31%)
- Forest products (7%)
- Minerals & metals (9%)
- Transportation (13%)
- Other (11%)

**VA-2**  
**exports \$92 million**  
 in services to Canada annually

### Top VA-2 services exports to Canada

Travel (including for education).....	\$33 million
Business services.....	\$24 million
Financial services.....	\$11 million
Charges for the use of intellectual property.....	\$11 million
Telecommunications, computer & information services	\$7 million

### Top Canadian-owned businesses in VA-2

- Suffolk Cold Storage
- Cooke Seafood
- Wanchese Fish
- Circle K
- WSP USA
- Nutrien Ag Solutions
- Frieden Agency
- DK Chicken
- Leisure Entertainment
- Daniels Enterprises

**April 2024**

Sources: **Trade Partnership:** Goods exports (2023 data, 3/2024 release) and services exports (2022 data, 1/2024 release), calculated figures, based on U.S. Census Bureau and U.S. Bureau of Economic Analysis data at state and national levels. **Dun & Bradstreet:** Canadian-owned businesses (12/2023 release). Figures may not add up due to rounding. Produced by the Embassy of Canada in Washington, D.C.



# Virginia's 3<sup>rd</sup> district & Canada

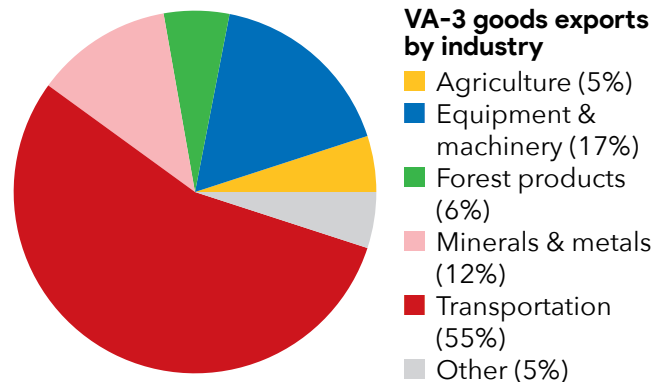
## An integrated economic & security partnership

1,050 people are employed at the 35 Canadian-owned businesses operating in VA-3

**VA-3**  
**exports \$261 million**  
 in goods to Canada annually

### Top VA-3 goods exports to Canada

■ Motor Vehicle Bodies & Trailers.....	\$90 million
■ Motor Vehicle Parts.....	\$24 million
■ Aerospace products & parts.....	\$16 million
■ Engines & turbines.....	\$12 million
■ Motor Vehicles.....	\$10 million



**VA-3**  
**exports \$94 million**  
 in services to Canada annually

### Top VA-3 services exports to Canada

Travel (including for education).....	\$31 million
Business services.....	\$25 million
Charges for the use of intellectual property.....	\$10 million
Telecommunications, computer & information services	\$10 million
Financial services.....	\$8 million

### Top Canadian-owned businesses in VA-3

- High Liner Foods Usa
- US Security Associates
- Colliers International
- CGI
- TForce
- Circle K
- Popeyes Louisiana Kitchen
- Novo Building Products
- DK Chicken
- Wood Environmental Infrastructure Solutions

**April 2024**

Sources: **Trade Partnership:** Goods exports (2023 data, 3/2024 release) and services exports (2022 data, 1/2024 release), calculated figures, based on U.S. Census Bureau and U.S. Bureau of Economic Analysis data at state and national levels. **Dun & Bradstreet:** Canadian-owned businesses (12/2023 release). Figures may not add up due to rounding. Produced by the Embassy of Canada in Washington, D.C.

# Virginia's 4<sup>th</sup> district & Canada

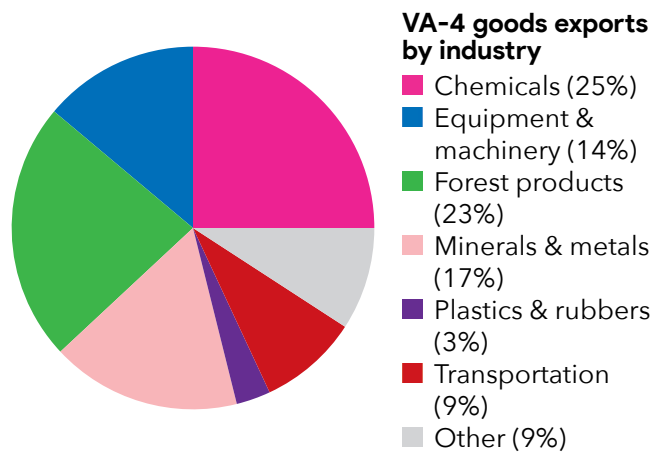
## An integrated economic & security partnership

1,280 people are employed at the 39 Canadian-owned businesses operating in VA-4

**VA-4**  
**exports \$310 million**  
 in goods to Canada annually

### Top VA-4 goods exports to Canada

■ Converted Paper Products.....	\$35 million
■ Pulp & Paperboard Mill Products.....	\$30 million
■ Resins & Synthetic Fibers.....	\$28 million
■ Basic Chemicals.....	\$22 million
■ Motor Vehicles.....	\$22 million



**VA-4**  
**exports \$132 million**  
 in services to Canada annually

### Top VA-4 services exports to Canada

Business services.....	\$50 million
Travel (including for education).....	\$35 million
Financial services.....	\$30 million
Charges for the use of intellectual property.....	\$8 million
Insurance services.....	\$4 million

### Top Canadian-owned businesses in VA-4

- Retail Data Services
- SMG Holdings
- US Security Associates
- Allied Universal
- WSP USA
- Majorclarity
- QRS Corporation
- RBC
- Colliers International
- SFE Brands

**April 2024**

Sources: **Trade Partnership:** Goods exports (2023 data, 3/2024 release) and services exports (2022 data, 1/2024 release), calculated figures, based on U.S. Census Bureau and U.S. Bureau of Economic Analysis data at state and national levels. **Dun & Bradstreet:** Canadian-owned businesses (12/2023 release). Figures may not add up due to rounding. Produced by the Embassy of Canada in Washington, D.C.

# Virginia's 5<sup>th</sup> district & Canada

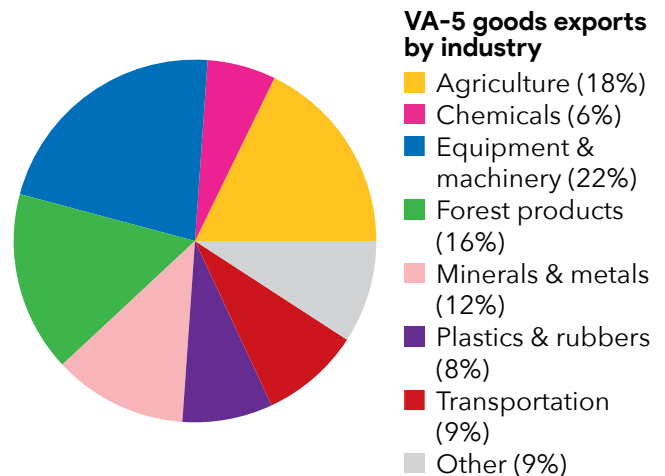
## An integrated economic & security partnership

860 people are employed at the 28 Canadian-owned businesses operating in VA-5

**VA-5**  
**exports \$441 million**  
 in goods to Canada annually

### Top VA-5 goods exports to Canada

■ Pulp & Paperboard Mill Products.....	\$41 million
■ Motor Vehicles.....	\$35 million
■ Plastics Products.....	\$35 million
■ Beverages.....	\$26 million
■ HVAC & Refrigeration Equipment.....	\$15 million



**VA-5**  
**exports \$103 million**  
 in services to Canada annually

### Top VA-5 services exports to Canada

Financial services.....	\$32 million
Travel (including for education).....	\$32 million
Business services.....	\$24 million
Charges for the use of intellectual property.....	\$8 million
Maintenance & repair services.....	\$3 million

### Top Canadian-owned businesses in VA-5

- Thomson Reuters
- Tri Dim Filter
- CBN Secure Technologies
- Circle K
- Benchmark Systems Inc
- Nutrien Ag Solutions
- TForce
- Willowtree
- John Paul Jones Arena
- Blue Ridge Internetworks

**April 2024**

Sources: **Trade Partnership:** Goods exports (2023 data, 3/2024 release) and services exports (2022 data, 1/2024 release), calculated figures, based on U.S. Census Bureau and U.S. Bureau of Economic Analysis data at state and national levels. **Dun & Bradstreet:** Canadian-owned businesses (12/2023 release). Figures may not add up due to rounding. Produced by the Embassy of Canada in Washington, D.C.

# Virginia's 6<sup>th</sup> district & Canada

## An integrated economic & security partnership

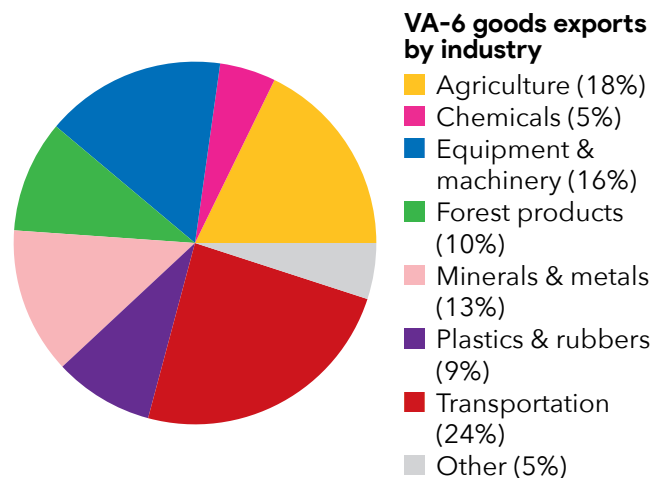
1,470 people are employed at the 30 Canadian-owned businesses operating in VA-6

### VA-6

**exports \$1.0 billion**  
 in goods to Canada annually

#### Top VA-6 goods exports to Canada

■ Motor Vehicles.....	\$190 million
■ Plastics Products.....	\$88 million
■ Meat Products.....	\$39 million
■ HVAC & Refrigeration Equipment.....	\$38 million
■ Pulp & Paperboard Mill Products.....	\$35 million



### VA-6

**exports \$74 million**  
 in services to Canada annually

#### Top VA-6 services exports to Canada

Travel (including for education).....	\$32 million
Business services.....	\$16 million
Charges for the use of intellectual property.....	\$11 million
Financial services.....	\$7 million
Maintenance & repair services.....	\$2 million

#### Top Canadian-owned businesses in VA-6

- Shenandoah Gas
- TForce
- Natures Touch Frozen Foods
- Montebello Packaging
- Bfg Kalamazoo
- Stella-Jones
- Columbia Energy
- WSP USA
- Washington Gas
- Flow Beverages

**April 2024**

Sources: **Trade Partnership:** Goods exports (2023 data, 3/2024 release) and services exports (2022 data, 1/2024 release), calculated figures, based on U.S. Census Bureau and U.S. Bureau of Economic Analysis data at state and national levels. **Dun & Bradstreet:** Canadian-owned businesses (12/2023 release). Figures may not add up due to rounding. Produced by the Embassy of Canada in Washington, D.C.

# Virginia's 7<sup>th</sup> district & Canada

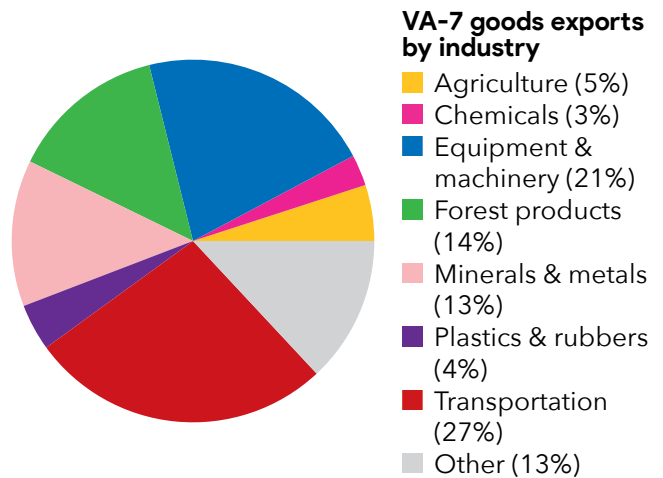
## An integrated economic & security partnership

310 people are employed at the 21 Canadian-owned businesses operating in VA-7

**VA-7**  
**exports \$71 million**  
 in goods to Canada annually

### Top VA-7 goods exports to Canada

■ Motor Vehicles.....	\$15 million
■ Printed Matter & Related Products.....	\$4 million
■ Computer Equipment.....	\$4 million
■ Scrap Products.....	\$4 million
■ Semiconductors & Components.....	\$3 million



**VA-7**  
**exports \$94 million**  
 in services to Canada annually

### Top VA-7 services exports to Canada

Business services.....	\$35 million
Travel (including for education).....	\$27 million
Charges for the use of intellectual property.....	\$20 million
Financial services.....	\$7 million
Insurance services.....	\$2 million

### Top Canadian-owned businesses in VA-7

- FTG Circuits
- CGI
- Trans World Ny Sub
- Insurance Auto Auctions
- CGI Federal
- Gtr Turf
- Stantec
- Columbia Energy
- SFE Brands
- Nutrien Ag Solutions

**April 2024**

Sources: **Trade Partnership:** Goods exports (2023 data, 3/2024 release) and services exports (2022 data, 1/2024 release), calculated figures, based on U.S. Census Bureau and U.S. Bureau of Economic Analysis data at state and national levels. **Dun & Bradstreet:** Canadian-owned businesses (12/2023 release). Figures may not add up due to rounding. Produced by the Embassy of Canada in Washington, D.C.

# Virginia's 8<sup>th</sup> district & Canada

## An integrated economic & security partnership

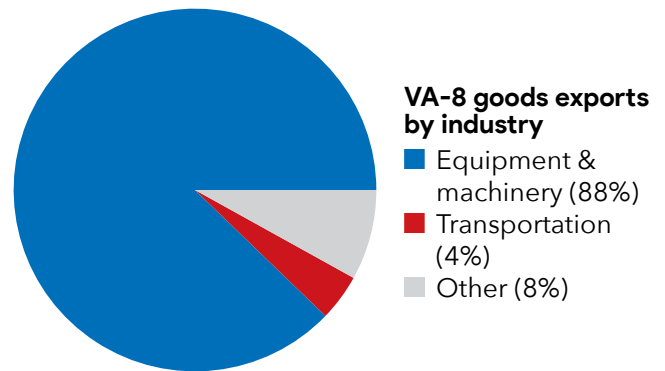
1,350 people are employed at the 36 Canadian-owned businesses operating in VA-8

### VA-8

**exports \$88 million**  
 in goods to Canada annually

#### Top VA-8 goods exports to Canada

■ Computer Equipment.....	\$70 million
■ Navigational & measuring instruments.....	\$6 million
■ Motor Vehicles.....	\$2 million
■ Medical Equipment & Supplies.....	\$2 million
■ Printed Matter & Related Products.....	\$2 million



### VA-8

**exports \$489 million**  
 in services to Canada annually

#### Top VA-8 services exports to Canada

Business services.....	\$234 million
Charges for the use of intellectual property....	\$141 million
Travel (including for education).....	\$40 million
Telecommunications, computer & information services	\$27 million
Financial services.....	\$24 million

#### Top Canadian-owned businesses in VA-8

- WGL
- Washington Gas
- CGI
- WSP USA
- TD Bank NA
- Stantec
- Trans World Ny Sub
- Bancomercio De El Salvador
- OpenText
- AtkinsRéalis

**April 2024**

Sources: **Trade Partnership:** Goods exports (2023 data, 3/2024 release) and services exports (2022 data, 1/2024 release), calculated figures, based on U.S. Census Bureau and U.S. Bureau of Economic Analysis data at state and national levels. **Dun & Bradstreet:** Canadian-owned businesses (12/2023 release). Figures may not add up due to rounding. Produced by the Embassy of Canada in Washington, D.C.

# Virginia's 9<sup>th</sup> district & Canada

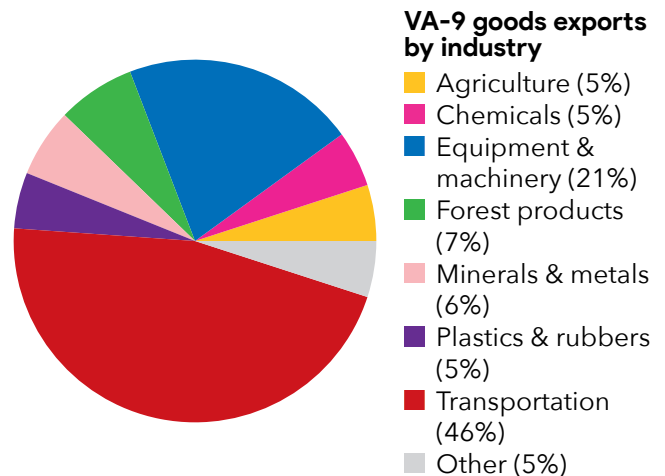
## An integrated economic & security partnership

1,710 people are employed at the 27 Canadian-owned businesses operating in VA-9

**VA-9**  
**exports \$815 million**  
 in goods to Canada annually

### Top VA-9 goods exports to Canada

■ Motor Vehicles.....	\$208 million
■ Motor Vehicle Bodies & Trailers.....	\$78 million
■ Motor Vehicle Parts.....	\$69 million
■ Agricultural & construction machinery.....	\$47 million
■ Plastics Products.....	\$34 million



**VA-9**  
**exports \$65 million**  
 in services to Canada annually

### Top VA-9 services exports to Canada

Travel (including for education).....	\$24 million
Business services.....	\$20 million
Charges for the use of intellectual property.....	\$10 million
Financial services.....	\$5 million
Maintenance & repair services.....	\$4 million

### Top Canadian-owned businesses in VA-9

- CGI Federal
- Samuel, Son & Co
- Textile Corporation America
- United Elastic-A Narroflex Co
- Circle K
- Ten Oaks
- US Security Associates
- Dutailier Virginia
- TForce
- East Tennessee Natural Gas

**April 2024**

Sources: **Trade Partnership:** Goods exports (2023 data, 3/2024 release) and services exports (2022 data, 1/2024 release), calculated figures, based on U.S. Census Bureau and U.S. Bureau of Economic Analysis data at state and national levels. **Dun & Bradstreet:** Canadian-owned businesses (12/2023 release). Figures may not add up due to rounding. Produced by the Embassy of Canada in Washington, D.C.

# Virginia's 10<sup>th</sup> district & Canada

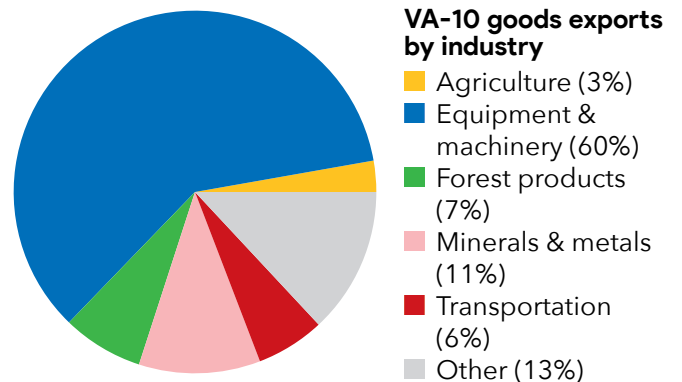
## An integrated economic & security partnership

960 people are employed at the 32 Canadian-owned businesses operating in VA-10

**VA-10**  
**exports \$153 million**  
 in goods to Canada annually

### Top VA-10 goods exports to Canada

■ Communications Equipment.....	\$34 million
■ Computer Equipment.....	\$33 million
■ Semiconductors & Components.....	\$11 million
■ Motor Vehicles.....	\$9 million
■ Navigational & measuring instruments.....	\$6 million



**VA-10**  
**exports \$215 million**  
 in services to Canada annually

### Top VA-10 services exports to Canada

Charges for the use of intellectual property.....	\$58 million
Business services.....	\$55 million
Travel (including for education).....	\$41 million
Transport.....	\$32 million
Telecommunications, computer & information services	\$24 million

### Top Canadian-owned businesses in VA-10

- American Disposal Services
- Oberon Associates
- Skylink U S A
- Washington Gas
- Chesapeake Sprinkler
- TForce
- Clearwater Fine Foods
- Trans World Ny Sub
- TD Bank NA
- Columbia Energy

**April 2024**

Sources: **Trade Partnership:** Goods exports (2023 data, 3/2024 release) and services exports (2022 data, 1/2024 release), calculated figures, based on U.S. Census Bureau and U.S. Bureau of Economic Analysis data at state and national levels. **Dun & Bradstreet:** Canadian-owned businesses (12/2023 release). Figures may not add up due to rounding. Produced by the Embassy of Canada in Washington, D.C.



# Virginia's 11<sup>th</sup> district & Canada

## An integrated economic & security partnership

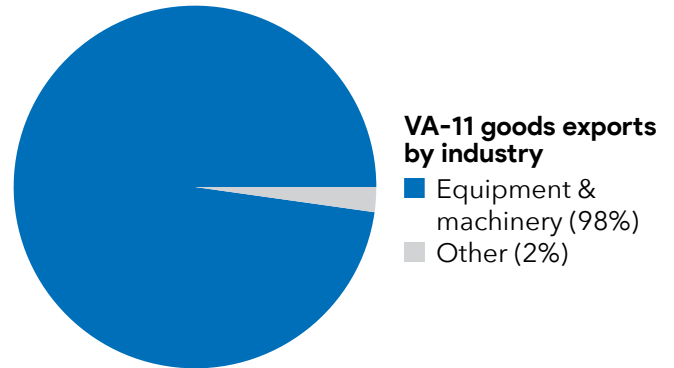
4,740 people are employed at the 68 Canadian-owned businesses operating in VA-11

### VA-11

**exports \$63 million**  
 in goods to Canada annually

#### Top VA-11 goods exports to Canada

■ Computer Equipment.....	\$56 million
■ Navigational & measuring instruments.....	\$5 million
■ Medical Equipment & Supplies.....	\$537,756
■ Magnetic & Optical Media.....	\$277,887
■ Audio & Video Equipment.....	\$236,900



### VA-11

**exports \$394 million**  
 in services to Canada annually

#### Top VA-11 services exports to Canada

Charges for the use of intellectual property....	\$166 million
Business services.....	\$142 million
Financial services.....	\$39 million
Telecommunications, computer & information services	\$29 million
Travel (including for education).....	\$18 million

#### Top Canadian-owned businesses in VA-11

- CGI Federal
- CGI
- Stanley
- Brookfield Properties
- Thomson Reuters
- Tomia
- WGL
- WSP USA
- Andrews International
- Colliers International

**April 2024**

Sources: **Trade Partnership:** Goods exports (2023 data, 3/2024 release) and services exports (2022 data, 1/2024 release), calculated figures, based on U.S. Census Bureau and U.S. Bureau of Economic Analysis data at state and national levels. **Dun & Bradstreet:** Canadian-owned businesses (12/2023 release). Figures may not add up due to rounding. Produced by the Embassy of Canada in Washington, D.C.

# Washington's 1<sup>st</sup> district & Canada

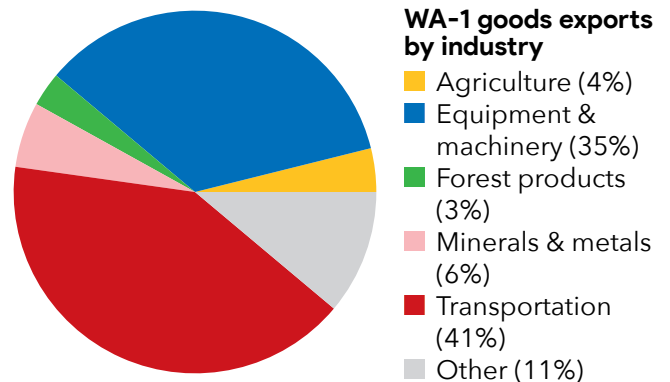
## An integrated economic & security partnership

6,040 people are employed at the 64 Canadian-owned businesses operating in WA-1

**WA-1**  
**exports \$934 million**  
 in goods to Canada annually

### Top WA-1 goods exports to Canada

- Aerospace products & parts.....\$335 million
- Communications Equipment..... \$79 million
- Agricultural & construction machinery..... \$73 million
- Navigational & measuring instruments..... \$43 million
- Motor Vehicles..... \$42 million



**WA-1**  
**exports \$256 million**  
 in services to Canada annually

### Top WA-1 services exports to Canada

- Charges for the use of intellectual property....\$153 million
- Business services..... \$44 million
- Telecommunications, computer & information services\$27 million
- Travel (including for education)..... \$22 million
- Transport..... \$4 million

### Top Canadian-owned businesses in WA-1

- SNC-Lavalin
- Mediscis Technologies
- Guardsmark
- Aboda
- Northwest Wind And Solar
- Golder Associates
- Newway Forming
- Tietoenator Majiq
- Tucows
- Stella-Jones

**April 2024**

Sources: **Trade Partnership:** Goods exports (2023 data, 3/2024 release) and services exports (2022 data, 1/2024 release), calculated figures, based on U.S. Census Bureau and U.S. Bureau of Economic Analysis data at state and national levels. **Dun & Bradstreet:** Canadian-owned businesses (12/2023 release). Figures may not add up due to rounding. Produced by the Embassy of Canada in Washington, D.C.

# Washington's 2<sup>nd</sup> district & Canada

## An integrated economic & security partnership

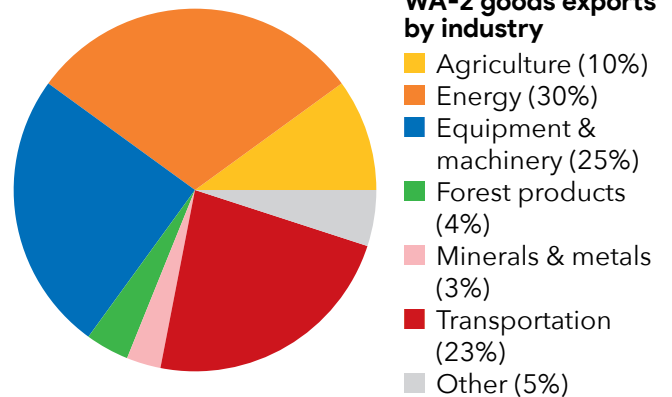
2,280 people are employed at the 125 Canadian-owned businesses operating in WA-2

### WA-2

**exports \$1.5 billion**  
 in goods to Canada annually

#### Top WA-2 goods exports to Canada

■ Petroleum & coal products.....	\$446 million
■ Aerospace products & parts.....	\$285 million
■ Agricultural & construction machinery.....	\$175 million
■ Communications Equipment.....	\$45 million
■ Navigational & measuring instruments.....	\$40 million



### WA-2

**exports \$250 million**  
 in services to Canada annually

#### Top WA-2 services exports to Canada

Transport.....	\$177 million
Travel (including for education).....	\$33 million
Business services.....	\$17 million
Charges for the use of intellectual property.....	\$13 million
Financial services.....	\$5 million

#### Top Canadian-owned businesses in WA-2

- Icicle Seafoods
- Sound Publishing
- Keg Steakhouse + Bar
- Selco
- Flora
- Dealer Info Systems
- Stantec
- Moon Cheese
- Chemtrade
- Guardsmark

**April 2024**

Sources: **Trade Partnership:** Goods exports (2023 data, 3/2024 release) and services exports (2022 data, 1/2024 release), calculated figures, based on U.S. Census Bureau and U.S. Bureau of Economic Analysis data at state and national levels. **Dun & Bradstreet:** Canadian-owned businesses (12/2023 release). Figures may not add up due to rounding. Produced by the Embassy of Canada in Washington, D.C.

# Washington's 3<sup>rd</sup> district & Canada

## An integrated economic & security partnership

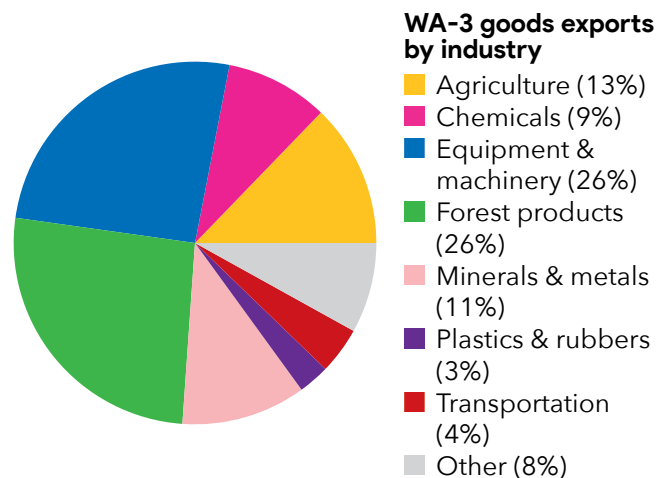
2,640 people are employed at the 49 Canadian-owned businesses operating in WA-3

### WA-3

**exports \$950 million**  
 in goods to Canada annually

#### Top WA-3 goods exports to Canada

■ Agricultural & construction machinery.....	\$118 million
■ Pulp & Paperboard Mill Products.....	\$114 million
■ Sawmill & wood products.....	\$60 million
■ Basic Chemicals.....	\$47 million
■ Converted Paper Products.....	\$33 million



### WA-3

**exports \$71 million**  
 in services to Canada annually

#### Top WA-3 services exports to Canada

Travel (including for education).....	\$23 million
Business services.....	\$15 million
Charges for the use of intellectual property.....	\$12 million
Telecommunications, computer & information services	\$12 million
Financial services.....	\$6 million

#### Top Canadian-owned businesses in WA-3

- TransAlta
- Transalta Centralia Mining
- Papa Murphys
- Waste Connections
- Exterior Wood
- Harold Lemay Enterprises
- Dental Service
- Wfp Engineered Products
- Interfor
- Columbia Resource Corporation

**April 2024**

Sources: **Trade Partnership:** Goods exports (2023 data, 3/2024 release) and services exports (2022 data, 1/2024 release), calculated figures, based on U.S. Census Bureau and U.S. Bureau of Economic Analysis data at state and national levels. **Dun & Bradstreet:** Canadian-owned businesses (12/2023 release). Figures may not add up due to rounding. Produced by the Embassy of Canada in Washington, D.C.

# Washington's 4<sup>th</sup> district & Canada

## An integrated economic & security partnership

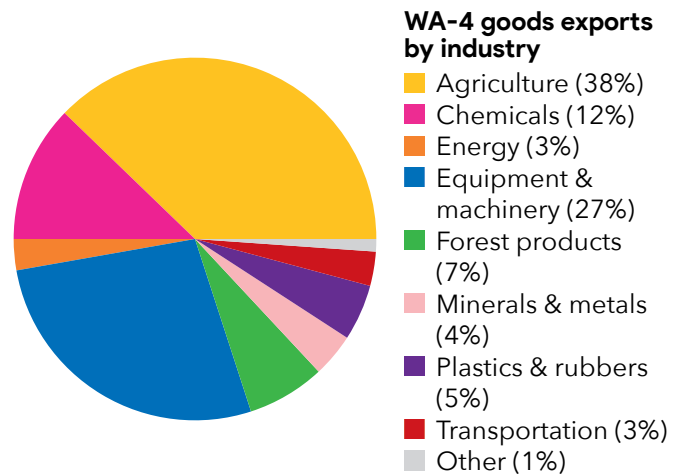
1,410 people are employed at the 24 Canadian-owned businesses operating in WA-4

### WA-4

**exports \$1.2 billion**  
 in goods to Canada annually

#### Top WA-4 goods exports to Canada

■ Agricultural & construction machinery.....	\$218 million
■ Fruits & Tree Nuts.....	\$184 million
■ Preserves & Specialty Foods.....	\$122 million
■ Basic Chemicals.....	\$110 million
■ Plastics Products.....	\$55 million



### WA-4

**exports \$86 million**  
 in services to Canada annually

#### Top WA-4 services exports to Canada

Travel (including for education).....	\$26 million
Business services.....	\$24 million
Transport.....	\$18 million
Charges for the use of intellectual property.....	\$7 million
Financial services.....	\$4 million

#### Top Canadian-owned businesses in WA-4

- McCain Foods
- Nutrien Ag Solutions
- Agrium
- Sun-Rype Products
- AtkinsRéalis
- TForce
- Yakima Waste Systems
- Oroville Reman & Reload
- Circle K
- Mister Car Wash

#### April 2024

Sources: **Trade Partnership:** Goods exports (2023 data, 3/2024 release) and services exports (2022 data, 1/2024 release), calculated figures, based on U.S. Census Bureau and U.S. Bureau of Economic Analysis data at state and national levels. **Dun & Bradstreet:** Canadian-owned businesses (12/2023 release). Figures may not add up due to rounding. Produced by the Embassy of Canada in Washington, D.C.

# Washington's 5<sup>th</sup> district & Canada

## An integrated economic & security partnership

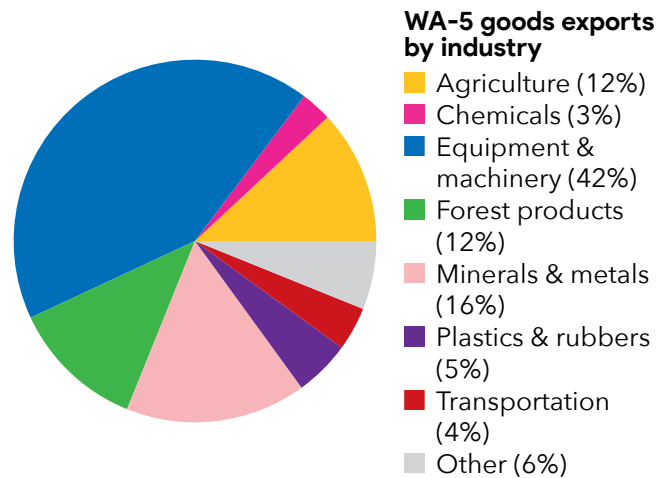
1,530 people are employed at the 52 Canadian-owned businesses operating in WA-5

### WA-5

**exports \$1.3 billion**  
 in goods to Canada annually

#### Top WA-5 goods exports to Canada

■ Agricultural & construction machinery.....	\$317 million
■ Plastics Products.....	\$62 million
■ Converted Paper Products.....	\$57 million
■ Iron, steel & ferroalloys.....	\$53 million
■ Communications Equipment.....	\$51 million



### WA-5

**exports \$85 million**  
 in services to Canada annually

#### Top WA-5 services exports to Canada

Travel (including for education).....	\$35 million
Business services.....	\$19 million
Charges for the use of intellectual property.....	\$12 million
Transport.....	\$8 million
Financial services.....	\$6 million

#### Top Canadian-owned businesses in WA-5

- Washington Teck Incorporated
- Fulcrum
- Flynn
- Teck
- Guardsmark
- Nutrien Ag Solutions
- Circle K
- Blaze King Industries
- Haakon Industries
- Kinross Gold Usa

**April 2024**

Sources: **Trade Partnership:** Goods exports (2023 data, 3/2024 release) and services exports (2022 data, 1/2024 release), calculated figures, based on U.S. Census Bureau and U.S. Bureau of Economic Analysis data at state and national levels. **Dun & Bradstreet:** Canadian-owned businesses (12/2023 release). Figures may not add up due to rounding. Produced by the Embassy of Canada in Washington, D.C.

# Washington’s 6<sup>th</sup> district & Canada

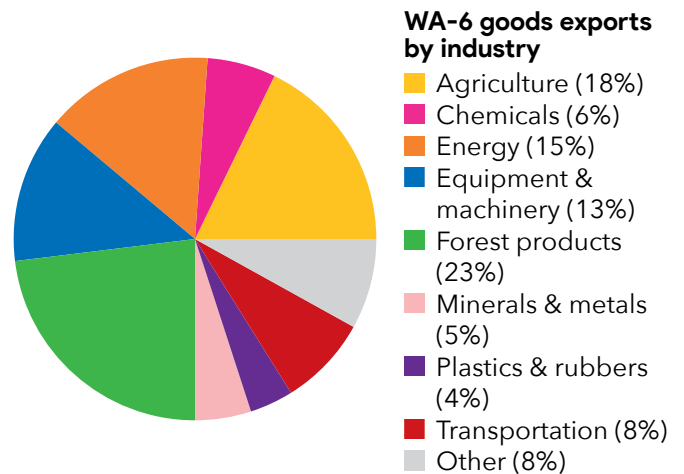
## An integrated economic & security partnership

2,270 people are employed at the 36 Canadian-owned businesses operating in WA-6

**WA-6**  
**exports \$601 million**  
 in goods to Canada annually

### Top WA-6 goods exports to Canada

■ Petroleum & coal products.....	\$92 million
■ Agricultural & construction machinery.....	\$58 million
■ Marine products.....	\$40 million
■ Pulp & Paperboard Mill Products.....	\$40 million
■ Sawmill & wood products.....	\$31 million



**WA-6**  
**exports \$84 million**  
 in services to Canada annually

### Top WA-6 services exports to Canada

Travel (including for education).....	\$30 million
Business services.....	\$20 million
Transport.....	\$15 million
Charges for the use of intellectual property.....	\$11 million
Financial services.....	\$4 million

### Top Canadian-owned businesses in WA-6

- Great Pacific News
- Cascade Pole And Lumber
- Interfor
- Waste Connections
- WSP USA
- McFarland Cascade
- Sound Publishing
- Trans World Ny Sub
- Stantec
- Wood Environmental Infrastructure Solutions

**April 2024**

Sources: **Trade Partnership:** Goods exports (2023 data, 3/2024 release) and services exports (2022 data, 1/2024 release), calculated figures, based on U.S. Census Bureau and U.S. Bureau of Economic Analysis data at state and national levels. **Dun & Bradstreet:** Canadian-owned businesses (12/2023 release). Figures may not add up due to rounding. Produced by the Embassy of Canada in Washington, D.C.

# Washington's 7<sup>th</sup> district & Canada

## An integrated economic & security partnership

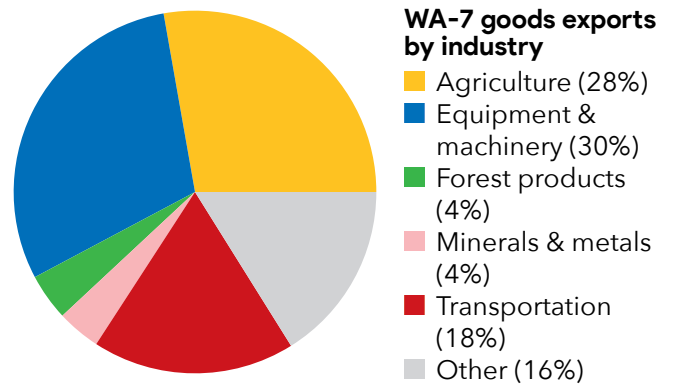
4,060 people are employed at the 96 Canadian-owned businesses operating in WA-7

### WA-7

**exports \$744 million**  
 in goods to Canada annually

#### Top WA-7 goods exports to Canada

■ Marine products.....	\$140 million
■ Motor Vehicles.....	\$102 million
■ Communications Equipment.....	\$41 million
■ Magnetic & Optical Media.....	\$36 million
■ Navigational & measuring instruments.....	\$32 million



### WA-7

**exports \$472 million**  
 in services to Canada annually

#### Top WA-7 services exports to Canada

Charges for the use of intellectual property....	\$213 million
Telecommunications, computer & information services	\$97 million
Business services.....	\$97 million
Travel (including for education).....	\$52 million
Financial services.....	\$6 million

#### Top Canadian-owned businesses in WA-7

- BGIS Global Integrated Solutions US
- Icicle Seafoods
- Field Roast Grain Meat Co
- Andrews International
- Guardsmark
- WSP USA
- Colliers International
- Totaldiscovery
- Wood Environmental Infrastructure Solutions
- Golder Associates

**April 2024**

Sources: **Trade Partnership:** Goods exports (2023 data, 3/2024 release) and services exports (2022 data, 1/2024 release), calculated figures, based on U.S. Census Bureau and U.S. Bureau of Economic Analysis data at state and national levels. **Dun & Bradstreet:** Canadian-owned businesses (12/2023 release). Figures may not add up due to rounding. Produced by the Embassy of Canada in Washington, D.C.



# Washington's 8<sup>th</sup> district & Canada

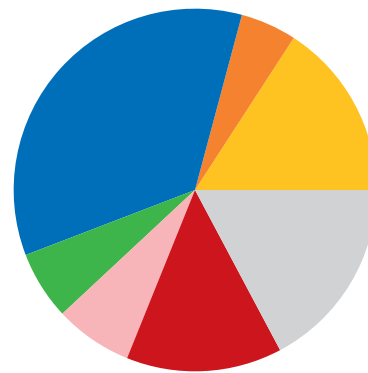
## An integrated economic & security partnership

310 people are employed at the 16 Canadian-owned businesses operating in WA-8

**WA-8**  
**exports \$474 million**  
 in goods to Canada annually

### Top WA-8 goods exports to Canada

■ Agricultural & construction machinery.....	\$78 million
■ Fruits & Tree Nuts.....	\$45 million
■ Aerospace products & parts.....	\$39 million
■ Motor Vehicles.....	\$24 million
■ Petroleum & coal products.....	\$23 million



**WA-8 goods exports by industry**

- Agriculture (16%)
- Energy (5%)
- Equipment & machinery (35%)
- Forest products (6%)
- Minerals & metals (7%)
- Transportation (14%)
- Other (17%)

**WA-8**  
**exports \$173 million**  
 in services to Canada annually

### Top WA-8 services exports to Canada

Charges for the use of intellectual property.....	\$78 million
Business services.....	\$35 million
Telecommunications, computer & information services	\$28 million
Travel (including for education).....	\$23 million
Transport.....	\$4 million

### Top Canadian-owned businesses in WA-8

- Zetec
- Circle K
- Sound Publishing
- Buron Healthcare
- Rodda Paint
- BMO Harris Bank
- PC Specialists
- Nutrien Ag Solutions
- Matrox Graphics
- Louis Berger

**April 2024**

Sources: **Trade Partnership:** Goods exports (2023 data, 3/2024 release) and services exports (2022 data, 1/2024 release), calculated figures, based on U.S. Census Bureau and U.S. Bureau of Economic Analysis data at state and national levels. **Dun & Bradstreet:** Canadian-owned businesses (12/2023 release). Figures may not add up due to rounding. Produced by the Embassy of Canada in Washington, D.C.

# Washington's 9<sup>th</sup> district & Canada

## An integrated economic & security partnership

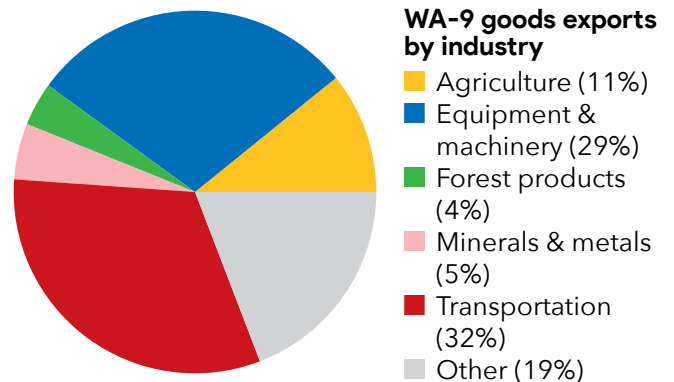
2,800 people are employed at the 86 Canadian-owned businesses operating in WA-9

### WA-9

**exports \$584 million**  
 in goods to Canada annually

#### Top WA-9 goods exports to Canada

- Aerospace products & parts.....\$161 million
- Communications Equipment..... \$38 million
- Marine products..... \$22 million
- Motor Vehicles..... \$20 million
- Household Appliances..... \$18 million



### WA-9

**exports \$418 million**  
 in services to Canada annually

#### Top WA-9 services exports to Canada

- Charges for the use of intellectual property....\$162 million
- Transport..... \$86 million
- Telecommunications, computer & information services\$72 million
- Business services..... \$61 million
- Travel (including for education)..... \$29 million

#### Top Canadian-owned businesses in WA-9

- Oberto Snacks
- Cedartone Specialties
- Graham
- TForce
- PCL Construction
- Flynn
- Lynx Medical Systems
- G & W Commercial Interiors
- Globys
- Olympic Pipe Line

#### April 2024

Sources: **Trade Partnership:** Goods exports (2023 data, 3/2024 release) and services exports (2022 data, 1/2024 release), calculated figures, based on U.S. Census Bureau and U.S. Bureau of Economic Analysis data at state and national levels. **Dun & Bradstreet:** Canadian-owned businesses (12/2023 release). Figures may not add up due to rounding. Produced by the Embassy of Canada in Washington, D.C.

# Washington's 10<sup>th</sup> district & Canada

## An integrated economic & security partnership

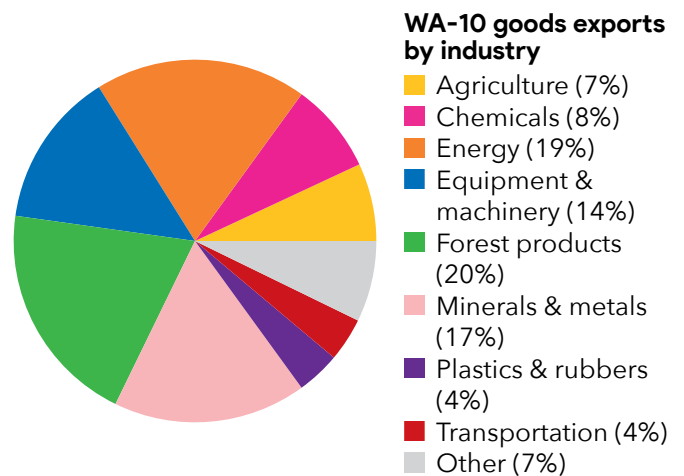
850 people are employed at the 36 Canadian-owned businesses operating in WA-10

### WA-10

**exports \$344 million**  
 in goods to Canada annually

#### Top WA-10 goods exports to Canada

■ Petroleum & coal products.....	\$65 million
■ Agricultural & construction machinery.....	\$25 million
■ Converted Paper Products.....	\$25 million
■ Veneer, Plywood & Engineered Wood.....	\$17 million
■ Iron, steel & ferroalloys.....	\$17 million



### WA-10

**exports \$62 million**  
 in services to Canada annually

#### Top WA-10 services exports to Canada

Travel (including for education).....	\$24 million
Business services.....	\$18 million
Charges for the use of intellectual property.....	\$10 million
Financial services.....	\$3 million
Telecommunications, computer & information services	\$3 million

#### Top Canadian-owned businesses in WA-10

- Harold Lemay Enterprises
- Helly Hansen
- Keg Steakhouse + Bar
- Circle K
- Weldco-Beales Mfg
- Murreys Disposal
- Trans World Ny Sub
- Gvs America
- Boyd Group
- Rodda Paint

#### April 2024

Sources: **Trade Partnership:** Goods exports (2023 data, 3/2024 release) and services exports (2022 data, 1/2024 release), calculated figures, based on U.S. Census Bureau and U.S. Bureau of Economic Analysis data at state and national levels. **Dun & Bradstreet:** Canadian-owned businesses (12/2023 release). Figures may not add up due to rounding. Produced by the Embassy of Canada in Washington, D.C.

# West Virginia's 1<sup>st</sup> district & Canada

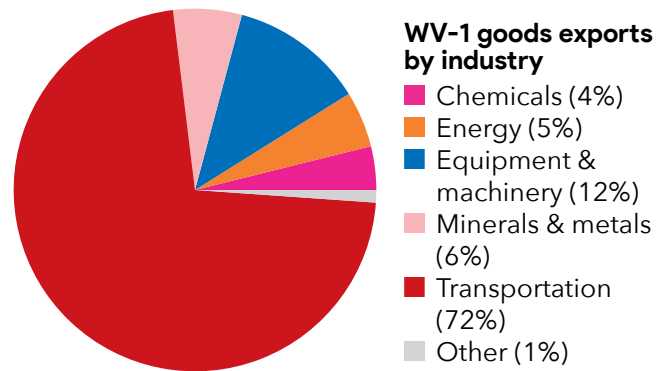
## An integrated economic & security partnership

600 people are employed at the 20 Canadian-owned businesses operating in WV-1

**WV-1**  
**exports \$1.4 billion**  
 in goods to Canada annually

### Top WV-1 goods exports to Canada

■ Motor Vehicle Parts.....	\$1.0 billion
■ Engines & turbines.....	\$117 million
■ Coal & Petroleum Gases.....	\$56 million
■ Basic Chemicals.....	\$28 million
■ Aluminum.....	\$21 million



**WV-1**  
**exports \$43 million**  
 in services to Canada annually

### Top WV-1 services exports to Canada

Travel (including for education).....	\$20 million
Business services.....	\$8 million
Charges for the use of intellectual property.....	\$5 million
Maintenance & repair services.....	\$4 million
Insurance services.....	\$3 million

### Top Canadian-owned businesses in WV-1

- Columbia Energy
- Stella-Jones
- TForce
- Trans World Ny Sub
- Service Experts
- Premier Salons
- RBC
- Nutrien Ag Solutions
- Mitel
- Guardsmark

**April 2024**

Sources: **Trade Partnership:** Goods exports (2023 data, 3/2024 release) and services exports (2022 data, 1/2024 release), calculated figures, based on U.S. Census Bureau and U.S. Bureau of Economic Analysis data at state and national levels. **Dun & Bradstreet:** Canadian-owned businesses (12/2023 release). Figures may not add up due to rounding. Produced by the Embassy of Canada in Washington, D.C.

# West Virginia's 2<sup>nd</sup> district & Canada

## An integrated economic & security partnership

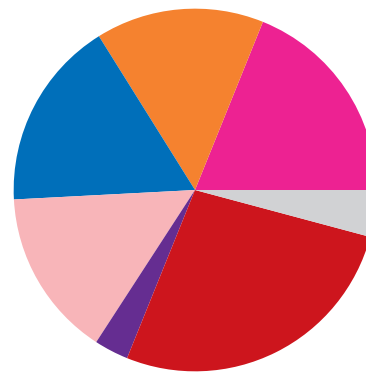
710 people are employed at the 26 Canadian-owned businesses operating in WV-2

### WV-2

**exports \$745 million**  
 in goods to Canada annually

#### Top WV-2 goods exports to Canada

■ Motor Vehicle Parts.....	\$154 million
■ Engines & turbines.....	\$85 million
■ Petroleum & coal products.....	\$70 million
■ Resins & Synthetic Fibers.....	\$59 million
■ Basic Chemicals.....	\$46 million



**WV-2 goods exports by industry**

- Chemicals (19%)
- Energy (15%)
- Equipment & machinery (17%)
- Minerals & metals (15%)
- Plastics & rubbers (3%)
- Transportation (27%)
- Other (4%)

### WV-2

**exports \$47 million**  
 in services to Canada annually

#### Top WV-2 services exports to Canada

Travel (including for education).....	\$24 million
Business services.....	\$9 million
Charges for the use of intellectual property.....	\$8 million
Maintenance & repair services.....	\$3 million
Financial services.....	\$2 million

#### Top Canadian-owned businesses in WV-2

- Bombardier
- Chico Enterprises
- Columbia Energy
- Critical Ctrl Enrgy Svcs
- Stantec
- TForce
- Bidell Gas Compression
- Trans World Ny Sub
- Premier Salons
- AES Drilling Fluids

#### April 2024

Sources: **Trade Partnership:** Goods exports (2023 data, 3/2024 release) and services exports (2022 data, 1/2024 release), calculated figures, based on U.S. Census Bureau and U.S. Bureau of Economic Analysis data at state and national levels. **Dun & Bradstreet:** Canadian-owned businesses (12/2023 release). Figures may not add up due to rounding. Produced by the Embassy of Canada in Washington, D.C.

# Wisconsin's 1<sup>st</sup> district & Canada

## An integrated economic & security partnership

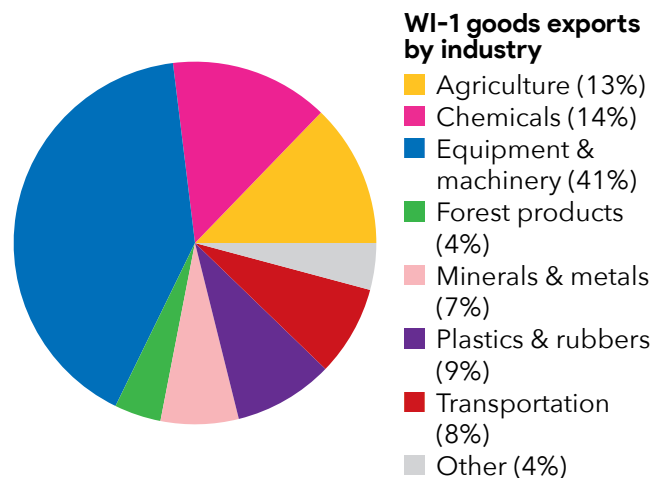
2,730 people are employed at the 26 Canadian-owned businesses operating in WI-1

### WI-1

**exports \$1.1 billion**  
 in goods to Canada annually

#### Top WI-1 goods exports to Canada

■ Agricultural & construction machinery.....	\$135 million
■ Plastics Products.....	\$83 million
■ Soaps, Cleaning Agents & Toiletries.....	\$66 million
■ Electrical equipment.....	\$61 million
■ Household Appliances.....	\$46 million



### WI-1

**exports \$48 million**  
 in services to Canada annually

#### Top WI-1 services exports to Canada

Travel (including for education).....	\$21 million
Business services.....	\$9 million
Charges for the use of intellectual property.....	\$7 million
Telecommunications, computer & information services	\$4 million
Financial services.....	\$4 million

#### Top Canadian-owned businesses in WI-1

- Bombardier Recreational Products
- Saputo Cheese
- BMO Harris Bank
- Purolator International
- Active Transport
- Jht Holdings
- Monarch-Mclaren Limited
- Auto Truck Transport
- Active Usa
- Aldo

#### April 2024

Sources: **Trade Partnership:** Goods exports (2023 data, 3/2024 release) and services exports (2022 data, 1/2024 release), calculated figures, based on U.S. Census Bureau and U.S. Bureau of Economic Analysis data at state and national levels. **Dun & Bradstreet:** Canadian-owned businesses (12/2023 release). Figures may not add up due to rounding. Produced by the Embassy of Canada in Washington, D.C.

# Wisconsin's 2<sup>nd</sup> district & Canada

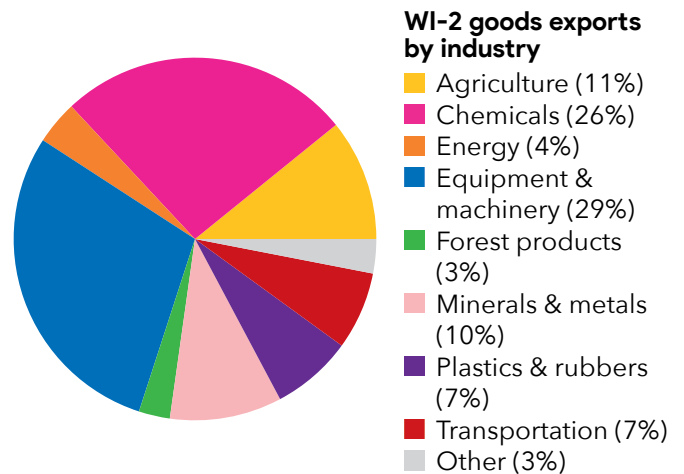
## An integrated economic & security partnership

1,040 people are employed at the 33 Canadian-owned businesses operating in WI-2

**WI-2**  
**exports \$615 million**  
 in goods to Canada annually

### Top WI-2 goods exports to Canada

Basic Chemicals.....	\$87 million
Pharmaceuticals & Medicines.....	\$62 million
Plastics Products.....	\$44 million
Household Appliances.....	\$42 million
Petroleum & coal products.....	\$24 million



**WI-2**  
**exports \$127 million**  
 in services to Canada annually

### Top WI-2 services exports to Canada

Charges for the use of intellectual property.....	\$42 million
Travel (including for education).....	\$33 million
Business services.....	\$21 million
Insurance services.....	\$18 million
Telecommunications, computer & information services	\$7 million

### Top Canadian-owned businesses in WI-2

- BMO Harris Bank
- Pacific Cycle
- Car Wash Partners
- BMO Financial
- Avery Products
- Sanimax
- Nutrien Ag Solutions
- Hammond Power Solutions
- Semex Usa
- Saputo Cheese

**April 2024**

Sources: **Trade Partnership:** Goods exports (2023 data, 3/2024 release) and services exports (2022 data, 1/2024 release), calculated figures, based on U.S. Census Bureau and U.S. Bureau of Economic Analysis data at state and national levels. **Dun & Bradstreet:** Canadian-owned businesses (12/2023 release). Figures may not add up due to rounding. Produced by the Embassy of Canada in Washington, D.C.

# Wisconsin's 3<sup>rd</sup> district & Canada

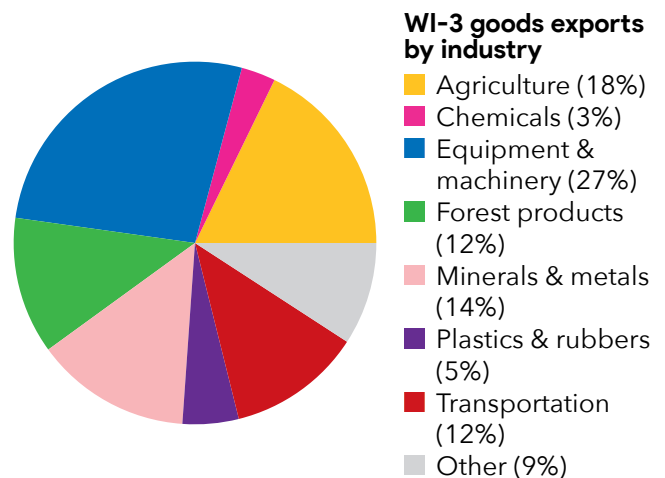
## An integrated economic & security partnership

2,880 people are employed at the 31 Canadian-owned businesses operating in WI-3

**WI-3**  
**exports \$847 million**  
 in goods to Canada annually

### Top WI-3 goods exports to Canada

■ Motor Vehicle Parts.....	\$66 million
■ Agricultural & construction machinery.....	\$58 million
■ Computer Equipment.....	\$56 million
■ Nonmetallic Minerals.....	\$48 million
■ Plastics Products.....	\$45 million



**WI-3**  
**exports \$59 million**  
 in services to Canada annually

### Top WI-3 services exports to Canada

Travel (including for education).....	\$18 million
Insurance services.....	\$15 million
Charges for the use of intellectual property.....	\$9 million
Financial services.....	\$7 million
Business services.....	\$6 million

### Top Canadian-owned businesses in WI-3

- McCain Foods
- BMO Harris Bank
- Wisconsin Central Railroad
- Cascades
- Infinity Foods
- Transcontinental
- Holiday Stationstores
- Erco Worldwide
- Hot-Line Freight System
- Stella-Jones

**April 2024**

Sources: **Trade Partnership:** Goods exports (2023 data, 3/2024 release) and services exports (2022 data, 1/2024 release), calculated figures, based on U.S. Census Bureau and U.S. Bureau of Economic Analysis data at state and national levels. **Dun & Bradstreet:** Canadian-owned businesses (12/2023 release). Figures may not add up due to rounding. Produced by the Embassy of Canada in Washington, D.C.



# Wisconsin's 4<sup>th</sup> district & Canada

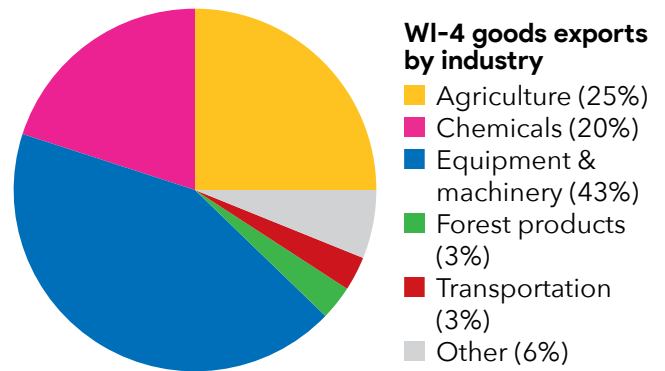
## An integrated economic & security partnership

3,600 people are employed at the 38 Canadian-owned businesses operating in WI-4

**WI-4**  
**exports \$599 million**  
 in goods to Canada annually

### Top WI-4 goods exports to Canada

- Electrical equipment.....\$100 million
- Basic Chemicals..... \$93 million
- Engines & turbines..... \$59 million
- Navigational & measuring instruments..... \$36 million
- Agricultural & construction machinery..... \$30 million



**WI-4**  
**exports \$96 million**  
 in services to Canada annually

### Top WI-4 services exports to Canada

- Travel (including for education)..... \$29 million
- Business services..... \$22 million
- Insurance services..... \$15 million
- Charges for the use of intellectual property..... \$11 million
- Telecommunications, computer & information services\$10 million

### Top Canadian-owned businesses in WI-4

- Accu-Read
- M & I Bank
- BMO Harris Bank
- Soo Line Railroad
- Guardsmark
- Saputo Cheese
- Corvisa
- MWH Americas
- Lallemand Specialties
- RBC

**April 2024**

Sources: **Trade Partnership:** Goods exports (2023 data, 3/2024 release) and services exports (2022 data, 1/2024 release), calculated figures, based on U.S. Census Bureau and U.S. Bureau of Economic Analysis data at state and national levels. **Dun & Bradstreet:** Canadian-owned businesses (12/2023 release). Figures may not add up due to rounding. Produced by the Embassy of Canada in Washington, D.C.

# Wisconsin's 5<sup>th</sup> district & Canada

## An integrated economic & security partnership

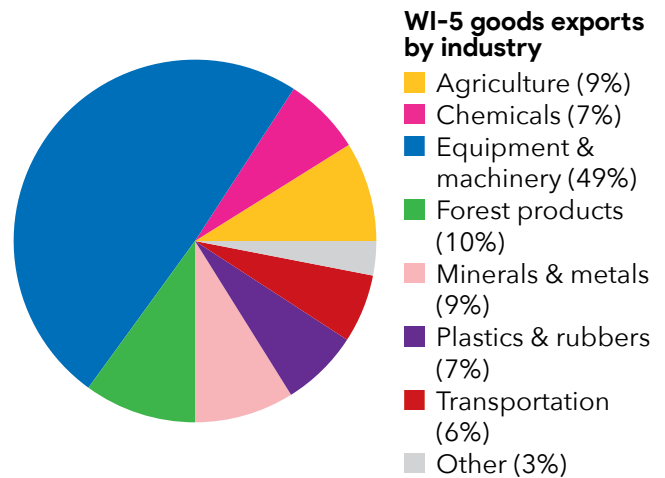
1,190 people are employed at the 36 Canadian-owned businesses operating in WI-5

### WI-5

**exports \$1.3 billion**  
 in goods to Canada annually

#### Top WI-5 goods exports to Canada

■ Electrical equipment.....	\$207 million
■ Agricultural & construction machinery.....	\$94 million
■ Printed Matter & Related Products.....	\$82 million
■ Plastics Products.....	\$80 million
■ Navigational & measuring instruments.....	\$47 million



### WI-5

**exports \$75 million**  
 in services to Canada annually

#### Top WI-5 services exports to Canada

Business services.....	\$17 million
Charges for the use of intellectual property.....	\$15 million
Travel (including for education).....	\$13 million
Insurance services.....	\$12 million
Financial services.....	\$8 million

#### Top Canadian-owned businesses in WI-5

- BMO Harris Bank
- Soo Line Railroad
- M & I Bank
- Milcut
- Guardsmark
- US Security Associates
- USFI
- Paul Davis Restoration
- Intact Insurance
- Sanborn Tube Sls Wisconsin

**April 2024**

Sources: **Trade Partnership:** Goods exports (2023 data, 3/2024 release) and services exports (2022 data, 1/2024 release), calculated figures, based on U.S. Census Bureau and U.S. Bureau of Economic Analysis data at state and national levels. **Dun & Bradstreet:** Canadian-owned businesses (12/2023 release). Figures may not add up due to rounding. Produced by the Embassy of Canada in Washington, D.C.

# Wisconsin's 6<sup>th</sup> district & Canada

## An integrated economic & security partnership

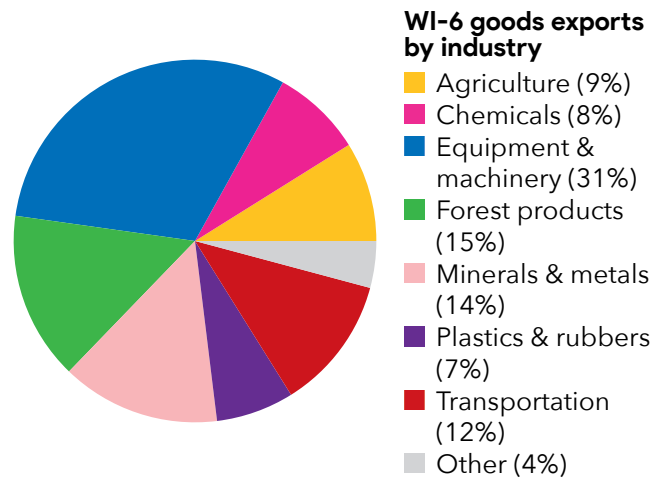
2,290 people are employed at the 43 Canadian-owned businesses operating in WI-6

### WI-6

**exports \$1.8 billion**  
 in goods to Canada annually

#### Top WI-6 goods exports to Canada

■ Agricultural & construction machinery.....	\$225 million
■ Converted Paper Products.....	\$203 million
■ Engines & turbines.....	\$150 million
■ Plastics Products.....	\$122 million
■ Motor Vehicles.....	\$94 million



### WI-6

**exports \$51 million**  
 in services to Canada annually

#### Top WI-6 services exports to Canada

Travel (including for education).....	\$17 million
Business services.....	\$13 million
Charges for the use of intellectual property.....	\$7 million
Financial services.....	\$6 million
Insurance services.....	\$5 million

#### Top Canadian-owned businesses in WI-6

- Wisconsin Central Railroad
- BMO Harris Bank
- Transcontinental
- Northern Labs
- Soo Line Railroad
- Saputo Cheese
- Stantec
- Illinois Central Railroad
- Nutrien Ag Solutions
- Eagle Creek

**April 2024**

Sources: **Trade Partnership:** Goods exports (2023 data, 3/2024 release) and services exports (2022 data, 1/2024 release), calculated figures, based on U.S. Census Bureau and U.S. Bureau of Economic Analysis data at state and national levels. **Dun & Bradstreet:** Canadian-owned businesses (12/2023 release). Figures may not add up due to rounding. Produced by the Embassy of Canada in Washington, D.C.

# Wisconsin's 7<sup>th</sup> district & Canada

## An integrated economic & security partnership

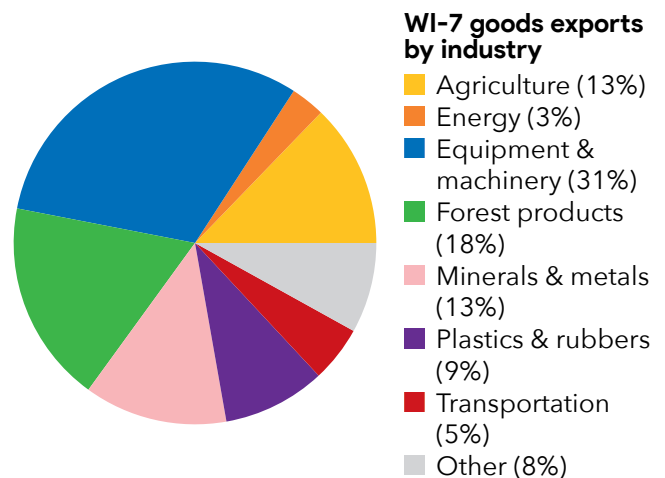
1,730 people are employed at the 27 Canadian-owned businesses operating in WI-7

### WI-7

**exports \$1.0 billion**  
 in goods to Canada annually

#### Top WI-7 goods exports to Canada

Plastics Products.....	\$89 million
Agricultural & construction machinery.....	\$85 million
Converted Paper Products.....	\$65 million
Pulp & Paperboard Mill Products.....	\$34 million
Dairy Products.....	\$33 million



### WI-7

**exports \$46 million**  
 in services to Canada annually

#### Top WI-7 services exports to Canada

Travel (including for education).....	\$17 million
Insurance services.....	\$7 million
Financial services.....	\$6 million
Charges for the use of intellectual property.....	\$6 million
Business services.....	\$5 million

#### Top Canadian-owned businesses in WI-7

- McCain Foods
- BMO Harris Bank
- Holiday Stationstores
- Arow Global
- Samuel, Son & Co
- Saputo Cheese
- Wisconsin Central Railroad
- Graymont
- Illinois Central Railroad
- Stantec

#### April 2024

Sources: **Trade Partnership:** Goods exports (2023 data, 3/2024 release) and services exports (2022 data, 1/2024 release), calculated figures, based on U.S. Census Bureau and U.S. Bureau of Economic Analysis data at state and national levels. **Dun & Bradstreet:** Canadian-owned businesses (12/2023 release). Figures may not add up due to rounding. Produced by the Embassy of Canada in Washington, D.C.

# Wisconsin's 8<sup>th</sup> district & Canada

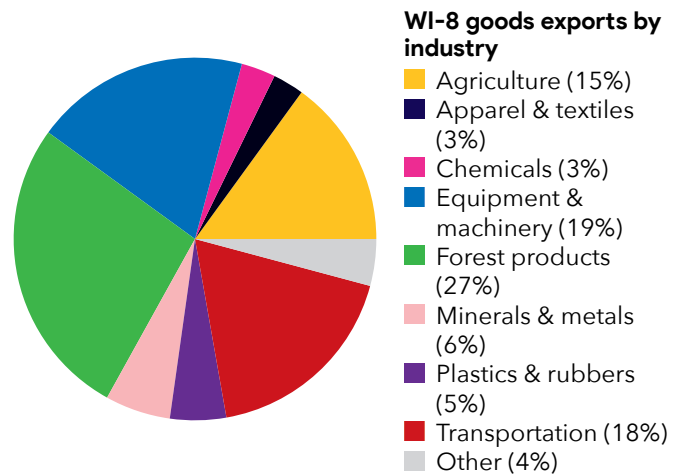
## An integrated economic & security partnership

5,410 people are employed at the 35 Canadian-owned businesses operating in WI-8

**WI-8**  
**exports \$1.2 billion**  
 in goods to Canada annually

### Top WI-8 goods exports to Canada

■ Converted Paper Products.....	\$182 million
■ Agricultural & construction machinery.....	\$78 million
■ Motor Vehicle Parts.....	\$74 million
■ Pulp & Paperboard Mill Products.....	\$74 million
■ Plastics Products.....	\$56 million



**WI-8**  
**exports \$68 million**  
 in services to Canada annually

### Top WI-8 services exports to Canada

Travel (including for education).....	\$22 million
Insurance services.....	\$16 million
Business services.....	\$10 million
Charges for the use of intellectual property.....	\$9 million
Financial services.....	\$5 million

### Top Canadian-owned businesses in WI-8

- McCain Foods
- Saputo Cheese
- Samuel, Son & Co
- Sanimax
- BMO Harris Bank
- Agropur
- Carfair Composites USA
- Pro Label
- Atlas Cold Storage
- Russel Metals Williams Bahcall

**April 2024**

Sources: **Trade Partnership:** Goods exports (2023 data, 3/2024 release) and services exports (2022 data, 1/2024 release), calculated figures, based on U.S. Census Bureau and U.S. Bureau of Economic Analysis data at state and national levels. **Dun & Bradstreet:** Canadian-owned businesses (12/2023 release). Figures may not add up due to rounding. Produced by the Embassy of Canada in Washington, D.C.