

SOUTH CAROLINA & CANADA

An integrated economy



Photo: Silfab

Silfab Solar to create hundreds of new jobs in York County

Silfab Solar, a leading North American solar panel manufacturer based in Toronto, announced plans to expand its U.S. footprint by establishing operations in York County. The company's \$150 million investment will create 800 new jobs. With more than 40 years of solar experience, Silfab Solar designs, engineers and manufactures its own premium brand of high-efficiency solar panels for both residential and commercial use. The company operates two U.S. facilities in Bellingham and Burlington, Washington, and one in Toronto. The new facility in York County will manufacture next-generation solar cell technology, boosting U.S solar cell production. The company is leasing a 785,000-square-foot building in Fort Mill. Operations are expected to be online in the third quarter of 2024. "Silfab Solar selecting York County for a project that requires a highly skilled workforce shows that our workforce development investments are paying off in a big way," said Gov. Henry McMaster. "Our people are South Carolina's greatest resource, and we are confident they will help Silfab Solar thrive in its latest venture."

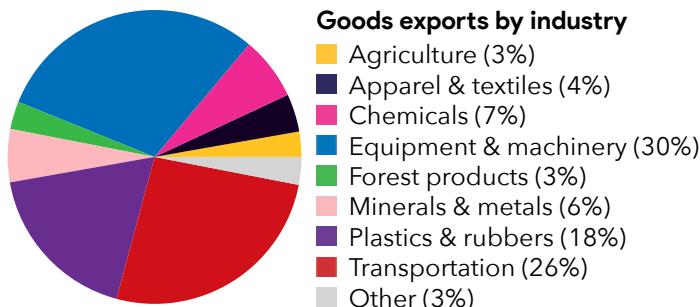


154 Canadian-owned companies employ **13,450 workers** in South Carolina



Canada is the **#2 export market** for South Carolina

South Carolina **exports \$4.5 billion** in goods to Canada annually



South Carolina exports \$486 million in services to Canada, including

Travel (including for education).....	\$191 million
Business services.....	\$149 million
Charges for the use of intellectual property.....	\$72 million
Financial services.....	\$27 million
Insurance services.....	\$21 million

Top South Carolina goods exports to Canada

Automobiles.....	\$755 million
Rubber & rubber articles.....	\$593 million
Motor vehicle parts.....	\$298 million
Plastics & plastic articles.....	\$233 million
Heating, cooling & refrigeration equipment.....	\$132 million
Paper & paperboard.....	\$94 million
Optical, medical & precision instruments.....	\$87 million
Iron & steel tubes, pipes & sheets.....	\$86 million
Compressors & pumps.....	\$73 million
Animal feed & food industry residues.....	\$73 million



Photo: Niagara Pharmaceuticals

Niagara Pharmaceuticals invests in Cherokee County

Niagara Pharmaceuticals, a Canadian manufacturer of eye health and safety products has established its first U.S. operation in Cherokee County, creating 45 new jobs with the \$9 million investment. The company produces a variety of eye wash products including emergency wash, contact lens cleaner, self-contained eye wash station additive, and conditioner for portable wash units under the brands Health Saver and Pur-Wash.

"In addition to South Carolina's business- friendly environment and talented workforce, the state's strategic location will allow us to connect more efficiently with our customers in the region," said Niagara Pharmaceuticals Chief Executive Officer Andrew Leistner.



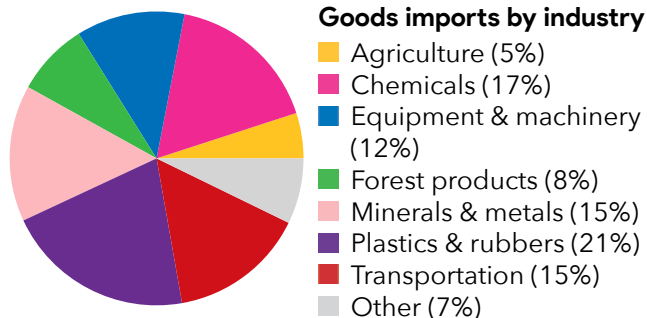
Canada invests in South Carolina

Trade with Canada supports **112,100 employees in South Carolina** in addition to the **13,450 employees** at Canadian-owned businesses across the state. In addition, South Carolina exports \$5.0 billion in goods and services to Canada.

Canadian-owned companies, including **Circle K, Louis Berger, TForce** and **Magna Drive Auto Amer Div**, are major contributors to South Carolina's economy. They employ residents in every sector and contribute to the local economy with salary dollars, paying local taxes, and the purchase of goods and services in their supply chain.

South Carolina

imports \$3.5 billion
in goods from Canada annually



Top South Carolina goods imports from Canada

Plastics & plastic articles.....	\$397 million
Rubber & rubber articles.....	\$315 million
Motor vehicle parts.....	\$283 million
Organic chemicals.....	\$219 million
Wood pulp.....	\$159 million
Aircraft & parts.....	\$146 million
Aluminum & aluminum articles.....	\$144 million
Iron & steel tubes, pipes & sheets.....	\$88 million
Copper & copper articles.....	\$84 million
Fiber & woven goods from manmade sources.....	\$62 million

March 2024

Sources: All figures are in U.S. dollars. Unless otherwise specified, all figures are based on 2023 data. **U.S. Census Bureau:** goods trade, Canada's export ranking (2/2024 release). **Trade Partnership:** 2022 services trade (2/2024 release). **Dun & Bradstreet:** Canadian-owned businesses operating in the U.S. (12/2023 release). **Business Roundtable:** state jobs from Canada-U.S. trade (2018, 10/2020 release). Figures may not add up due to rounding. Produced by the Embassy of Canada in Washington, D.C.

CONTACT


THE CONSULATE GENERAL IN ATLANTA

1175 COLONY SQUARE SUITE 1700
ATLANTA, GA 30361

Rosaline Kwan

Consul General
atnta@international.gc.ca
(404) 532-2000



 @CanCGAtlanta
canada.ca/canada-in-atlanta

 Canada